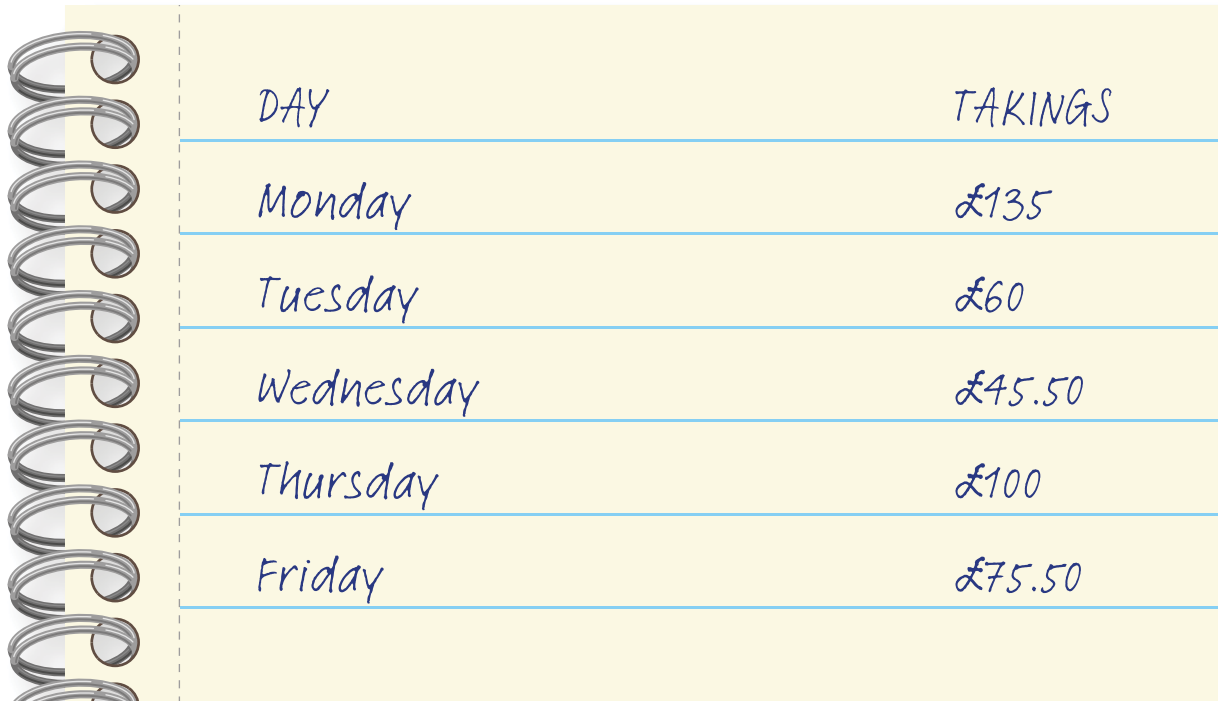



6: Daily takings

These figures show the daily takings at your place of work.



DAY	TAKINGS
Monday	£135
Tuesday	£60
Wednesday	£45.50
Thursday	£100
Friday	£75.50




Activity 6: Displaying information



Can you create a chart from the data to help you make decisions?

- 1 Use the figures from the daily takings table to draw a chart. Remember to label the axes.



2 What day has the highest takings?

3 How much more did they take on the best day than on the second best?

4 If you were to close one day a week, on which day would you lose the least money?