

GCSE 2016 Art & Design



U367
Background image: © solarseven
Origami: © Justin Hoffmann & Mark Bolitho Pearson Education Ltd



Component 1 – Fine Art Level 5



Candidate 5

Fine Art – Level 5

AO1	AO2	AO3	AO4	Total
13	13	13	13	52

Examiner comment:


AO1: Just confident and assured ability – Level 5

AO2: Just confident and assured ability – Level 5


AO3: Just confident and assured ability – Level 5

AO4: Just confident and assured ability – Level 5

Total of 52 marks overall.



52 marks



52 marks



52 marks



be made color.



52 marks



Here I have started to form the neck and head. Using thin pieces of wire, I bended them around the thick bits to bring them together.

↓

This is the start of my final piece. I used thick pieces of wire for the main structure and used thinner, bendier pces of wire to bring together the body of the horse.

↑

Here I have been working on the hind and fore legs. Using thin pieces of wire, I bent them tightly around the main structure.

↑



Above is my model horse. It has been covered with fabric and plaster so it looks better and I can give it some colour.



52 marks



52 marks



Natural Forms

Structures



52 marks





69

52 marks








52 marks



52 marks





52 marks




52 marks



52 marks



52 marks



52 marks