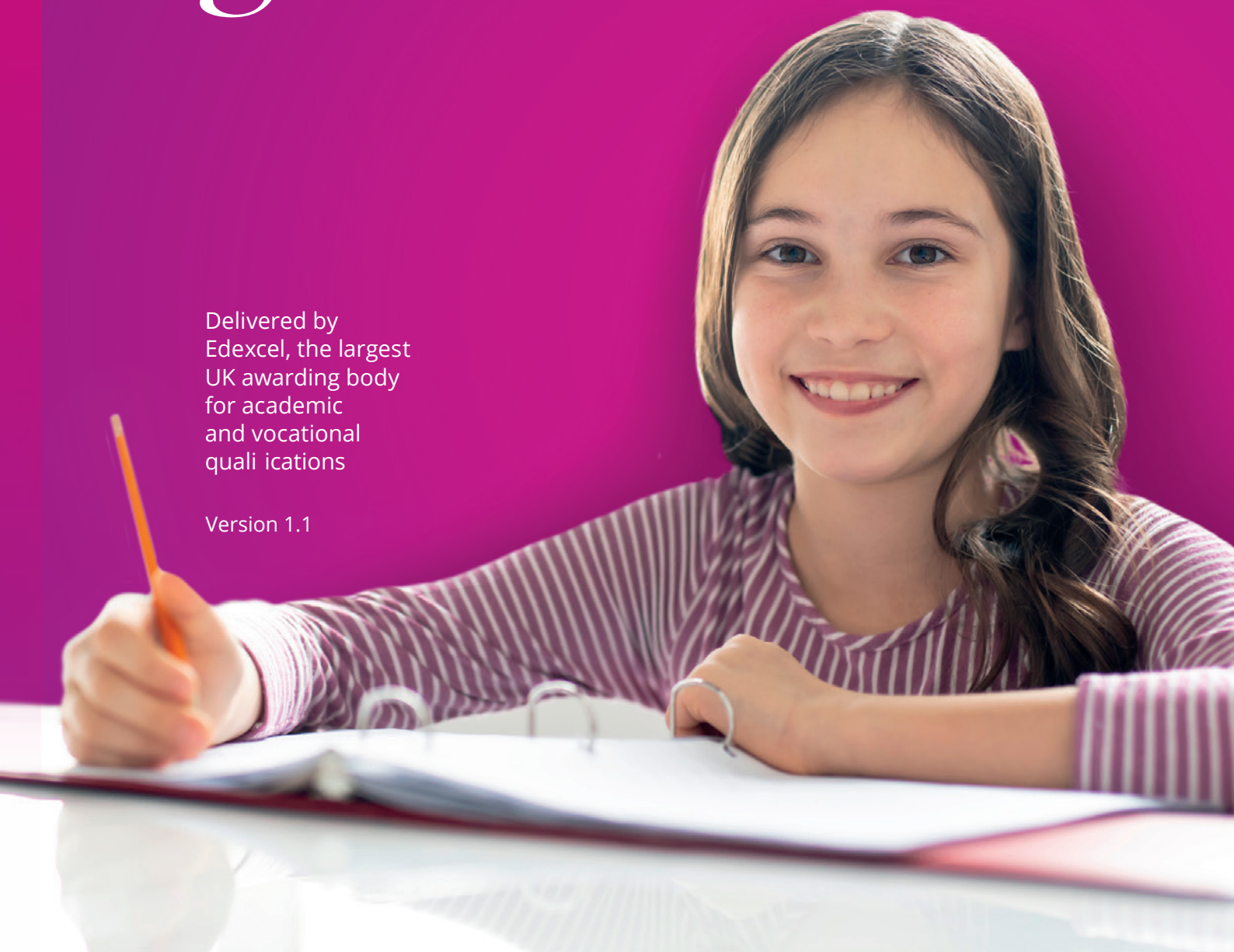


**PTE/Pearson English International
Certificate – Young Learners**

A parent's guide

Delivered by
Edexcel, the largest
UK awarding body
for academic
and vocational
qualifications

Version 1.1



Contents

What is PTE/Pearson English International Certificate – Young Learners?	4
What is included in the test?	6
Why choose this test?	7
Test levels	8
Firstwords (CEFR level: Pre-A1)	9
Springboard (CEFR level: A1)	10
Quickmarch (CEFR level: A1–A2)	11
Breakthrough (CEFR level: A2–A2+)	12
Test day tips	13
After the test	14

Dear Parents and Learners,

This brochure will familiarise you with PTE/Pearson English International Certificate – Young Learners, how to prepare for it and what to expect.

Thousands of learners around the world are taking PTE Young Learners to prove their level of English on the Common European Framework of Reference (CEFR) scale. Compared to competing products, learners call this the ‘friendly’ test, with games and activities they can do with their friends.

Learners and their teachers are fans of this test because it is contemporary and a good measure of communicative and 21st century skills.

If you have questions, you will find lots more information on our website, here:
pearsonpte.com/pte-young-learners.

All the best to you!

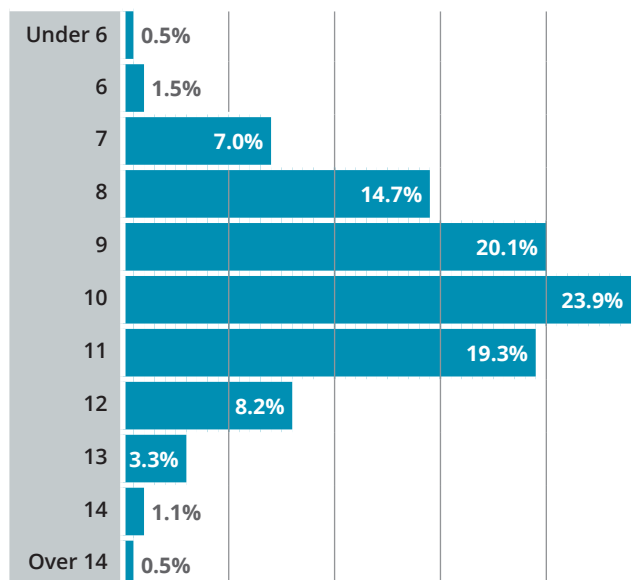
**The Pearson English Assessment
International Team**

What is PTE/Pearson English International Certificate – Young Learners?

PTE/Pearson English International Certificate – Young Learners gives students an English qualification accredited by Pearson Edexcel, through a fun, stress-free English test.

This assessment is available at four different levels of English language proficiency: Firstwords (Level 1), Springboard (Level 2), Quickmarch (Level 3) and Breakthrough (Level 4).

What age is this test suitable for?



What is the goal of the test?

The primary goal of this test is to assess a young learner's ability to use English language communicatively through both oral and written communication. There is an emphasis on real-life scenarios rather than on knowledge of specific language items and vocabulary.

Although the test is presented using British English, American English is also acceptable. Knowledge of the English alphabet is assumed at all levels.

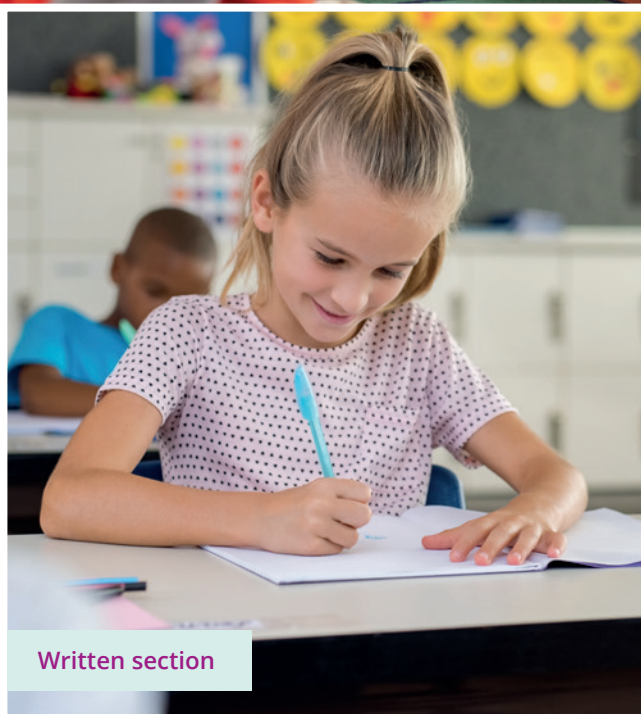
Where is the test available?

The test is available in a growing number of locations, including:

Argentina • Armenia • Azerbaijan • Bosnia and Herzegovina • Brazil • Bulgaria • China
Colombia • Croatia • Czech Republic • Ecuador
France • Georgia • Hong Kong • Italy • Latvia
Lithuania • Macao • Madagascar • Malaysia
Mexico • Peru • Poland • Russian Federation
Spain • Sri Lanka • Ukraine • United Kingdom
Vietnam



Spoken section



Written section

Who takes this test?

PTE/Pearson English International Certificate – Young Learners is for children aged between 6 and 13, who are speakers of other languages and learning English.

If your child is older than 13, Pearson English offers a test for older children and adults.

See our website at [pearson.com/ptegeneral](https://www.pearson.com/ptegeneral) for more information.

What skills are tested?

All four language skills are assessed: listening, reading, speaking and writing.

The test consists of two parts: a written section which assesses listening, reading and writing, and a spoken section. The spoken part of the test and the written part are taken separately.

Unlike other tests, grammar is integrated into all parts of the test, so there's no need to memorise grammar rules.

With an emphasis on real-life scenarios, 21st century skills are evident in a child's performance on the test, which measures literacy, flexibility, language production and confidence with English language.

Because of the communicative nature of PTE/ Pearson English International Certificate – Young Learners, the tests are shorter without compromising the reliability of the results.

What is included in the test?

All levels of the test include the same types of questions at increasing levels of difficulty and length.

See the section 'Test levels' for a more detailed breakdown of what learners can expect to be tested on at each level of the test.

More than 85% of learners pass PTE Young Learners, and those who do not still receive a certificate to recognise their effort.



Written Part	Task N°	Levels	Skills	Task Types
	One	L 1–4	Listening	3-option picture-based multiple choice
	Two	L 1–3	Listening	Match name to picture
		L4	Listening and Writing	Answer question
	Three	L1 & 3	Reading	Match question to answer
		L2 & 4	Reading and Writing	Dialogue completion
	Four	L1–4	Reading	Match utterance to picture
	Five	L1 & 3	Reading	Match word to picture
		L2 & 4	Reading and Writing	Gap fill
	Six	L1 & 3	Reading and Writing	Gap fill
L2		Writing	Write sentence	
L4		Writing	Write sentence	

Spoken Part	Task N°	Task Types
	Seven	Question and answer – board game
	Eight	Short talk

Why choose this test?

The PTE/Pearson English International Certificate – Young Learners test is growing rapidly in popularity around the world, offering a formal exam environment that motivates rather than intimidates young learners.

- Designed to be interesting and enjoyable, this test makes children's first experiences of learning English memorable and motivating.
- The emphasis is on real-life communication and scenarios, rather than on knowledge of specific language items and vocabulary.
- The stress-free testing environment includes name-to-picture matching, story-writing, or participating in a conversation, plus a group spoken section that is conducted while children play a board game.
- Engaging and familiar content follows the adventures of the Brown family across all test levels.
- The tests gently introduce young learners to confidently demonstrating their English skills in a more formal exam environment.
- Scores reflect overall performance, plus a breakdown across the four language skills – but regardless of performance, every young test-taker receives a certificate.

Did you know?

- This test is delivered in 30+ countries around the world.
- Pearson delivers more than 130 million exams each year.
- Written exams are delivered as a paper-based test. The spoken exam is delivered as a game with five students participating at a time.
- The average pass rate is more than 85%, so most learners pass the test, as long as they are adequately prepared.
- There is no memorisation required for this test.

Watch our overview to learn more at:

go.pearson.com/PTEYoungLearnersVideo

The adventures of
the Brown family
are featured in
every test.



Test levels

What to expect and how to prepare for each level of the test.

PTE/Pearson English International Certificate – Young Learners tests English language skills at four levels of difficulty: Firstwords (Level 1), Springboard (Level 2), Quickmarch (Level 3) and Breakthrough (Level 4).








To ensure your child is familiar and comfortable with the types of questions in the test, you can download free practice papers at their required level.









Just visit:









go.pearson.com/PTEYoungLearnersResources

CEFR	PTE Young Learners		
B1			
A2+			Break through
A2		Quick march	
A1	First words	Spring board	
Pre A1			

Can you spell your name? A-L-E-X	What is your favourite toy? 	Where are your toys? 	Where is the television in your house? 
How many friends have you got? 	How many rooms are there in your house? 	What have you got in your bedroom? 	How many people are there in your family? 

What did you do on your last birthday? 	How did you come to school today? 	What subjects did you have yesterday? 	What is the biggest shop near your house? 
What do you think is the best sport in the world? 	What kind of weather do you like? 	What sports are your mum and dad good at? 	What time did school start today? 

How long have you been at your school? 	What did you give your mum for her last birthday? 	What were you doing at ten o'clock last night? 	What will you do tomorrow, if you have a headache? 
What are your plans for next weekend? 	What good films have you seen this year? 	What do you bring with you when you come to school? 	What job do you want to do in the future? 

Who do you play with at school? 	Where does your family eat dinner? 	Where do you do your homework? 	When do you go to the cinema? 
What do you usually have for breakfast? 	Can you play any instruments? 	How often do you eat in a restaurant? 	What do you do when you go to your friend's house? 

Sample game boards, used in the speaking section of the test

Firstwords

(CEFR level: Pre-A1)



Children at this level can read the English alphabet and recognise simple words and phrases in written and spoken English. They can also understand and talk about basic facts related to their own lives and environments.

Written test: 60 minutes

Spoken test: 20 minutes

Most teachers recommend Firstwords for learners younger than 8 years of age.

Children should be familiar with the following areas of **language use**

- Asking/answering about colour and position of objects
- Talking about family/age/likes/activities
- Introducing and greeting people
- Asking/identify people by name
- Responding to simple instructions
- Describing people's appearance
- Identifying key objects
- Numbers from 1 to 20

They should also know these main **grammatical structures**

- Has / Have got (e.g. I've got a dog. Has he got a dog? He hasn't got a cat)
- There is / are (e.g. How many dogs are there?)
- The imperative and negative imperative (e.g. Get up. Sit down. Be quiet. Don't touch)
- The verb 'to be' in the present tense (e.g. He's John. Are you Mary? I'm not tired)

- The present continuous (affirmative only) (e.g. Mr Brown is watching television)
- 'Can' for ability and requests (e.g. Mrs Brown can swim)
- 'Let's' for simple suggestions (e.g. Let's go to the cinema)
- Basic question words (e.g. What? Where? What colour? How many?)
- Demonstratives - pronouns and adjectives (e.g. This is, That's, Is this/that?)
- Possessive 's' (e.g. Ben's book)
- Personal and possessive pronouns and adjectives (e.g. I, mine, my)
- Plural of nouns (e.g. books, cats, classes, houses, children, men, women)
- Prepositions of place (e.g. the book is on/ under/ by the chair)
- Simple conjunctions (e.g. and, but)

Topics include

- Families
- Pets and animals
- School
- The body and people's appearance
- Toys
- Houses

You can find the Firstwords vocabulary list here: go.pearson.com/PTEYoungLearnersFirstwords

Springboard

(CEFR level: A1)

As well as demonstrating the skills at Firstwords level, children at Springboard level can talk about their feelings, habits, likes and dislikes, and ask other people about theirs. They can read and listen for key information and write simply but meaningfully about their lives.



Written test: 60 minutes

Spoken test: 20 minutes

Most teachers recommend Springboard for learners between the ages of 8 and 10.

Children should be familiar with the following areas of **language use**

- Answering questions about a picture
- Using the alphabet
- Expressing likes and dislikes
- Talking about habits and routines
- Hours/days of the week
- Numbers from 1 to 100

They should also know these main **grammatical structures**

- The present continuous – interrogative and negative (e.g. Is Ben wearing a red T-shirt? Annie isn't eating a cheeseburger)
- Like + ...ing (e.g. Ben doesn't like getting up early, Sophie loves school)

- The simple present tense for habits – affirmative, negative and interrogative (e.g. Lions eat meat. The baby doesn't eat hamburgers. Does Mrs Brown start work at 8.00?)
- Adverbs of frequency (e.g. sometimes, always, never, often)
- Other question words (e.g. How often? What kind? What time? How much?)
- Verb + infinitive (e.g. want to, help to, plan to, decide to)
- Simple ordinals (e.g. first, second, third)
- Conjunctions (e.g. when, before, after + then (adverb))
- Prepositions (e.g. opposite, between, in front of)

Topics include

- Clothes
- Food
- Description of animals
- Homes
- Topics included at lower levels may also be reused and developed

You can find the Springboard vocabulary list here: go.pearson.com/PTEYoungLearnersSpringboard

Quickmarch

(CEFR level: A1–A2)



As well as all the skills in the previous two levels, children at this level can read and listen for gist and key information in familiar contexts. They can talk about future plans and past events, and write a simple text about their life or a familiar environment to a standard that can be readily understood.

Written test: 60 minutes

Spoken test: 20 minutes

Most teachers recommend Quickmarch for learners between the ages 8 and 10.

Children should be familiar with the following areas of **language use**

- Sports and hobbies
- Places and transport
- Ordering food in restaurants
- Telling the time
- Talking about past events
- Talking about everyday activities
- Talking about future plans

They should also know these main **grammatical structures**

- Past tense of 'to be' (e.g. was, were)
- The simple past tense (e.g. walked. I didn't walk. Did you walk?)
- Irregular past forms of common verbs (e.g. went, got up, ate, drank, slept, came)

- 'Going to' to express future plans and intentions (e.g. I am going to work hard this year)
- Present continuous for future use (e.g. She's going out tonight)
- 'Can' for permission (e.g. Can we go to the cinema?)
- Comparatives of adjectives (e.g. Ben is older than Sophie)
- Superlatives of adjectives (e.g. Anna is the youngest girl in her class)
- Conjunction 'because' (e.g. Billy was late for school because he missed the bus)

Topics include

- Spare time
- Time
- Places
- Jobs
- Illness
- Topics included at lower levels may also be reused and developed

You can find the Quickmarch vocabulary list here: go.pearson.com/PTEYoungLearnersQuickmarch

Breakthrough

(CEFR level: A2-A2+)



In addition to all the skills demonstrated at the previous three levels, children at this level can give instructions and explanations. They can describe purpose, give opinions, express preferences, describe sensations and respond to hypothetical situations.

Written test: 1 hour and 15 minutes

Spoken test: 20 minutes

Most teachers recommend Breakthrough for learners between the ages 11 and 13.

Children should be familiar with the following areas of **language use**

- Describing everyday objects
- Describing sensations
- Giving instructions such as directions and procedures
- Writing a story/narrative about a special event
- Talking about past experiences
- Asking for/stating explanations, opinions and preferences
- Predicting and discussing future possibility
- Offering, requesting and making spontaneous decisions

They should also know these main **grammatical structures**

- Present perfect
- 'Will'
- First conditional form
- 'Would' for polite offers and preferences
- Past continuous in narratives

- The infinitive to indicate purpose
- Tag questions
- Present perfect (e.g. Have you ever been to London? I have never been to New York)
- 'Will' in all basic uses (e.g. We think Ben's team will win)
- First conditional form with 'if' (e.g. If Annie finishes her homework, she will go out)
- 'Would' for polite offers (e.g. Would you like a cup of tea?)
- Would (rather) for preferences (e.g. I would rather go swimming. I wouldn't like to go to the football match)
- Past continuous in narratives (e.g. Mr Brown was having breakfast when the phone rang)
- The infinitive to indicate purpose (e.g. Grandmother made a cake to give to Diana)
- Tag questions (e.g. She is, isn't she? They will, won't they?)

Topics include

- The senses
- Nature
- Space and space travel
- Travel
- Jobs and professions
- Topics included at lower levels may also be reused and developed

You can find the Breakthrough vocabulary list here: go.pearson.com/PTEYoungLearnersBreakthrough

Test day tips

Young learners should follow this advice to ensure that test day runs smoothly, and they perform their very best.

The night before, they should

- **Get good rest**
- **Not worry** about memorising or studying
 - just stay calm

In the morning, they should

- **Eat breakfast**
- **Have lots of time to get ready** so they don't need to hurry to get to the exam

During the test, they should

- **Read all the instructions and questions carefully** before they answer questions
- **Listen carefully** to the examiner's instructions, and to the recordings in the listening test
- **Not talk** to the other candidates during the written test
- **Raise their hand quietly** if they need to ask a question during the written test
- **Not ask questions** during the listening test
- **Check their work** and spelling when they have finished answering questions
- **Attempt every question**, even if they're not fully confident in the right answer

Accessibility

If your child has special accessibility requirements, arrangements can be made available through your local test centre.

Among the accessibility allowances are: extra time, separate test room and invigilation, low vision aides, coloured overlays, amplification equipment, transcripts and prompters.

With sufficient notice and appropriate documentation, enlarged papers, readers, scribes, practical assistants and word processors may be used.



After the test

How your child's performance is graded and explained.

PEARSON TEST OF ENGLISH Young Learners	
Candidate Performance Report for Level 4181 – June 2018	
Name:	Sample test taker
Centre Number:	888888
Candidate Number:	0001
PTE General is a test of communicative ability. To receive a certificate, a candidate must complete all 4 skill assessments and achieve a passing mark.	
Listening.....	24.0 / 30.0
Reading	18.0 / 25.0
Writing.....	12.0 / 25.0
Speaking.....	15.0 / 20.0
Overall.....	69.0 /100.0

Within six weeks of the test, you will receive a performance report detailing your child's performance by skill.
(please note: this is not a certificate)

 Pearson	PTE YOUNG LEARNERS		
This is to confirm that			
HARRY POTTER			
took the			
Pearson Test of English Young Learners			
A test of English language: Speaking, Listening, Reading and Writing			
FIRSTWORDS			
and has achieved:			
Pass			
			
			
 Freya Thomas Monk Senior Vice President Pearson Education Ltd	 1305		
83054	00017198	0002	20191112
Replacement for certificate originally issued 23/08/2013			

All learners will also receive a certificate to award Attendance, Pass, Merit or Distinction levels.



Grades

The results for the PTE/Pearson English International Certificate – Young Learners are issued as:

One or Two Stars: The learner has completed the test but needs additional support to achieve the standard



Three Stars: **Pass**



Four Stars: **Pass with Merit**



Five Stars: **Pass with Distinction**

Learners who achieve three stars or more have exhibited competencies in English language described in the objectives of the test. (See pages 5-8 for a full description of competency by level.)

For more information about PTE/Pearson English International Certificate – Young Learners, please visit:

pearsonpte.com/pte-young-learners

We are Pearson

We help people make progress in their lives through learning.

Tell us what you and your children think about the Young Learners test, via this survey:

www.surveymonkey.co.uk/r/Pearsonparent

To say thank you we will send you a cute pen your child can use at home!



Pearson English Assessment

Main Office: 80 Strand, London,
WC2R 0RL, United Kingdom



Certify