

Main Office: 80 Strand, London WC2R 0RL


How to Use your new PTE General/ Pearson English International Certificate Online Practice Tests

Pearson English is proud to launch its first online practice tests for use by students on their desktops/laptops. Please see instructions below for optimal use of the tests.

Teacher instructions:

- The online practice tests can be found on the PTE General website: www.pearson.com/ptegeneral; under Resources and Practice Tests/Tips:

The screenshot shows the Pearson website's 'Resources' page for PTE General. The navigation bar includes 'Pearson | Qualifications' and various dropdown menus. The breadcrumb trail is 'Home > Our qualifications > Pearson Test of English > PTE General > Resources'. The main heading is 'Resources' with tabs for 'Overview', 'PTE General', 'PTE Young Learners', and 'Business English tests'. A text block offers support via 'Contact us' or email 'pqs.internationaleo@pearson.com'. Below are three dropdown menus for 'Admin forms', 'Blogs', and 'Guides'. A 'Practice tests and tips' section has a red 'X' icon and a dropdown for 'Practice tests 2020', which includes 'Test instructions', 'Practice 1', and 'Practice 2'. A right-hand sidebar lists 'PTE General' resources: 'Test levels', 'Courseware/correlation', 'Test dates', 'Where is it accepted?', 'Resources', and 'Post-results service'.

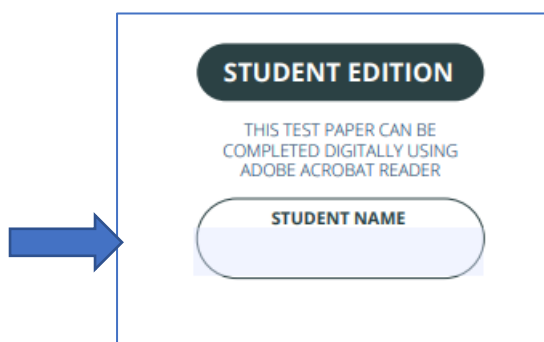


Main Office: 80 Strand, London **WC2R 0RL**


- The online practice tests are labelled: **Practice Tests 2020**. The teacher edition is locked with a password, so that you can protect the answers for mock tests.
- Use password: **PracticeTests2020** to unlock the teacher edition file and download to your computer.
- You will see 4 files for each test level. They include:
 - Audio file for Listening portion of the test
 - Student edition (can be completed online without printing)
 - Teacher edition – which includes answer key and audio transcript
 - Speaking test
- In order to take the online written exam, students need to receive the Student edition and audio file via email from you

Student Instructions

- Ask your student to add their name to the top of the test, so when they are done they can send to you via email, and you know whose work it is when you're grading it.



- The student can click through and use their keyboard to type answers to all the questions in the written test. Remember that the first part of the test is the Listening section, so they will need to play the audio track during the first 3 sections of the test.
- Once the test is completed, it must be saved as a document to the student's computer and attached in an email and sent to you.
- For the speaking test, you may wish to schedule an online interview with the student.
- What the student needs to be successful in using the online practice tests:



Main Office: 80 Strand, London **WC2R 0RL**

- A desktop or laptop computer; tablets may be used, but there will be more scrolling involved to use effectively.
- Adobe Acrobat Reader: **Adobe Acrobat** Reader is a **free**, trusted global standard for viewing, printing, signing, sharing
- An Internet connection and email address for receiving and sending files to you.

Good luck! Let us know what you think of this new format for practice testing.

Questions? Please contact: Carla.fernandez@pearson.com or jane.bledsoe@pearson.com