


GRID	0 marks	Mark Band 1 Basic, Limited, superficial, tentative	Mark Band 2 Adequate, sufficient, some/partial, straightforward	Mark Band 3 Competent, Appropriate, mostly clear	Mark band 4 Confident, effective, thorough, in-depth	TOTAL
<b>Learning Outcome A: Use investigation and experimentation processes in art and design practice</b>						
<b>1</b>	0 marks	1-3 marks	4-6 marks	7-9 marks	10-12 marks	
	No rewardable material	Limited application of investigation methods using superficially relevant primary and secondary sources. Practical responses to the work of others, showing basic understanding of how they communicate visually.	Adequate application of sufficient investigation methods using some relevant primary and secondary sources. Practical responses to the work of others, showing adequate understanding of how they communicate visually.	Competent application of appropriate investigation methods using mostly relevant primary and secondary sources. Practical responses to the work of others, showing clear understanding of how they communicate visually.	Confident application of a range of effective investigation methods using focussed and pertinent primary and secondary sources. Practical responses to the work of others, showing in-depth understanding of how they communicate visually.	
MARK			5			
<b>2</b>	0 marks	1-3 marks	4-6 marks	7-9 marks	10-12 marks	
	No rewardable material	Limited use of practical experimentation showing a tentative awareness of how art and design, materials, techniques, and processes can be used to communicate.	Adequate use of practical experimentation showing some awareness of how art and design, materials, techniques, and processes can be used to communicate.	Competent use of practical experimentation showing a clear awareness of how art and design, materials, techniques, and processes can be used to communicate.	Effective use of practical experimentation showing a thorough awareness of how art and design, materials, techniques, and processes can be used to communicate.	
MARK			4			
<b>Learning Outcome B: Generate and communicate art and design ideas</b>						
<b>3</b>	0 marks	1-3 marks	4-6 marks	7-9 marks	10-12 marks	
	No rewardable material	Limited generation, recording and communication of ideas that are superficially informed by investigation, showing basic exploration of limited creative opportunities in relation to the brief.	Adequate generation, recording and communication of ideas that are partially informed by investigation, showing sufficient exploration of some creative opportunities in relation to the brief.	Competent generation, recording and communication of ideas that are mostly informed by investigation, showing clear exploration of a range of creative opportunities in relation to the brief.	Confident generation, recording and communication of ideas and intentions that are thoroughly informed by investigation, showing in-depth exploration of a broad range of creative opportunities in relation to the brief.	
MARK			4			
<b>Learning Outcome C: Develop practical skills through application and review</b>						
<b>4</b>	0 marks	1-3 marks	4-6 marks	7-9 marks	10-12 marks	
	No rewardable material	Selection of materials, techniques and processes shows limited consideration and has superficial relevance to creative intentions.	Adequate and partially informed selection of materials, techniques, and processes that have some relevance to creative intentions.	Appropriate and clearly informed selection of materials, techniques and processes that are mostly relevant to creative intentions.	Effective and thoroughly informed selection of materials, techniques and processes that are pertinent to creative intentions.	
MARK			5			
<b>5</b>	0 marks	1-3 marks	4-6 marks	7-9 marks	10-12 marks	
	No rewardable material	Basic practical skill in applying and manipulating materials, techniques and processes shown through outcomes.	Adequate practical skill in applying and manipulating materials, techniques and processes shown through outcomes.	Competent practical skill in applying and manipulating materials, techniques and processes shown through outcomes.	Confident practical skill in applying and manipulating materials, techniques and processes shown through outcomes.	
MARK			3			
<b>6</b>	0 marks	1-3 marks	4-6 marks	7-9 marks	10-12 marks	
	No rewardable material	Basic application of development and review processes leading to limited refinement of work and achievement of intentions in response to the brief.	Adequate application of development and review processes leading to sufficient refinement of work and achievement of intentions in response to the brief.	Competent application of development and review processes leading to clear refinement of work and achievement of intentions in response to the brief.	Thorough application of development and review processes leading to effective refinement of work and achievement of intentions in response to the brief.	
MARK			3			
<b>Learning Outcome D: Record and communicate skills development</b>						
<b>7</b>	0 marks	1-3 marks	4-6 marks	7-9 marks	10-12 marks	
	No rewardable material	Presentation is inconsistent, showing limited consideration of how to communicate the strengths and qualities of their work.	Presentation is partially coherent, showing sufficient consideration of how to communicate the strengths and qualities of their work.	Presentation is coherent, showing clear consideration of how to communicate the strengths and qualities of their work.	Presentation is cohesive and effective, showing in-depth consideration of how to enhance the strengths and qualities of their work.	
MARK			5			

**Total Mark = 29**

Jeffrey Patrick Kinney born February 19, 1974, is an American author and cartoonist, best known for the children's book series *Diary of a Wimpy Kid*. He was born and raised in Fort Washington, Maryland. Kinney attended Potomac Landing Elementary School and later Bishop AcNamara High School, where he graduated in 1989.

His books make people laugh and are a popular choice to read as they are not too difficult and exciting he started the project of diary of a wimpy kid back in 1998 and just 11 years later released his first book since then he has made 16 other books about the main character Greg Heffley who we see in the first book is a young boy trying to be popular in his middle school.

# Jeff Kinney



In his books we can see all the drawings are black and white and no colours are used other than for the front and back cover. He's sold over 58 million copies of the diary of a wimpy kid collection, and they are suitable for all ages over 7.

# BUTCHER



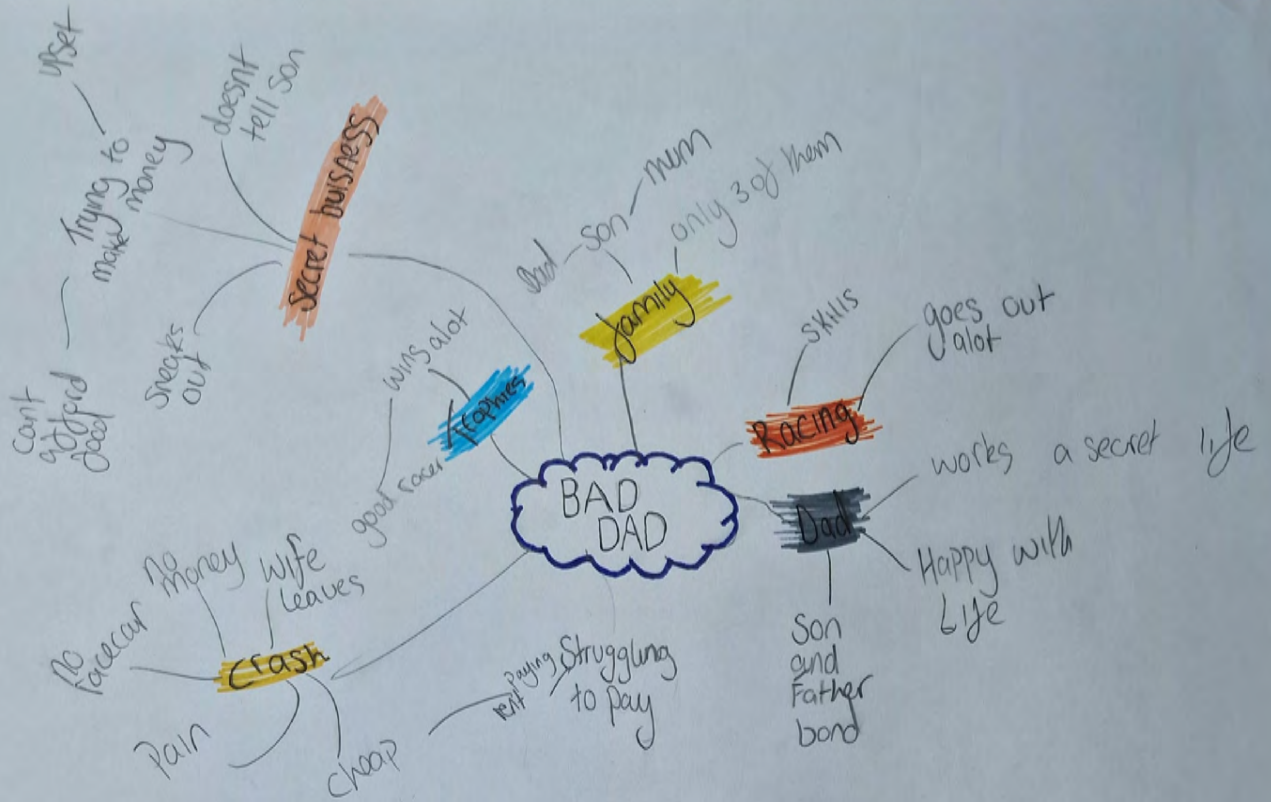
# BILLY

Butcher Billy is a Brazilian artist and graphic designer known for his art pieces and illustration series based on the contemporary pop art movement. He was born 14 March 1978 (age 44 years) in Brazil.



His use of colours are quite bold and flat and there isn't a wide range of tone. From the 2 pictures we don't see any shading other than in the left picture for the lines. This technique makes parts of the artwork stand out a lot more, if we look closer into it though we can see there is absolutely no texture.







WONKA  
BAR

NARRATIVE  
IDEAS

BAD DAD



This is a drawing of Mrs Trunchbull from Matilda. It was a difficult drawing because she has lots of lines on her face.



This is a drawing of Dracula. It was drawn as a idea for my boob choice.



They plan to race we won



luxury cars



The hero



The police car that chose him



The gold digger mmm



When they were poor

The car but I drew it not crashed



The rich house

\* different angles to show the car is getting speed as it drives into view \*



different types of money to help give me designs and ideas for my final piece.





meant to be based on the young lad

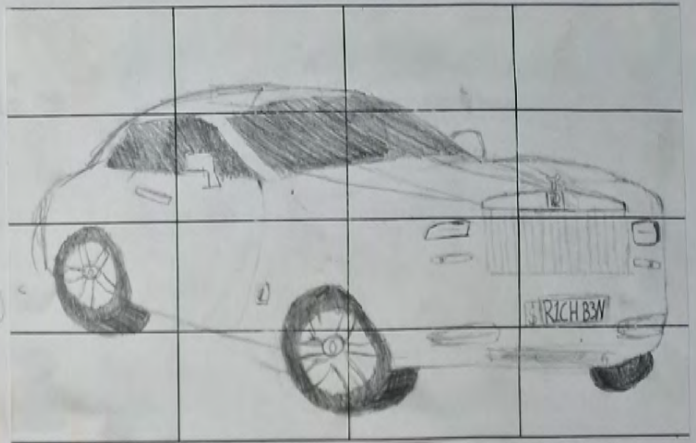
This is a drawing of him I did it with pencil but I struggled

This picture is based on when they became poor and the wife left because of the crash

HOMELESS AND HUNGRY




This is Billy



This was a technical piece of artwork

This is one of the Easter Peccos I drew and it represents the sunglasses that the body guards wear.




This car is to show the dad's racing car he won a lot and the car was also used as a getaway car.

I used water colours and a light pencil shade to colour the car I could have improved the wheels.



I made this money bag using water coloured pencils. I went around the drawing in fine liner to make it stand out more. I coloured larger lines to add detail to the bag.

I wish I could've done more shading to add a 3D texture to it




I did this drawing because it represents the money they stole.



# Clay work

I started by shaping the clay into a money bag this was to represent part of the money they stole




after I shaped it out I pushed a hole into the bottom so it would dry out then I added small lines to add the effect of textured fabric this would give the bag a more realistic look.



These were some of my ideas for my final piece I decided not to colour them in due to it being a starting idea.




This is going to be a picture of a mini cooper in the background there will be money and bricks



different style of money



using different paints



different car directions

the trophies he won



I used alcohol pens for the colour



I drew this drawing with pencil it had a nice outline but the painting was harder as it is such a small picture in using the colours of butcher's bill as they are bold and colourful



tried acrylic pens for this drawing





## EVALUATION

The Book I have chosen is Bad Dad by David Williams. The reason I have chosen this book is because I read it as a child and it was action packed and thrilling. My work shows the mini cooper on the front cover of the book. I used this car because it is a main part of the book. With it being the race car and the getaway car. I decided to use acrylic paint on a canvas this was because the colours are bold and colourful this gave it a unique look.

I found out painting the money was quite difficult and if I was doing it again I would take more time. This is because they're small and I had to be very slow and patient.

I think the shape of the car and the background was my strongest points because the background was a nice bold and solid colour. I also think the shape of the car was good. I also think because of the strong and bold colours to make the style of Butcher Billy. This will get the attention of the younger ages and they will be even more intrigued to look as there is a variety of colours.

