

GRID	0 marks	Mark Band 1 Basic, Limited, superficial, tentative	Mark Band 2 Adequate, sufficient, some/partial, straightforward	Mark Band 3 Competent, Appropriate, mostly clear	Mark band 4 Confident, effective, thorough, in-depth	TOTAL
	Learning Outcome A: Use investigation and experimentation processes in art and design practice					
1	0 marks	1-3 marks	4-6 marks	7-9 marks	10-12 marks	No rewardable material
		Limited application of investigation methods using superficially relevant primary and secondary sources. Practical responses to the work of others, showing basic understanding of how they communicate visually.	Adequate application of sufficient investigation methods using some relevant primary and secondary sources. Practical responses to the work of others, showing adequate understanding of how they communicate visually.	Competent application of appropriate investigation methods using mostly relevant primary and secondary sources. Practical responses to the work of others, showing clear understanding of how they communicate visually.	Confident application of a range of effective investigation methods using focussed and pertinent primary and secondary sources. Practical responses to the work of others, showing in-depth understanding of how they communicate visually.	
MARK	1					
2	0 marks	1-3 marks	4-6 marks	7-9 marks	10-12 marks	No rewardable material
	Limited use of practical experimentation showing a tentative awareness of how art and design, materials, techniques, and processes can be used to communicate.	Adequate use of practical experimentation showing some awareness of how art and design, materials, techniques, and processes can be used to communicate.	Competent use of practical experimentation showing a clear awareness of how art and design, materials, techniques, and processes can be used to communicate.	Effective use of practical experimentation showing a thorough awareness of how art and design, materials, techniques, and processes can be used to communicate.		
MARK		2				
Learning Outcome B: Generate and communicate art and design ideas						
3	0 marks	1-3 marks	4-6 marks	7-9 marks	10-12 marks	No rewardable material
	Limited generation, recording and communication of ideas that are superficially informed by investigation, showing basic exploration of limited creative opportunities in relation to the brief.	Adequate generation, recording and communication of ideas that are partially informed by investigation, showing sufficient exploration of some creative opportunities in relation to the brief.	Competent generation, recording and communication of ideas that are mostly informed by investigation, showing clear exploration of a range of creative opportunities in relation to the brief.	Confident generation, recording and communication of ideas and intentions that are thoroughly informed by investigation, showing in-depth exploration of a broad range of creative opportunities in relation to the brief.		
MARK		2				
Learning Outcome C: Develop practical skills through application and review						
4	0 marks	1-3 marks	4-6 marks	7-9 marks	10-12 marks	No rewardable material
	Selection of materials, techniques and processes shows limited consideration and has superficial relevance to creative intentions.	Adequate and partially informed selection of materials, techniques, and processes that have some relevance to creative intentions.	Appropriate and clearly informed selection of materials, techniques and processes that are mostly relevant to creative intentions.	Effective and thoroughly informed selection of materials, techniques and processes that are pertinent to creative intentions.		
MARK	1					
5	0 marks	1-3 marks	4-6 marks	7-9 marks	10-12 marks	No rewardable material
	Basic practical skill in applying and manipulating materials, techniques and processes shown through outcomes.	Adequate practical skill in applying and manipulating materials, techniques and processes shown through outcomes.	Competent practical skill in applying and manipulating materials, techniques and processes shown through outcomes.	Confident practical skill in applying and manipulating materials, techniques and processes shown through outcomes.		
MARK	1					
6	0 marks	1-3 marks	4-6 marks	7-9 marks	10-12 marks	No rewardable material
	Basic application of development and review processes leading to limited refinement of work and achievement of intentions in response to the brief.	Adequate application of development and review processes leading to sufficient refinement of work and achievement of intentions in response to the brief.	Competent application of development and review processes leading to clear refinement of work and achievement of intentions in response to the brief.	Thorough application of development and review processes leading to effective refinement of work and achievement of intentions in response to the brief.		
MARK	1					
Learning Outcome D: Record and communicate skills development						
7	0 marks	1-3 marks	4-6 marks	7-9 marks	10-12 marks	No rewardable material
	Presentation is inconsistent, showing limited consideration of how to communicate the strengths and qualities of their work.	Presentation is partially coherent, showing sufficient consideration of how to communicate the strengths and qualities of their work.	Presentation is coherent, showing clear consideration of how to communicate the strengths and qualities of their work.	Presentation is cohesive and effective, showing in-depth consideration of how to enhance the strengths and qualities of their work.		
MARK		2				

Total Mark = 10

Brief requirements

- Client – The National library service
- A touring Art exhibition with a Narrative theme
- Art that tells a story is Narrative
- Cultural truths and aspirations - I think my theme will cover this



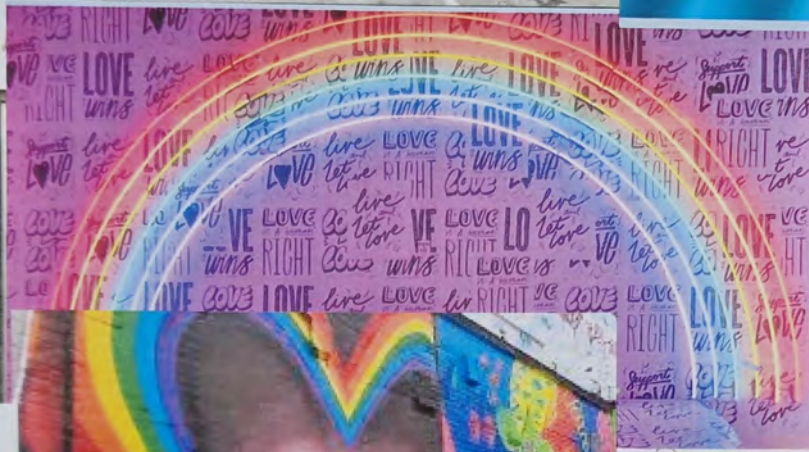


- WE THE PEOPLE -


ARE GREATER THAN FEAR



OBET




TRANSFOBIA IS NOT ENGRAINED.
THE FEAR
AND HATE TOWARDS THE TRANSGENDER COMMUNITY
IS LEARNED
AT HOME
AND AT A YOUNG AGE.
SO WHAT'S RIGHT AND SHOW LOVE AND SUPPORT FOR
THE TRANSCENDER COMMUNITY.
IT MAY BE YOUR LOVED ONE,
JUST TOO SCARED TO COME OUT.
- KAYLIE LOVE





My illustrations




Dress designs made using frottage technique. Different necklines and styles



Students




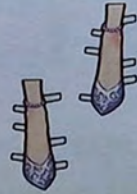
I was originally going to look at protest art for the community but decided on something that would appeal to more groups visiting the library exhibition



Students




파티룩





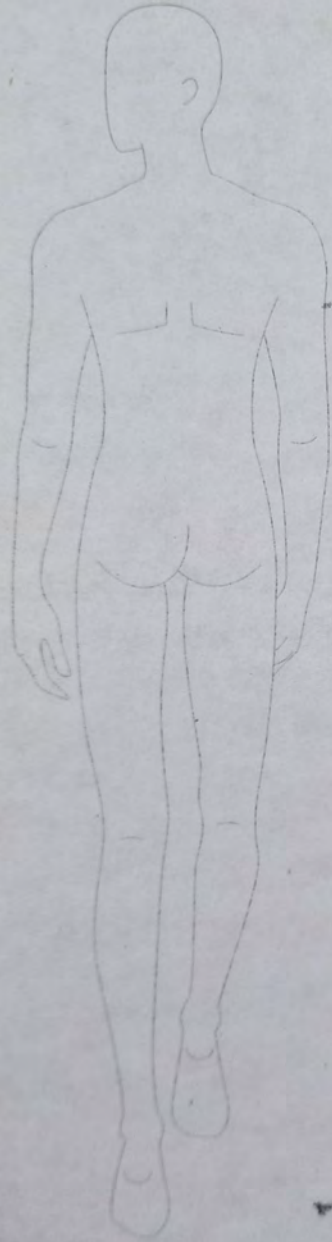
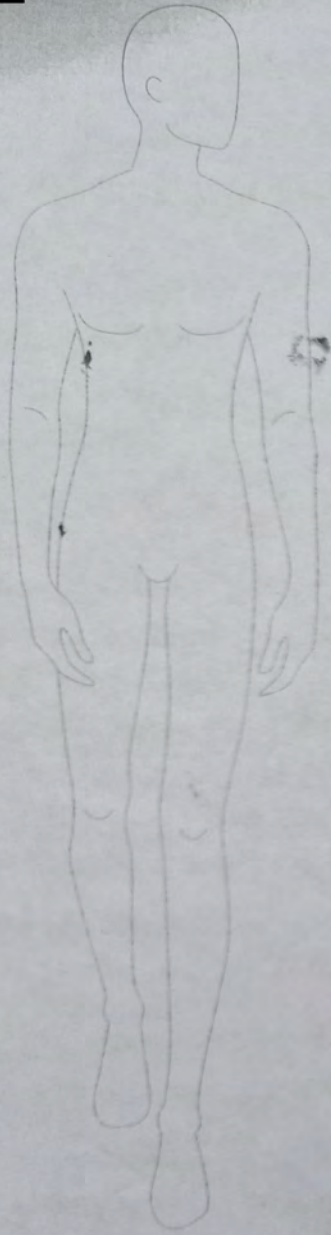
Students


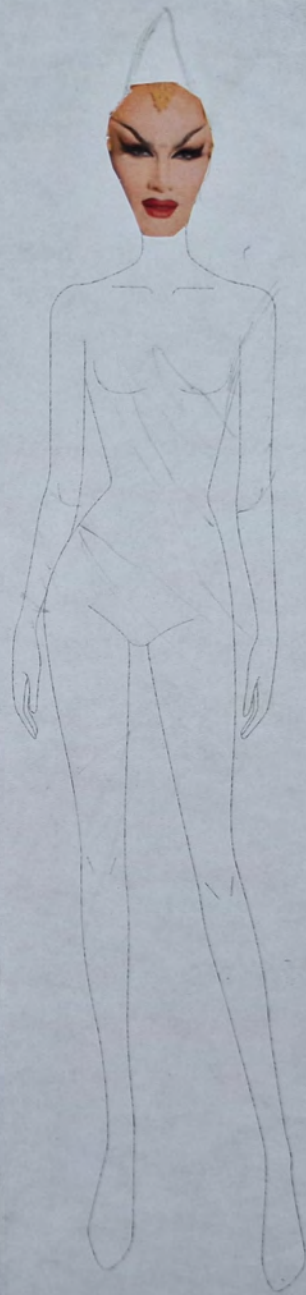
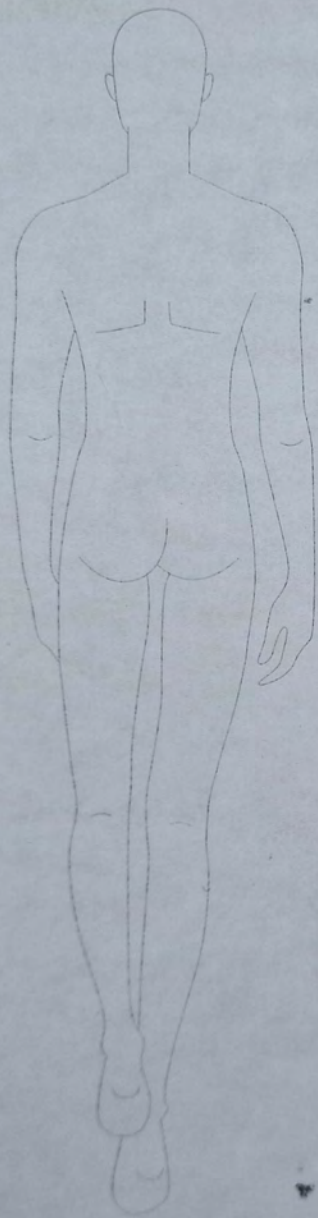
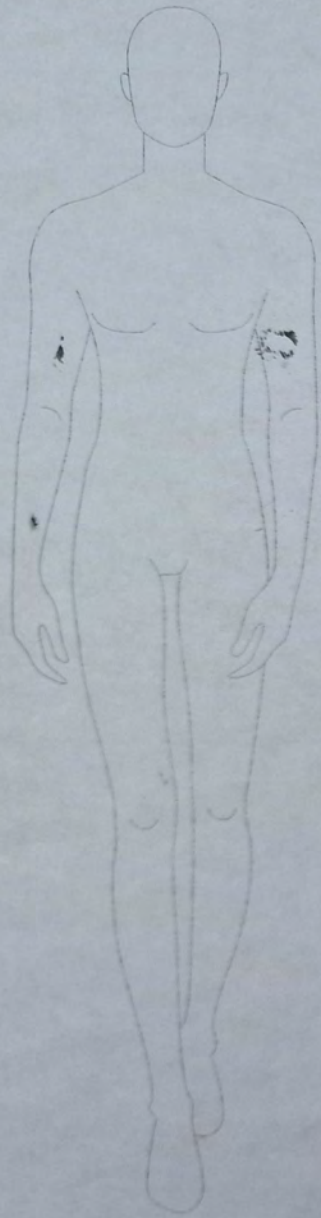
Drag

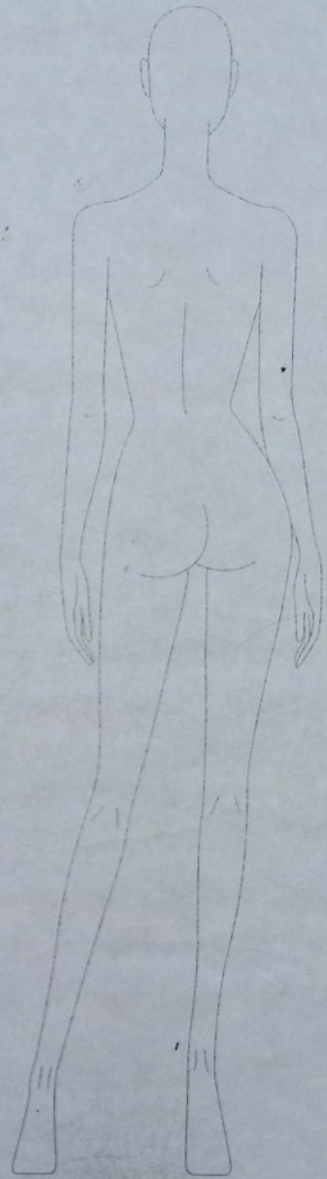
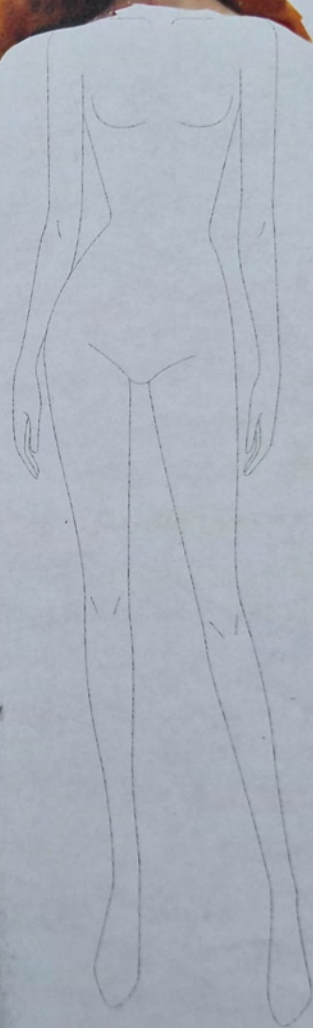
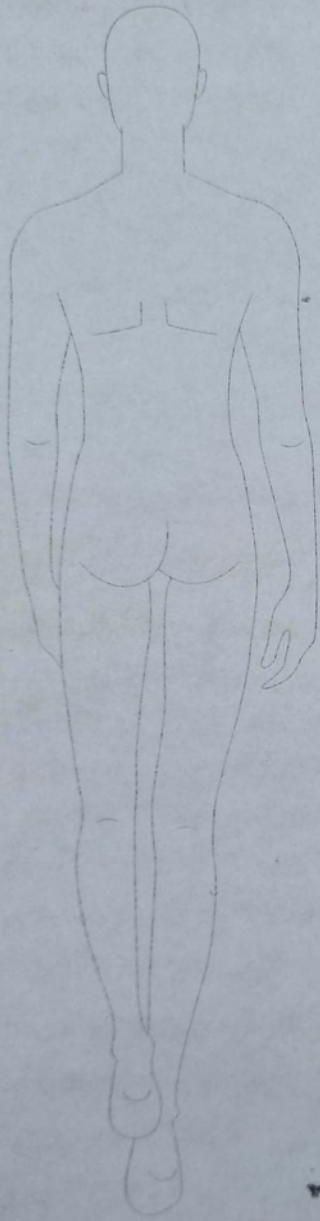
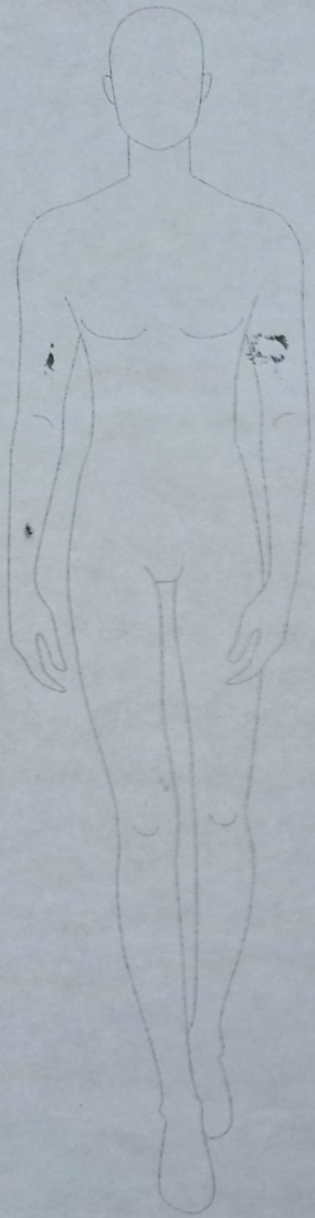
This is a collection of drag artist heads that I could use to go on my pin dolls
These include Ru Paul their program
Drag race has done lots for our
community.


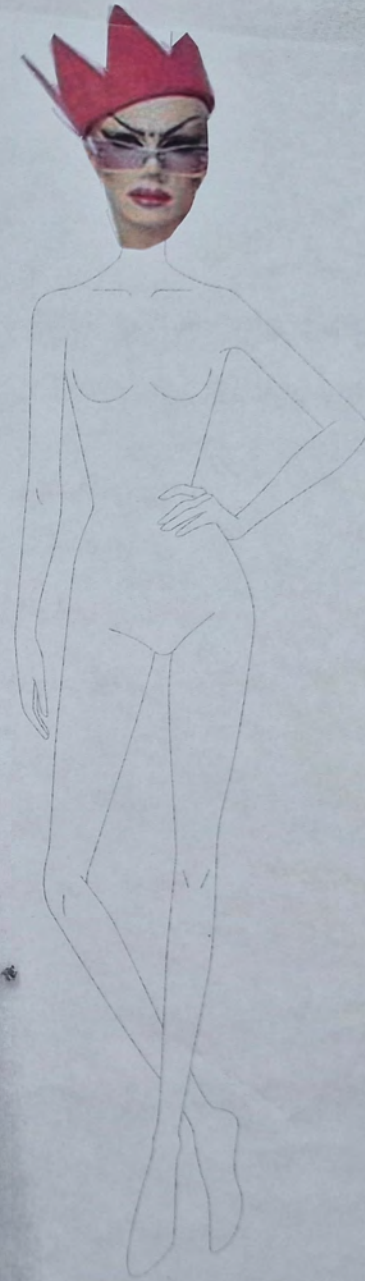

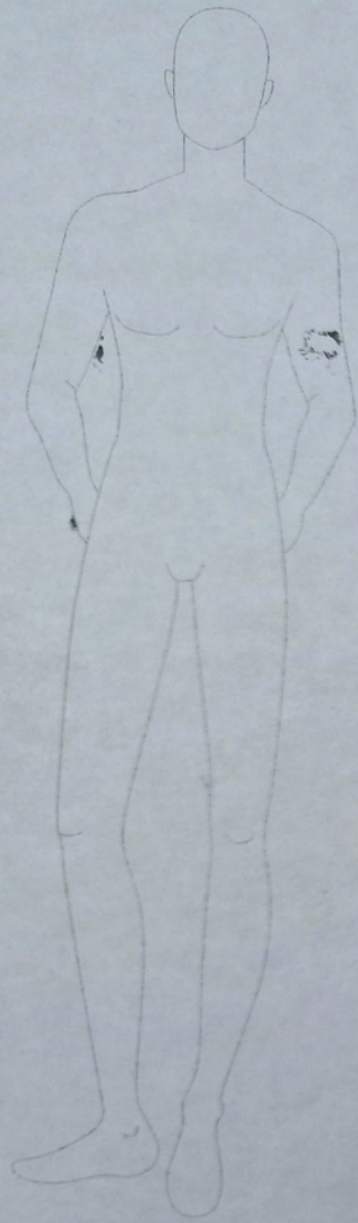



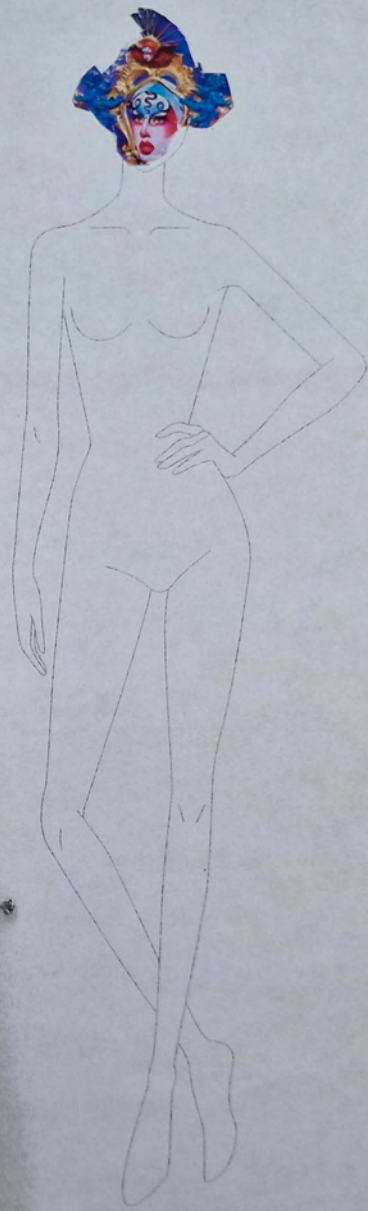
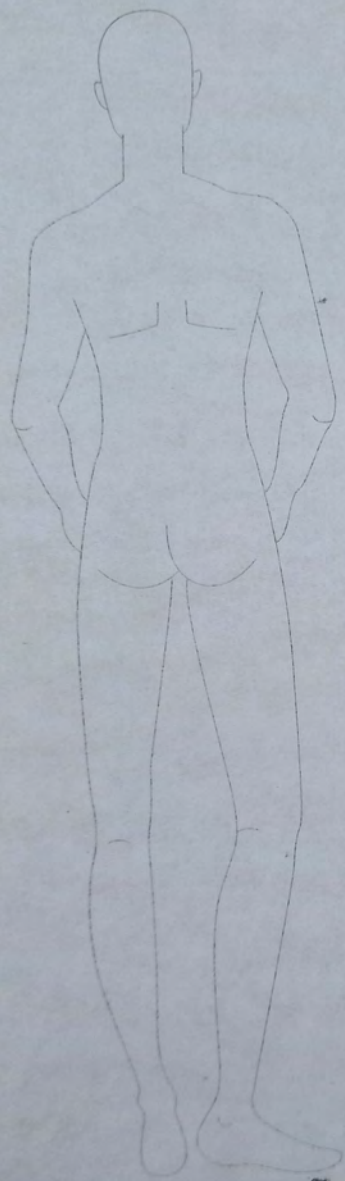

Students



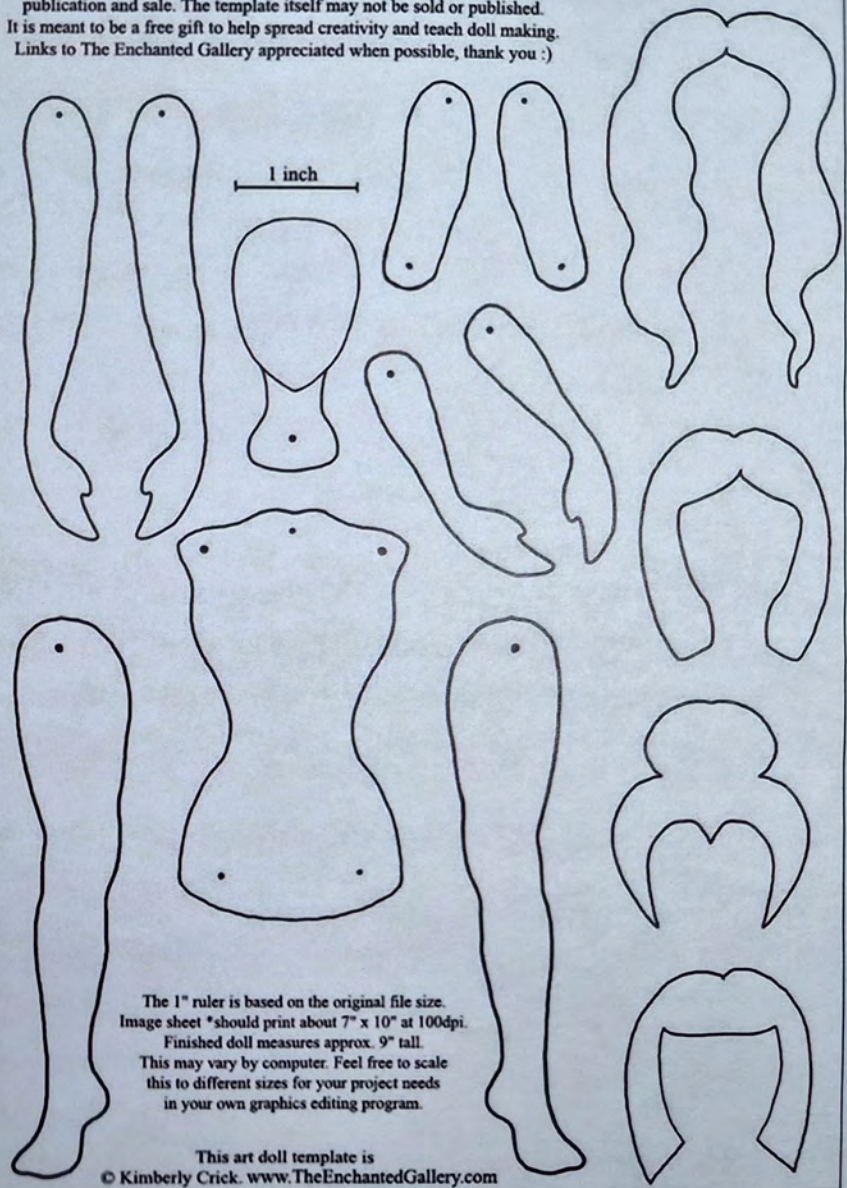










You may use this template to create finished (decorated) art dolls for publication and sale. The template itself may not be sold or published. It is meant to be a free gift to help spread creativity and teach doll making. Links to The Enchanted Gallery appreciated when possible, thank you :)




The 1" ruler is based on the original file size.
Image sheet *should print about 7" x 10" at 100dpi.
Finished doll measures approx. 9" tall.
This may vary by computer. Feel free to scale
this to different sizes for your project needs
in your own graphics editing program.

This art doll template is
© Kimberly Crick. www.TheEnchantedGallery.com




My final outcome development



I made these outfits to be drag clothing about equality and love for the LGBTQ+ community which I am part of. The idea is that they would be made into drag dolls something that would make the community and young feel they are represented.





Mock up of my idea

After I cut out my dresses in card I layered print out of text I created saying love in different fonts. I tore different coloured tissue paper to create the build up of layers and make each dress individual like the community . I am pleased with the way they have turned out and that my idea is sort of 3D. I could also make different dress styles and change them for each exhibition. The drag queen heads could also rotate and be an evolving display. The heart neckline also references the rainbow so associated with or community. I think my idea meet the brief to evoke emotions and show cultural truths about the community.

