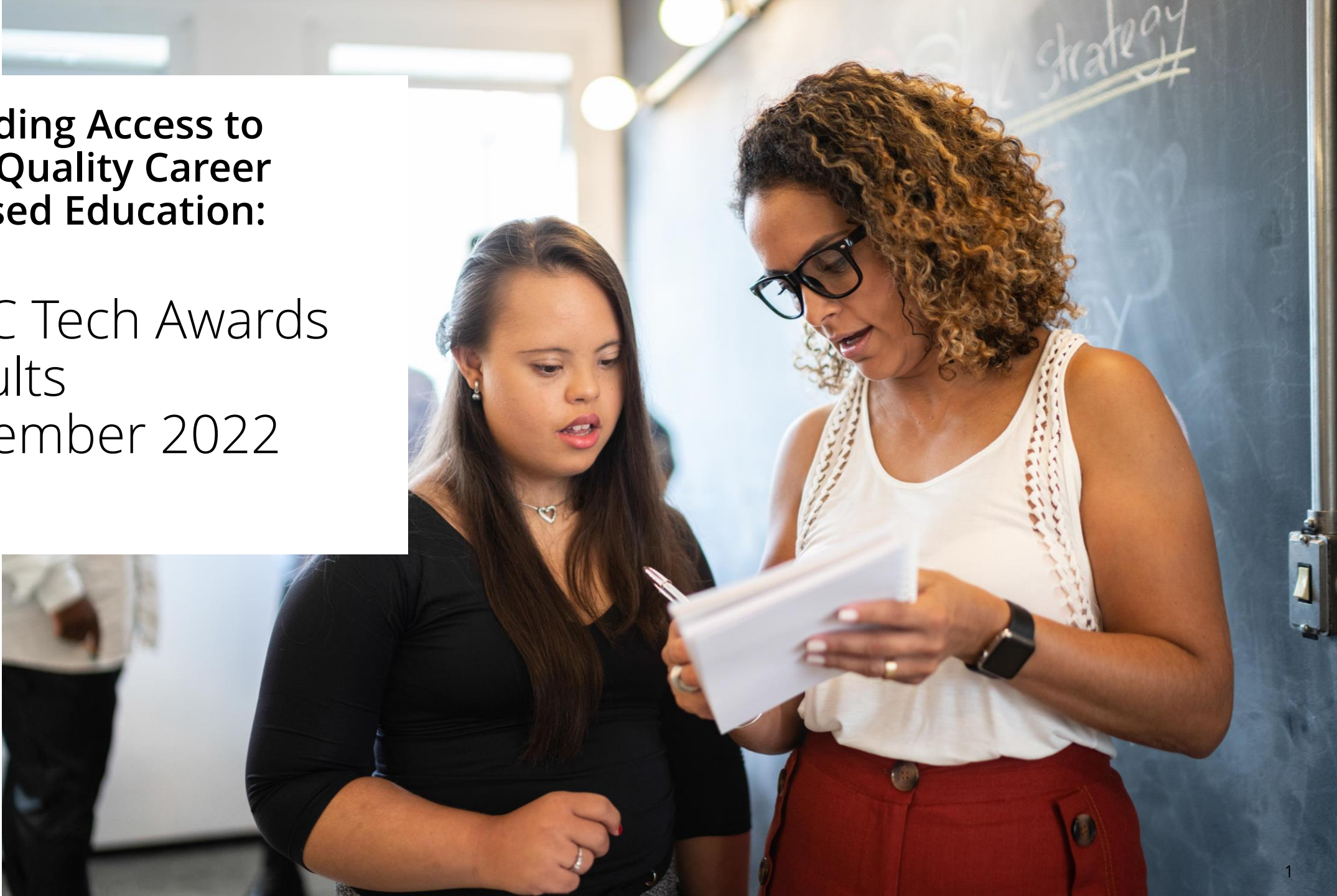


**Providing Access to  
High Quality Career  
Focused Education:**

BTEC Tech Awards  
Results  
November 2022





# Contents

## BTEC Tech Awards Results 2021

Introduction: Understanding Tech Awards

Slides 3 - 8

Learner Completion

Slides 9 - 14

Learner Achievement

Slides 15 - 20



# BTEC L1/2 Tech Award qualifications

BTECs are rigorous, future-focussed, and globally recognised qualifications that equip learners of all ages with the knowledge, skills, behaviours, and confidence to succeed in a modern, skills-based economy. One in five UK working age adults have one or more BTECs, and 6 million learners have achieved a BTEC in the last decade.

The courses are developed hand-in-glove with employers. This approach ensures that not only are the learners set up for a successful transition into the workplace, but they will go into jobs that will help satisfy the UK economy's widening skills gaps.

Included in the class of 2022 are many future healthcare professionals, engineers and construction workers who are so vital to the UK's economy.

There is increasing demand from young people for BTEC courses in UK schools. The combination of traditional academic learning with vocational and transferable skills allows young people to prepare for the possibilities that will be opened to them as the careers of the future evolve.



# Introduction: Understanding the BTEC Tech Awards

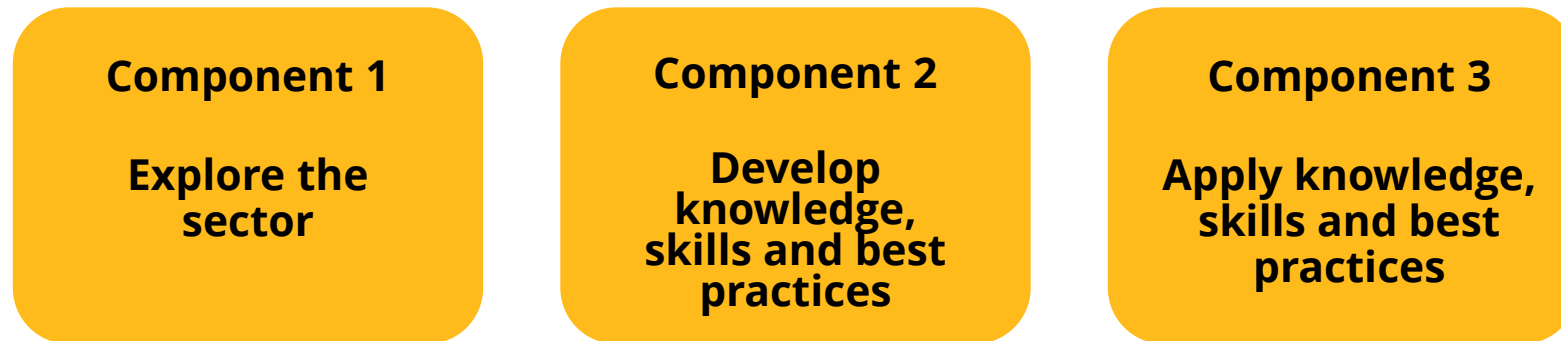
## BTEC Tech Awards

- Level 1 and level 2 qualifications designed for **Key Stage 4** students in schools in England and **Northern Ireland** to study alongside GCSEs.
- They're **the same size as a single GCSE**.
- Their aim: to give students a taste of what a sector is like, and the skills and confidence to take their next steps.
- Designed to meet the DfE's guidance for **Key Stage 4 performance measures** in England to count in the 'Open group' (non-EBacc category) of Progress 8.

# Introduction: Understanding BTEC Tech Awards

BTEC Tech Awards give students the chance to discover their aptitude for a career in a particular sector and develop essential knowledge and skills.

Every BTEC Tech Award has the same three components:



These components build on each other to motivate your students by helping them put what they've learned into practice and grow in confidence.

# Context of the 2021/22 academic year

This academic year in line with the regulatory guidance from Ofqual the aim was to see 2022 as a transition year to reflect that we are still in the pandemic recovery.

BTEC courses have a different structure and design to academic qualifications – BTECs are modular qualifications (with assessments taking place throughout the course) compared to GCSEs and A levels which are linear (assessed and awarded at the same time at the end of the year).

The aim of all awarding bodies has been to ensure fairness for learners by neither advantaging or disadvantaging any one group of students compared to their peers. [Further information can be found here.](#)

As the structure and delivery for BTEC and GCSE/A Levels are different, different mitigations had to be used to reduce the impact of the pandemic. For BTECs the safety nets in place for learners were:

- UTAGs (Unit-level Teacher Assessed Grades) for assessments due to be taken in 2020/21 but could not be completed.
- Streamlined assessment for up to two internal units, depending on size of BTEC qualification taken in 2021/2022.
- Reviewing where grade boundaries are set for BTEC external assessments, after marking was undertaken and in consideration of a variety of factors (including level of demand of the assessments, context in which they were undertaken).
- Special considerations for those who miss external assessments and cannot sit them later, or for those eligible whose exam performance was affected.

As BTECs are modular the journey to certification for learners will be different. For qualifications which have been delivered over two years, typically a learner's qualification grade will be a combination of unit teacher assessed grades (UTAGs) from 2020/21 and actual assessments completed in 2021/22.

When making comparisons to historical years need to be mindful, as the approach to grading and awarding for the past two academic years has been under extraordinary regulatory conditions and there have also been significant changes in the cohort make-up and size,

As in every year, there was an appeals process in place.



# BTEC Tech Awards: Key Headlines

Five subjects have been available since 2018-19, with certifications for six more subjects available since 2019-20.

There has been a decrease in entries across 7 of the 11 qualifications this academic year. The decrease has largely been due to 17 yr old entries returning to more expected volumes having seen a small increase last academic year.

Health & Social Care, Enterprise, Performing Arts and Digital Information Technology are the most popular subjects.

In line with 2022 being a transition, outcomes have seen a slight decrease across all grades from the last academic year.



# Introduction: Understanding BTEC Tech Award Results

## Data definitions

The results publication for the BTEC Tech Awards only reports outcomes for completed qualifications. This is different from the data rules used for the BTEC Firsts, where results are reported based on projected completions. This means these results for the BTEC Tech Awards refer to those people claiming this academic year rather than being dependent on a projected length of course.

**What is a completion?** In these results, a completion refers to qualifications where a learner has been awarded a grade for the qualification, which can include U (unclassified).

**What is a Pass?** – These results also show figures for learners who have passed the qualification (achieved a Pass grade or above). Learners who have completed but not passed are awarded U. To pass, learners must have completed the qualification, passed the externally assessed units and achieved the required number of points on the qualification as a whole.

## Rounding

Numbers in these slides are generally rounded to the nearest multiple of 100. Smaller numbers may be rounded to the nearest 10.

## The 2020-22 academic year


The academic year for the purpose of this results publication is normally from 1 September to 31 August; results are grouped according to the academic year in which they complete the qualification.



2022  
Learner completions

BTEC Tech Awards

BTEC Tech Awards  
specifications for first  
teaching 2017



# BTEC Tech Awards - 140,000 learners completing

BTEC Tech Awards: completion – All 11 subjects

Sector	Completion		Change from previous year
	2020/21	2021/22	
Health And Social Care	47,100	37,900	-20%
Enterprise	39,700	28,500	-28%
Performing Arts	21,200	19,100	-10%
Digital Information Technology	23,800	19,000	-20%
Creative Media Production	12,200	10,800	-11%
Engineering	11,600	8,900	-23%
Sport, Activity And Fitness	6,900	5,700	-17%
Music Practice	2,800	3,100	+11%
Travel And Tourism	2,700	2,700	+0%
Art And Design Practice	2,400	2,600	+8%
Child Development	1,900	2,200	+16%

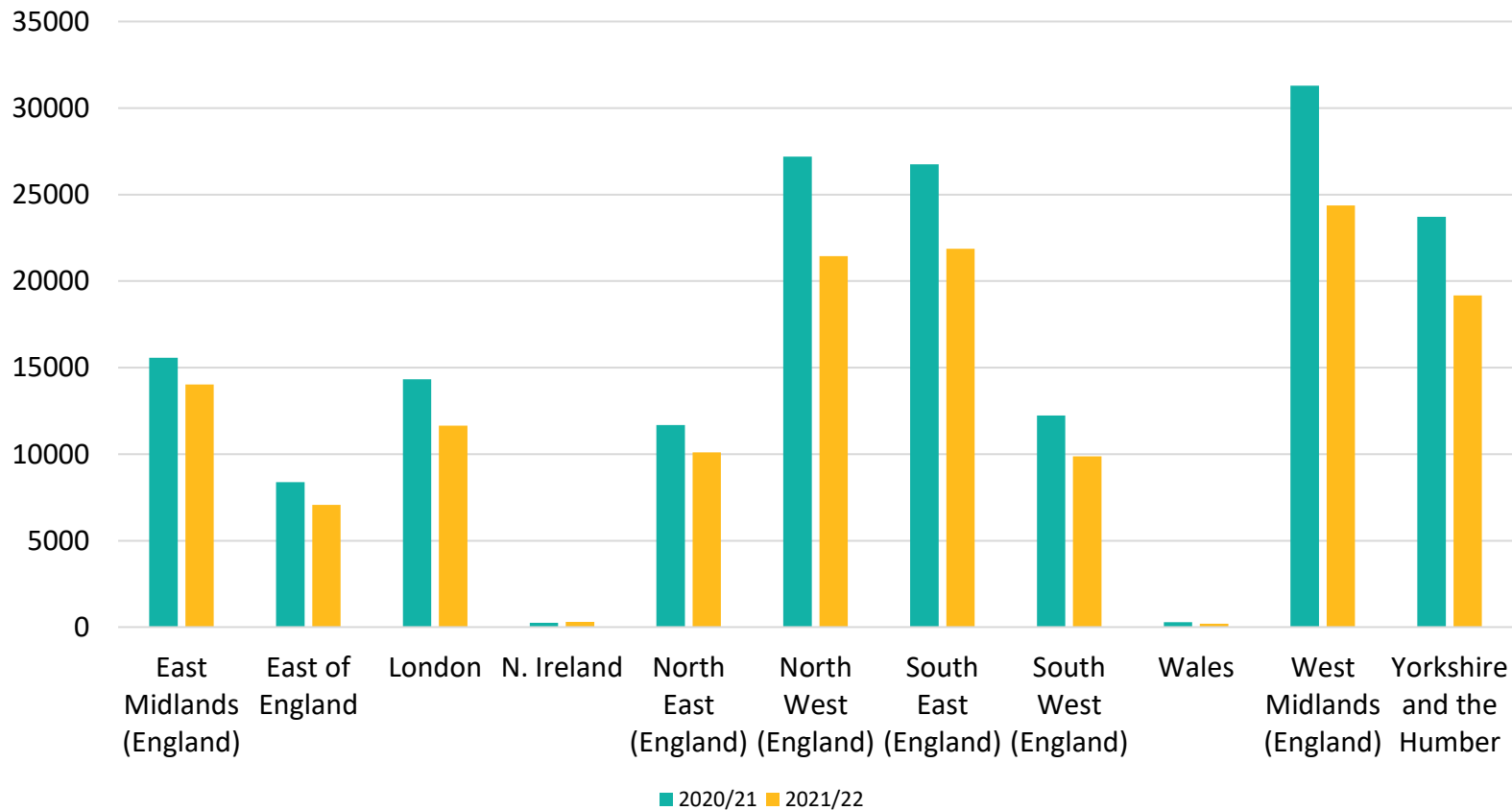
All eleven specifications for the BTEC Tech Awards had certifications in 2020/21 and 2021/22.

The number of completions down in 2021/22 in most Tech Awards subjects compared to the previous year, though Music Practice, Art and Design Practice and Child Development all saw a growth numbers.

# The BTEC Tech Awards appeal to learners nationwide



Completions by region

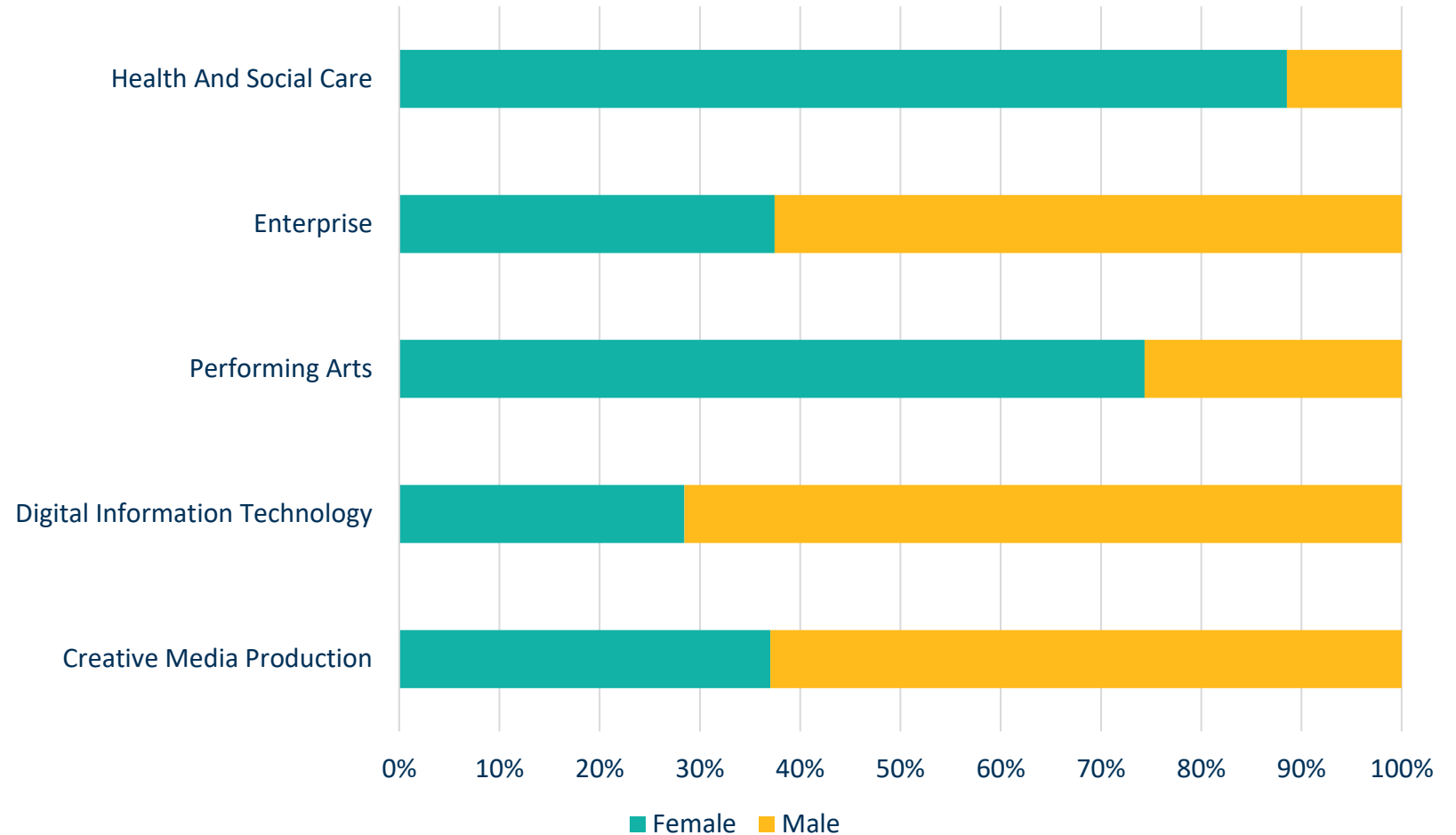


The West Midlands has the highest number of learners completing the Tech Awards, and South East England the next highest in 2021/22.

# Gender differences exist among subject choice

BTEC Tech Awards:  
2021/22 top five sectors  
by volume and gender

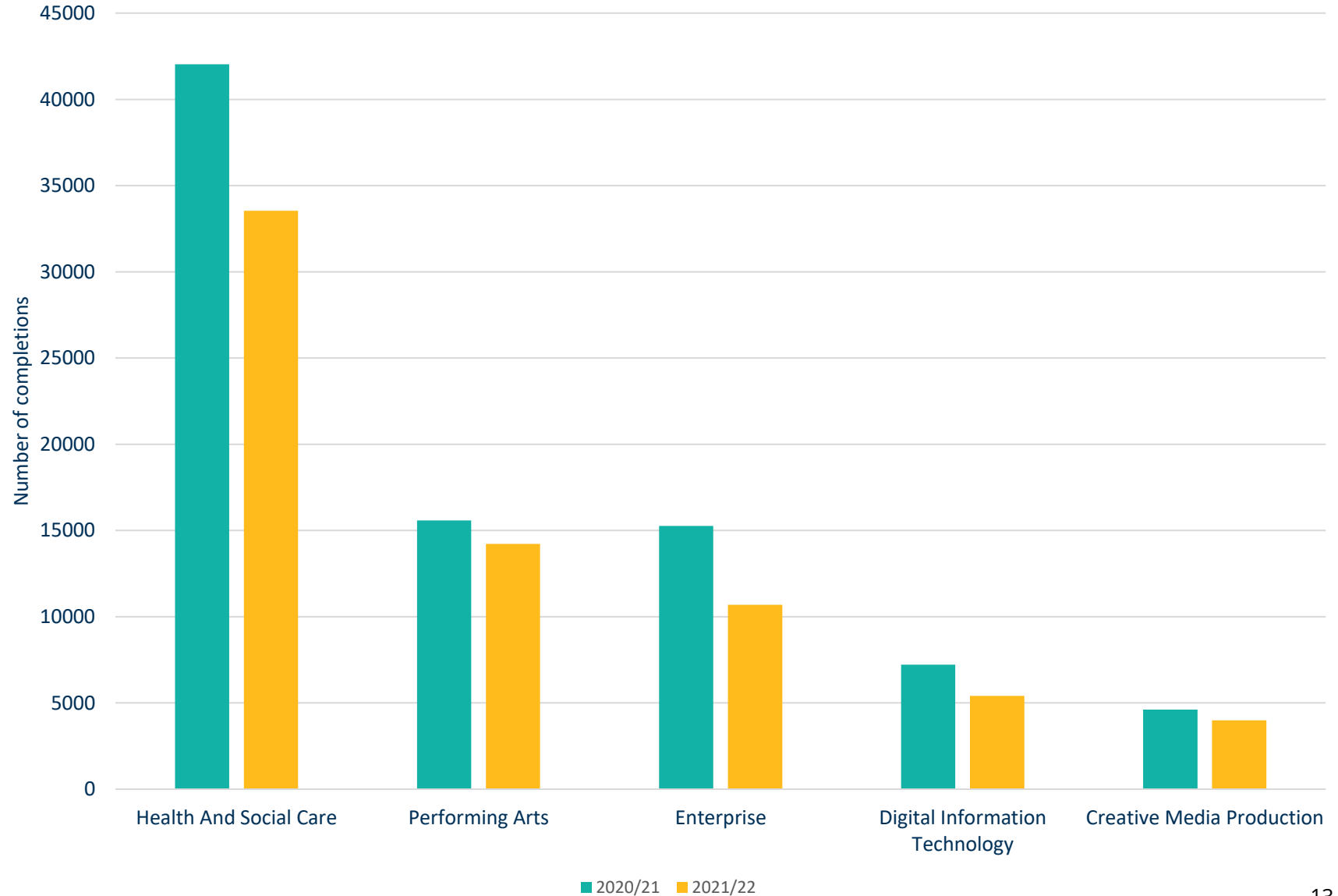
Learners taking Health and Social Care and Performing Arts are more likely to be female, while learners taking Enterprise, Digital Information Technology and Creative Media Production are more likely to be male.



# Gender differences exist among subject choices

BTEC Tech Awards:  
2021/22 top five  
sectors for female  
candidates

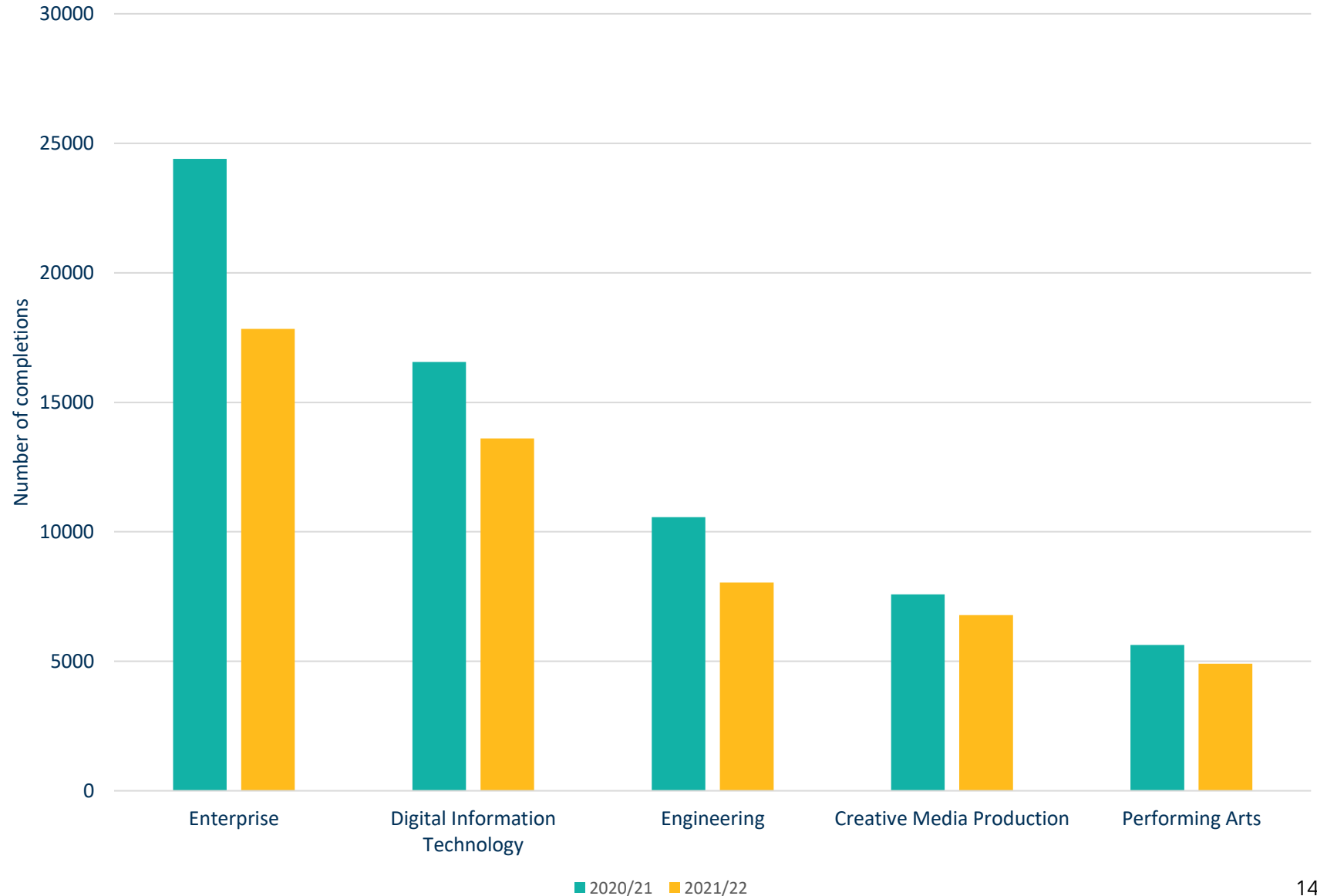
Learners taking Health and Social Care and Performing Arts are more likely to be female, but Enterprise, Digital Information Technology and Creative Media Production are also popular.



# Gender differences exist among subject choices

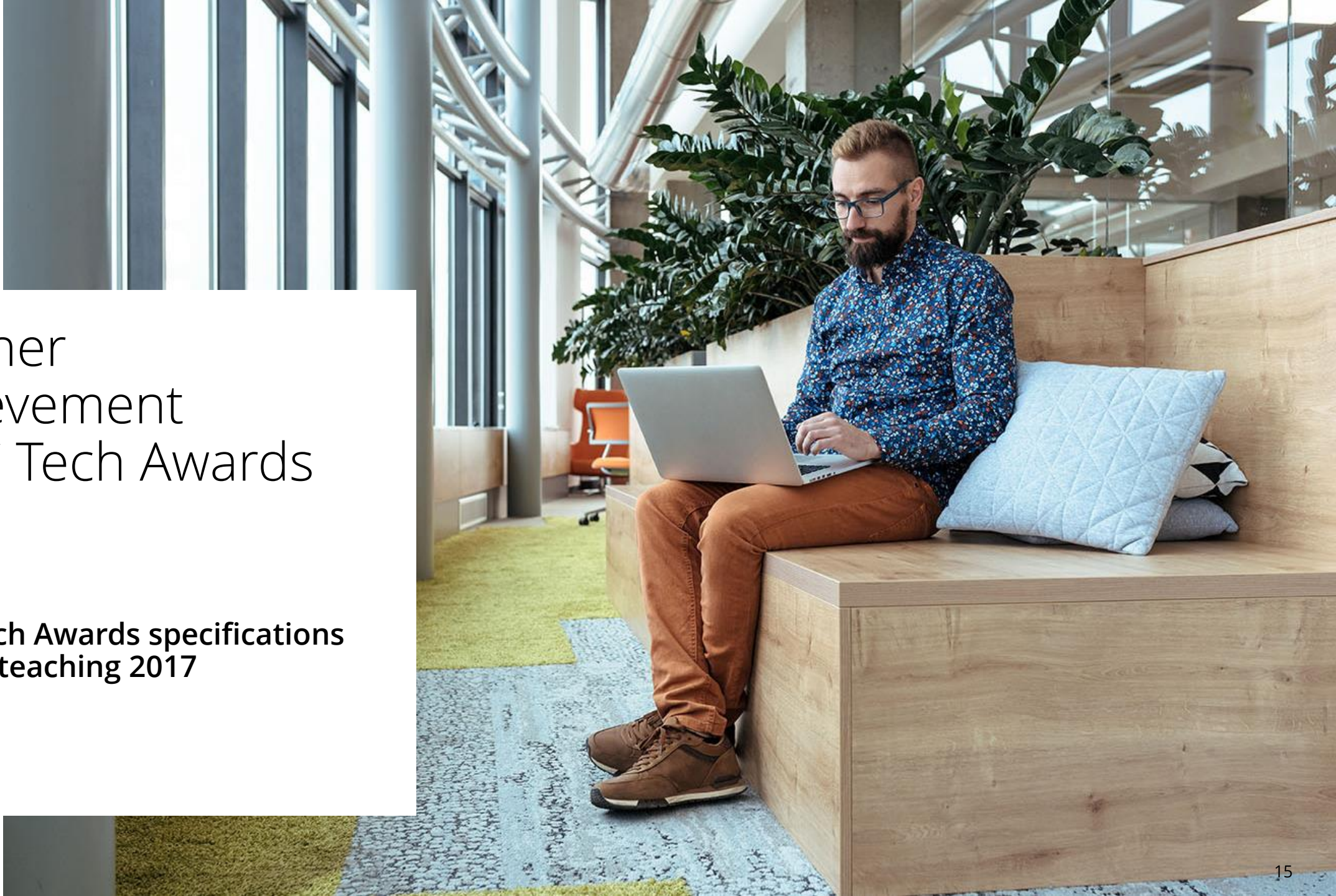
BTEC Tech Awards:  
2021/22 top five sectors by male candidates

Enterprise, Digital Information Technology, Engineering, Creative Media Production and Performing Arts are most popular with male learners.



# Learner achievement BTEC Tech Awards

**BTEC Tech Awards specifications  
for first teaching 2017**



# BTEC Tech Awards grades explained

Qualification Grade	Grade name
L2D*	Level 2 Distinction Star
L2D	Level 2 Distinction
L2M	Level 2 Merit
L2P	Level 2 Pass
L1D	Level 1 Distinction
L1M	Level 1 Merit
L1P	Level 1 Pass
U	Unclassified

## BTEC Tech Awards achievement: grades explained

Learners who pass the BTEC Tech Awards are awarded grades using the range from Level 1 Pass (L1P), the lowest qualifying grade, up to Level 2 Distinction Star (L2D\*), the highest.

Learners who have not met the standard for a Level 1 Pass are graded U (Unclassified).

NB a reminder that learners must achieve all components at Level 1 Pass or above in order to be awarded a qualification



# BTEC Tech Awards Results 2022 - achievement across the suite

BTEC Tech Awards achievement: grade distribution overview

The table below shows the percentage of learners on each grade for 2020/21 and 2021/22.

Year	Completions	L2D*	L2D	L2M	L2P	L1D	L1M	L1P	U
2020/21	172,400	10.8%	17.6%	24.3%	32.5%	6.9%	4.7%	3.1%	0.1%
2021/22	140,500	7.4%	17.9%	19.0%	37.0%	10.4%	4.4%	1.6%	2.3%

Grades at pass and above for these qualification suite are awarded as a single grade which also indicates whether the grade is at Level 1 or Level 2, e.g. L1D.

*The awarding of grades last academic year was completed under extraordinary conditions in place during that time. This academic year the aim was to see it as a transition year, therefore comparisons to historical years should be viewed with caution.*

# BTEC Tech Awards Results 2022 - achievement across the suite by gender

BTEC Tech Awards achievement: grade distribution overview by gender

The table below shows the percentage of learners on each grade for 2020/21 and 2021/22, split by gender.

Sector	Gender	Learners in the gender cohort	Gender cohort as a percentage of annual cohort	Percentage of gender cohort with each outcome							
				L2D*	L2D	L2M	L2P	L1D	L1M	L1P	U
2020/21	Female	93,900	54.5%	14.2%	20.6%	25.1%	28.9%	5.6%	3.4%	2.1%	0.1%
	Male	78,500	45.5%	6.7%	13.9%	23.2%	36.9%	8.5%	6.2%	4.4%	0.2%
2021/22	Female	76,900	54.7%	9.4%	21.6%	20.2%	34.6%	8.2%	3.2%	1.1%	1.8%
	Male	63,600	45.3%	5.0%	13.5%	17.6%	39.8%	13.0%	5.8%	2.3%	2.9%

Grades at pass and above for these qualification suite are awarded as a single grade which also indicates whether the grade is at Level 1 or Level 2, e.g. L1D.

*The awarding of grades last academic year was completed under extraordinary conditions in place during that time. This academic year the aim was to see it as a transition year, therefore comparisons to historical years should be viewed with caution.*

# BTEC Tech Awards Results 2022 for each subject

BTEC Tech Awards achievement: grade distribution overview

This table shows the percentage of learners who have achieved each grade.

Sector	Completions	L2D*	L2D	L2M	L2P	L1D	L1M	L1P	U
Health And Social Care	37,900	9.1%	19.7%	18.5%	35.9%	9.3%	4.2%	1.4%	1.7%
Enterprise	28,500	7.9%	18.1%	19.6%	35.8%	10.1%	4.5%	1.7%	2.3%
Digital Information Technology	19,100	6.5%	22.4%	22.0%	37.4%	7.2%	2.4%	0.7%	1.3%
Performing Arts	19,000	6.2%	14.4%	17.0%	36.9%	13.4%	6.0%	2.4%	3.7%
Creative Media Production	10,800	8.3%	14.6%	19.6%	40.4%	9.9%	3.6%	1.3%	2.3%
Engineering	8,900	4.5%	17.7%	19.9%	38.7%	11.2%	4.1%	1.6%	2.2%
Sport, Activity And Fitness	5,700	7.8%	15.5%	18.5%	35.2%	12.9%	5.7%	1.9%	2.4%
Music Practice	3,100	4.6%	15.5%	17.4%	42.8%	11.5%	5.0%	1.7%	1.5%
Travel And Tourism	2,700	3.5%	10.8%	15.0%	38.3%	15.3%	9.5%	3.5%	4.1%
Art And Design Practice	2,600	5.8%	13.3%	15.6%	38.1%	14.1%	5.8%	2.9%	4.4%
Child Development	2,200	4.6%	17.4%	17.2%	36.8%	13.0%	5.1%	2.2%	3.8%

The volume of learners varies across sectors and outcomes also vary across sectors. As with GCSEs, results are not expected to look similar across different subject areas.

# BTEC Tech Awards Results 2022 by gender

BTEC Tech Awards achievement: grade distribution overview by gender for the five most popular subjects.

This table shows the percentage of learners who have achieved each grade.

Sector	Gender	Learners in the gender cohort	Gender cohort as a percentage of annual cohort	Percentage of gender cohort with each outcome							
				L2D*	L2D	L2M	L2P	L1D	L1M	L1P	U
Health And Social Care	Female	33,500	88.6%	9.9%	21.0%	19.2%	35.4%	8.3%	3.6%	1.1%	1.5%
	Male	4,300	11.4%	3.1%	10.2%	13.2%	39.8%	17.4%	8.8%	4.0%	3.5%
Enterprise	Female	10,700	37.5%	10.8%	22.5%	21.0%	32.1%	7.8%	3.0%	0.9%	1.9%
	Male	17,800	62.5%	6.1%	15.5%	18.8%	38.0%	11.5%	5.3%	2.3%	2.6%
Performing Arts	Female	14,200	74.3%	7.5%	25.1%	22.5%	35.2%	6.1%	1.7%	0.5%	1.2%
	Male	4,900	25.7%	3.7%	14.6%	20.3%	43.8%	10.4%	4.4%	1.3%	1.7%
Digital Information Technology	Female	5,400	28.4%	8.5%	19.6%	19.5%	32.0%	11.0%	4.6%	1.8%	2.9%
	Male	13,600	71.6%	5.3%	12.4%	16.0%	38.9%	14.3%	6.5%	2.6%	3.9%
Creative Media Production	Female	4,000	37.0%	12.7%	21.0%	22.1%	33.5%	6.5%	2.0%	0.7%	1.5%
	Male	6,800	63.0%	5.7%	10.8%	18.1%	44.4%	12.0%	4.6%	1.7%	2.8%

The volume of learners varies across sectors and outcomes also vary across sectors. As with GCSEs, results are not expected to look similar across different subject areas.



Pearson