


In partnership with



edexcel 
advancing learning, changing lives

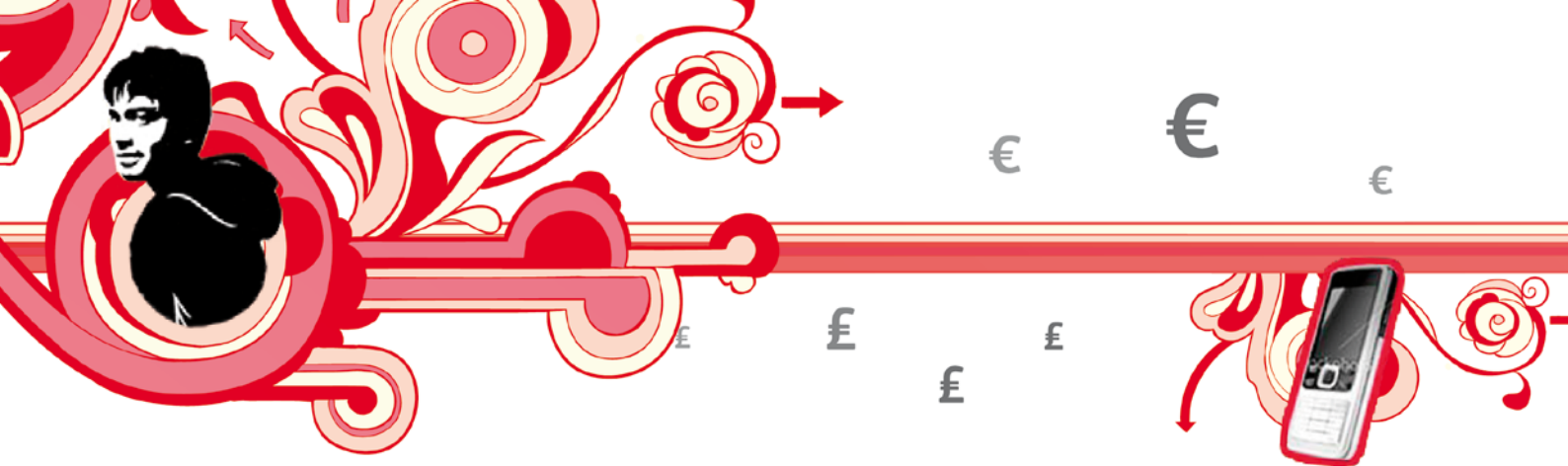
Money & Finance Skills



Student Log Book Level 1

Option Unit 6

Issue 2



Unit 6 - Running an Enterprise Activity

6.1 Running an activity

In this unit, you need to actually do an activity that involves making something to sell or raises money for something. Read Nationwide Education Fact sheet – *Business Enterprise* (FA6) and complete the activities below.

If you need some ideas for types of enterprises, the www.mysmallbiz.com website may get you thinking of profit-oriented activities or see www.raisingmoneyforcharity.org.uk for fundraising ones.

Use the blank pages at the end of this unit if you run out of space.

6.1.1 Activity 1

- a) Choose an enterprise activity. This may be an individual or group enterprise and if you completed Money and Finance Skills - Unit 5 'Planning an Enterprise Activity', you could use that product or service idea.

Name of enterprise activity:	
------------------------------	--

- b) You are going to take part in a 'Dragons' Den' style exercise to explain to your tutor and members of the group why your chosen activity will be successful. Prepare three reasons to describe why it will succeed. Rehearse, explaining what you are going to do and why it will be successful, and think about questions they may ask you. (AC 1.1)

Name of enterprise activity:	
What it is	
Why will it succeed	
1.	
2.	
3.	
Questions they may ask	

6.1.2 Activity 2

Now you need to sell your chosen product or service. (AC 2.1)

Your tutor will observe you or arrange for another teacher to visit eg if it's at a school fair. Photographs or video footage of your products and you selling them can be used as evidence. You will need to pass your Log Book to your tutor, who will record your performance using the Enterprise Activity Record chart below.

Enterprise Activity Record			
Name of student:			
Task	Yes	No	Comments
Product or service prepared			
Promotional materials produced and displayed			
Enterprise activity set up			
Prices displayed			
Sales and communication skills shown			
Organisational skills shown			
Signature of tutor:			
Date:			

6.1.3 Activity 3

a) Complete the chart below once you have finished your enterprise activity. (AC 3.1)

Total costs of producing and promoting items	Charge per item / service	Number of items sold	Revenue (charge per item x number of items sold)
£	£		£

b) Now calculate the profit or loss you made from your enterprise activity.

	Total
Revenue (cost per item x number of items sold)	
Total costs of producing and promoting items	
Profit or Loss (revenue minus total costs set up)	


c) Do you consider your enterprise to be a success or failure?

Describe two reasons why you think it succeeded or failed:

1.	
2.	

What would you do differently next time?

Use this page to continue your assignment. Please include the number of the question or activity you are answering.



Use this page to continue your assignment. Please include the number of the question or activity you are answering.

