



Pearson LCCI Level 3 Award in Text Production (VRQ) (ASE20079)

Specification

First teaching from January 2011

Issue 2

Edexcel, BTEC and LCCI qualifications

Edexcel, BTEC and LCCI qualifications are awarded by Pearson, the UK's largest awarding body offering academic and vocational qualifications that are globally recognised and benchmarked. For further information, please visit our qualifications website at qualifications.pearson.com. Alternatively, you can get in touch with us using the details on our contact us page at qualifications.pearson.com/contactus

About Pearson

Pearson is the world's leading learning company, with 35,000 employees in more than 70 countries working to help people of all ages to make measurable progress in their lives through learning. We put the learner at the centre of everything we do, because wherever learning flourishes, so do people. Find out more about how we can help you and your learners at qualifications.pearson.com

This specification is Issue 2. We will inform centres of any changes to this issue. The latest issue can be found on the Pearson website: qualifications.pearson.com

References to third party material made in this specification are made in good faith. Pearson does not endorse, approve or accept responsibility for the content of materials, which may be subject to change, or any opinions expressed therein. (Material may include textbooks, journals, magazines and other publications and websites.)

All information in this specification is correct at time of publication.

ISBN 978 1 446 93314 5

All the material in this publication is copyright
© Pearson Education Limited 2017

Introduction

LCCI qualifications

LCCI qualifications are widely regarded by employers to prepare students for the key functions of modern international business. The qualifications are recognised worldwide by employers, universities and professional bodies.

Pearson LCCI offers a wider range of qualifications, which are available at Levels 1 to 4 across the following subject areas:

- English Language
- Marketing and Customer Service
- Business, Administration and IT
- Financial and Quantitative.

This specification is part of the Business, Administration and IT suite of LCCI qualifications.

Please refer to the Pearson qualification website for details of other qualifications in the suite.

Purpose of the specification

This specification sets out:

- the objectives of the qualification
- any other qualification(s) that a student must have completed before taking the qualification
- any prior knowledge and skills that a student is required to have before taking the qualification
- any other requirements that a student must have satisfied before they will be assessed or before the qualification will be awarded
- the knowledge, understanding and skills that will be assessed as part of the qualification
- the method of assessment and any associated requirements relating to it
- the criteria against which a student's level of attainment will be measured (such as assessment criteria).

Qualification aims

- The aims of the Pearson LCCI Level 3 Award in Text Production (VRQ) are to enable students to develop: proficiency in transcribing a range of complex business documents from printed and handwritten copy using a computer or word processor
- competence in producing business documents to a mailable business standard
- competence in using appropriate presentation tools within text production.

This qualification is suitable for students who are working, or are preparing to work in a more autonomous administrative or secretarial role that includes designing and producing a range of business documents.

Students pursuing this qualification should have knowledge and skills equivalent to the Pearson LCCI Level 2 Award in Text Production (VRQ).

This qualification can be taken as a stand-alone qualification or as part of the LCCI Level 3 Private Secretary's Diploma.

Contents

Specification at a glance	1
Knowledge, skills and understanding	5
Content	5
Assessment	9
Assessment summary	9
Aims of assessment	12
Entry and assessment information	13
Student entry	13
Combinations of entry	13
Age	13
Resitting the qualification	13
Access arrangements, reasonable adjustments and special consideration	13
Equality Act 2010 and Pearson equality policy	15
Malpractice	15
Language of assessment	16
Other information	17
Guided Learning Hours (GLH)	17
Student recruitment	17
Prior learning and other requirements	17
Progression	18
Exemptions	18
Codes	18
Support, training and resources	19
Appendix A	23
Appendix B	25
Appendix C	27
Appendix D	29

Specification at a glance

The Pearson LCCI Level 3 Award in Text Production (VRQ) consists of one externally-examined paper.

Pearson LCCI Level 3 Award in Text Production (VRQ)	
<ul style="list-style-type: none"> Externally assessed 	100% of the total qualification
<p>Overview of content</p> <ul style="list-style-type: none"> Following Complex Instructions to Transcribe and Edit Documents Producing Accurate Complex Documents Selecting and Using Appropriate Presentation Tools in Text Production 	
<p>Overview of assessment</p> <ul style="list-style-type: none"> One written externally set and marked assessment, contributing 100% of the overall grade of the qualification. The examination will be 2 hours, 10 minutes. Candidates are advised to spend the first 10 minutes studying the instruction sheet and the in-tray documents. Handwritten notes may be made during this time. Candidates should spend 2 hours on transcription of the four documents and on proofreading. At the end of the examination, completed documents must be placed in the assessment envelope in the order given. The assessment will be presented in the form of: <ul style="list-style-type: none"> an instruction sheet stating the name of the company, its business and the line manager's name and title. Other information may be included on the instruction sheet, for example unusual terminology; names/titles; company details; addresses; fax numbers. The instruction sheet will also show a list of the tasks to be transcribed, together with the number of words in each document two in-tray documents which will relate to two or more of the documents to be transcribed. Additional handwritten notes may be added by the line manager. This material will be similar to that normally found in an administrator's or secretary's in-tray in a real business situation. These documents may include: <ul style="list-style-type: none"> an incoming letter an incoming memo an incoming fax message a hard copy of an incoming email a telephone message notes keyed on PC by a line manager which may be amended by hand a document previously drafted in typescript or manuscript with corrections any other realistic business document 	

Pearson LCCI Level 3 Award in Text Production (VRQ) (continued)

- written information and instructions from the line manager regarding documents to be transcribed.
- Candidates will use the documents and information provided to produce four documents.
- Computers or word processors **must** be used for this assessment.
- Stationery will not be provided by Pearson. Centres must provide their own letter-headed and plain A4 bond paper. Centres are permitted to make a template of the Siskin Parkway Group letter-headed paper to be accessed by candidates at the time of the assessment. A sample letterhead can be found in *Appendix A*. Centres are also permitted to make a template of a memorandum to be accessed by candidates at the time of the assessment.
- Candidates may use a standard English dictionary and a calendar during the assessment. Candidates for whom English is not the first language may use a bilingual dictionary. Candidates may access both the spellcheck and thesaurus on computers.

Regulations for candidates using shared printing equipment

- Where candidates have access to shared printing equipment, printing out of Text Production tasks may be undertaken after the assessment time. Candidates may input printing instructions under the supervision of an invigilator but only the invigilator may handle the hard copy.
- Alternatively, candidates are permitted to print out during the assessment time, proofread, edit and print out again but must raise a hand so that the input of printing instructions is supervised. The invigilator must then supervise the printing out to ensure that queues do not form at shared printers and that candidates do not communicate with each other. No extra time is permitted for this.
- Scripts produced on computers and word processors must be cleared from the storage media within 48 hours after the hard copy has been printed out and dispatched to Pearson.

Answer formats

Candidates will be required to produce four documents as follows:

- one business letter
- one memo
- one informative document
- one other business document.

The total word count will be approximately 950 words.

Any business-like format will be accepted provided it is used consistently, including use of American spelling and presentation conventions.

Mark allocation

Scripts will be marked using an error tolerance system.

Marks will be deducted for errors which affect the mailability of a document, i.e. anything which would need to be corrected in order for it to be used in a practical business situation.

When all documents have been marked and errors totalled the final grade will be determined by the total number of errors as a percentage of the word count stated in this specification.

Marking criteria

- The originator of any document should be able to expect a document to be produced which is:
 - completed according to instructions
 - well displayed, therefore creating a good impression
 - a correct transcription of the message
 - free from typographical, grammatical and punctuation errors.
- In this assessment anything which does not meet these requirements will be penalised. A list of errors is provided for general guidance in *Appendix B*.
- Candidates will be graded Pass/Merit/Distinction. A result of Fail will be recorded where candidates do not achieve the required marks for a Pass.

Knowledge, skills and understanding

Content

The following content must be covered to prepare students for the final assessment of this qualification.

1. Following Complex Instructions to Transcribe and Edit Documents

Subject content	What students need to learn:
1.1 Follow complex instructions to transcribe and edit documents	a) Interpret text that needs to be transcribed and instructions regarding transcription/ presentation. <i>Identify and follow instructions relating to the display of text. Instructions will appear at the top of the task, in the margin and within the text. Instructions are usually encircled.</i>
	b) Expand any of the abbreviations and contractions as shown in manuscript or typescript. <i>Identify abbreviated words (see Appendix C) within manuscript copy and expand correctly. Identify and expand common contractions accurately (see Appendix C).</i>
	c) Transcribe and edit work according to complex instructions which may involve: <ul style="list-style-type: none">incorporating material from other specified sources. <i>Follow instructions within a task to make textual changes and incorporate items of information from in-tray documents/other documents/candidate instruction sheet.</i>interpreting printers' correction signs. <i>Comply with commonly-used printers' correction signs (see Appendix D).</i>

2. Producing Accurate Complex Documents

Subject content	What students need to learn:
<p>2.1 Be able to produce accurate complex documents</p>	<p>a) Produce complex business letters, memos and minutes of meetings. <i>Business letters may run onto a second page.</i></p>
	<p>b) Produce a range of informative documents such as a report, information sheet, article, programme or checklist. <i>Report, information sheet and article may run onto a second page. Programme or checklist may require the use of columns. Footnotes and page borders may be required.</i></p>
	<p>c) Produce other complex business documents. <i>Produce the following documents consistently: press release; advertisement/notice; form; invitation and notice of meeting/agenda. Footnotes and page borders may be required.</i></p>
	<p>d) Accurately proofread ensuring each document is clean, uncreased, accurate and mailable with no noticeable corrections. <i>Make corrections so that each document is accurate and displayed according to instructions.</i></p>
	<p>e) Type documents at a production speed of 50 wpm. <i>Demonstrate keyboard competence at 50 wpm.</i></p>
	<p>f) Indicate any enclosures in an appropriate way. <i>Indicate single or multiple enclosures accurately, i.e.: Enc; Encs; Encl; Encls; Att; Atts.</i></p>

3. Selecting and Using Appropriate Presentation Tools in Text Production

Subject content	What students need to learn:
<p>3.1 Be able to select and use appropriate presentation tools in text production</p>	<p>a) Apply appropriate margins and line spacing within documents.</p> <p><i>Set margins/line spacing for a whole task or for part of a task. Measurements will be expressed in mm or cm; single and double line spacing will be required.</i></p>
	<p>b) Use a calendar effectively to display dates and times consistently.</p> <p><i>Indicate future dates according to instructions (e.g. give date for 2nd Friday of next month). Dates should be entered in full, i.e. 12 January 2010. Times should be displayed using the 12-hour clock (12.30 pm) or 24-hour clock (1230) consistently within a task.</i></p>
	<p>c) Select and use appropriate stationery for all documents.</p> <p><i>Use centre-prepared letter-headed paper for letters, press releases, agendas and invitations. Follow instructions regarding the use of letter-headed paper for other documents. Continuation pages should be produced on plain A4 paper.</i></p>
	<p>d) Select and use any business-like method of display consistently.</p> <p><i>Unless instructed otherwise, use fully blocked display with open punctuation. Candidates may be required to follow the display on in-tray documents, as instructed. Candidates should be able to apply a range of font sizes and styles as appropriate and as instructed, and insert commonly used symbols and superscript/subscript characters.</i></p>
	<p>e) Use common display conventions to display headings.</p> <p><i>Display main, subheadings and shoulder headings correctly and consistently. Headings should be displayed in capitals or lower case with underscore; or in emboldened capitals or emboldened lower case – as per copy or as instructed. Headings should be followed by at least one clear line space.</i></p>
	<p>f) Select and use numbered, lettered or bullet points appropriately.</p> <p><i>Display numbered, lettered or bulleted points at left margin. Follow copy/instructions regarding the use of lower case/initial capitals for each separate point. Display points with one clear line space above and below.</i></p>
	<p>g) Select and use columns to display items as appropriate.</p> <p><i>Follow copy to display text/figures in table format (maximum 4 columns and 6 rows). Table may have column headings. Ruling may or may not be required.</i></p>

Subject content	What students need to learn:
	<p>h) Produce a continuation sheet for a document as appropriate.</p> <p><i>Use plain A4 paper for continuation sheets. Continuation sheets for letters should show page number, reference and date. Continuation sheets for other documents should show page number only.</i></p>
	<p>i) Include any employer/candidate reference on documents as required.</p> <p><i>Unless otherwise instructed, display reference on all documents; at top of letter and memo and at bottom of other documents.</i></p>

Assessment

Assessment summary

Pearson LCCI Level 3 Award in Text Production (VRQ)

Number of series: 3 series and on demand

Overview of content

- Following Complex Instructions to Transcribe and Edit Documents
- Producing Accurate Complex Documents
- Selecting and Using Appropriate Presentation Tools in Text Production

Overview of assessment

- One written externally set and marked assessment, contributing 100% of the overall grade of the qualification.
- The examination will be 2 hours, 10 minutes. Candidates are advised to spend the first 10 minutes studying the instruction sheet and the in-tray documents. Handwritten notes may be made during this time. Candidates should spend 2 hours on transcription of the four documents and on proofreading. At the end of the examination, completed documents must be placed in the assessment envelope in the order given.
- The assessment will be presented in the form of:
 - an instruction sheet stating the name of the company, its business and the line manager's name and title. Other information may be included on the instruction sheet, for example unusual terminology; names/titles; company details; addresses; fax numbers. The instruction sheet will also show a list of the tasks to be transcribed, together with the number of words in each document
 - two in-tray documents which will relate to two or more of the documents to be transcribed. Additional handwritten notes may be added by the line manager. This material will be similar to that normally found in an administrator's or secretary's in-tray in a real business situation. These documents may include:
 - an incoming letter
 - an incoming memo
 - an incoming fax message
 - a hard copy of an incoming e-mail
 - a telephone message
 - notes keyed on PC by a line manager which may be amended by hand
 - a document previously drafted in typescript or manuscript with corrections
 - any other realistic business document

Pearson LCCI Level 3 Award in Text Production (VRQ) (continued)

- written information and instructions from the line manager regarding documents to be transcribed.
- Candidates will use the documents and information provided to produce four documents.
- Computers or word processors **must** be used for this assessment.
- Stationery will not be provided by Pearson. Centres must provide their own letter-headed and plain A4 bond paper. Centres are permitted to make a template of the Siskin Parkway Group letter-headed paper to be accessed by candidates at the time of the assessment. A sample letterhead can be found in *Appendix A*. Centres are also permitted to make a template of a memorandum to be accessed by candidates at the time of the assessment.
- Candidates may use a standard English dictionary and a calendar during the assessment. Candidates for whom English is not the first language may use a bilingual dictionary. Candidates may access both the spellcheck and thesaurus on computers.

Regulations for candidates using shared printing equipment

- Where candidates have access to shared printing equipment, printing out of Text Production tasks may be undertaken after the assessment time. Candidates may input printing instructions under the supervision of an invigilator but only the invigilator may handle the hard copy.
- Alternatively, candidates are permitted to print out during the assessment time, proofread, edit and print out again but must raise a hand so that the input of printing instructions is supervised. The invigilator must then supervise the printing out to ensure that queues do not form at shared printers and that candidates do not communicate with each other. No extra time is permitted for this.
- Scripts produced on computers and word processors must be cleared from the storage media within 48 hours after the hard copy has been printed out and dispatched to Pearson.

Answer formats

Candidates will be required to produce four documents as follows:

- one business letter
- one memo
- one informative document
- one other business document.

The total word count will be approximately 950 words.

Any business-like format will be accepted provided it is used consistently, including use of American spelling and presentation conventions.

Mark allocation

Scripts will be marked using an error tolerance system.

Marks will be deducted for errors which affect the mailability of a document, i.e. anything which would need to be corrected in order for it to be used in a practical business situation.

When all documents have been marked and errors totalled the final grade will be determined by the total number of errors as a percentage of the word count stated in this specification.

Marking criteria

- The originator of any document should be able to expect a document to be produced which is:
 - completed according to instructions
 - well displayed, therefore creating a good impression
 - a correct transcription of the message
 - free from typographical, grammatical and punctuation errors.
- In this assessment anything which does not meet these requirements will be penalised. A list of errors is provided for general guidance in *Appendix B*.

Candidates will be graded Pass/Merit/Distinction. A result of Fail will be recorded where candidates do not achieve the required marks for a Pass.

Aims of assessment

The assessment will assess the candidate's ability to:

- keyboard at a production speed of approximately 45-50 wpm
- demonstrate knowledge and skills in the following areas:
 - accurate keyboarding
 - proofreading and error correction
 - appropriate use of stationery
 - intelligent display
 - consistency of style within a document
 - planning and organising work within deadlines
- follow written instructions that simulate those given in a realistic, practical business situation
- produce complex business documents using a computer or word processor
- present documents attractively using a business-like, appropriate and consistent format
- ensure documents are acceptable for signature by a line manager, i.e. accurate and mailable.

Entry and assessment information

Please see the *Pearson Information Manual* and the *Pearson LCCI examination regulations*, available from our website: qualifications.pearson.com/lcci

Student entry

Details on how to enter students for the examination for this qualification can be found on our website: qualifications.pearson.com/lcci

Combinations of entry

There are no forbidden combinations of entry for this qualification.

Age

The qualification is intended for learners aged 16 and above.

Resitting the qualification

Candidates can resit the examination for the Pearson LCCI Level 3 Award in Text Production (VRQ).

It is strongly advised that candidates do not register to undertake a resit until they have received the results from their previous examination.

Access arrangements, reasonable adjustments and special consideration

Access arrangements

Access arrangements are agreed before an assessment. They allow students with special educational needs, disabilities or temporary injuries to:

- access the assessment
- show what they know and can do without changing the demands of the assessment.

The intention behind an access arrangement is to meet the particular needs of an individual student with a disability, without affecting the integrity of the assessment. Access arrangements are the principal way in which awarding bodies comply with the duty under the Equality Act 2010 to make 'reasonable adjustments'.

Access arrangements should always be processed at the start of the course. Students will then know what is available and have the access arrangement(s) in place for assessment.

Reasonable adjustments

The Equality Act 2010 requires an awarding organisation to make reasonable adjustments where a person with a disability would be at a substantial disadvantage in undertaking an assessment. The awarding organisation is required to take reasonable steps to overcome that disadvantage.

A reasonable adjustment for a particular person may be unique to that individual and therefore might not be in the list of available access arrangements.

Whether an adjustment will be considered reasonable will depend on a number of factors, including:

- the needs of the student with the disability
- the effectiveness of the adjustment
- the cost of the adjustment; and
- the likely impact of the adjustment on the student with the disability and other students.

An adjustment will not be approved if it involves unreasonable costs to the awarding organisation or unreasonable timeframes, or affects the security or integrity of the assessment. This is because the adjustment is not 'reasonable'.

Special consideration

Special consideration is a post-examination adjustment to a candidate's mark or grade to reflect temporary injury, illness or other indisposition at the time of the examination/assessment, which has had, or is reasonably likely to have had, a material effect on a candidate's ability to take an assessment or demonstrate their level of attainment in an assessment.

Further information

Please see our website or email internationalenquiries@pearson.com for further information on how to apply for access arrangements and special consideration.

For further information about access arrangements, reasonable adjustments and special consideration please refer to the Joint Council for Qualifications (JCQ) website: <http://www.jcq.org.uk/examination-system/access-arrangements-and-special-consideration>

Equality Act 2010 and Pearson equality policy

Equality and fairness are central to our work. Our equality policy requires all students to have equal opportunity to access our qualifications and assessments, and our qualifications to be awarded in a way that is fair to every student.

We are committed to making sure that:

- students with a protected characteristic (as defined by the Equality Act 2010) are not, when they are undertaking one of our qualifications, disadvantaged in comparison to students who do not share that characteristic
- all students achieve the recognition they deserve for undertaking a qualification and that this achievement can be compared fairly to the achievement of their peers.

You can find details on how to make adjustments for students with protected characteristics in the policy document *Access Arrangements, Reasonable Adjustments and Special Considerations*, which is on our website: qualifications.pearson.com/en/support/support-topics/exams/special-requirements.html

Malpractice

Cases of alleged, suspected or confirmed malpractice must be dealt with in accordance with the latest *Joint Council for Qualifications (JCQ) General and Vocational Qualifications Suspected Malpractice in Examinations and Assessments Policies and Procedures*, available on the JCQ website: www.jcq.org.uk

Pearson cares greatly about the integrity of its qualifications and is aware that incidents of malpractice threaten that integrity, adversely affect learners and undermine public confidence in the delivery and awarding of qualifications. For this reason, Pearson takes malpractice incidents extremely seriously and investigates all allegations it receives as fully as possible. Where malpractice is proven Pearson will impose appropriate penalties and/or sanctions on those found to be responsible, which can include debarment from delivery of Pearson qualifications (for staff) and disqualification (for learners).

Candidate malpractice

Candidate malpractice refers to any act by a candidate that compromises or seeks to compromise the process of assessment or which undermines the integrity of the qualifications or the validity of results/certificates.

Candidate malpractice in examinations must be reported to Pearson using a *JCQ M1 Form* (available at www.jcq.org.uk/exams-office/malpractice). The form can be emailed to pqsmalpractice@pearson.com or posted to Investigations Team, Pearson, 190 High Holborn, London, WC1V 7BH. Please provide as much information and supporting

documentation as possible. The final decision regarding appropriate sanctions lies with Pearson.

Failure to report malpractice constitutes staff or centre malpractice.

Staff/centre malpractice

Staff and centre malpractice includes both deliberate malpractice and maladministration of Pearson qualifications. As with candidate malpractice, staff and centre malpractice is any act that compromises or seeks to compromise the process of assessment or which undermines the integrity of the qualifications or the validity of results/certificates.

All cases of alleged or suspected staff malpractice and maladministration must be reported immediately, before any investigation is undertaken by the centre, to Pearson on a *JCQ M2(a) Form* (available at: www.jcq.org.uk/exams-office/malpractice). The form, supporting documentation and as much information as possible can be emailed to pqsmalpractice@pearson.com or posted to Investigations Team, Pearson, 190 High Holborn, London, WC1V 7BH. The final decision regarding appropriate sanctions lies with Pearson.

Failure to report malpractice itself constitutes malpractice. More detailed guidance on malpractice can be found on our website at <http://qualifications.pearson.com/en/support/support-topics/exams/examination-guidance/malpractice-and-plagiarism.html> and in the latest version of the *JCQ General and Vocational Qualifications Suspected Malpractice in Examinations and Assessments Policies and Procedures*, available at: www.jcq.org.uk/exams-office/malpractice

Language of assessment

Assessment of this specification will be in English only. Assessment materials will be published in English only and all work submitted for examination must be in English only.

Other information

Guided Learning Hours (GLH)

Guided Learning Hours: the number of teacher-led contact hours required to support student achievement for a qualification.

For the Pearson LCCI Level 3 Award in Text Production (VRQ) we recommend 25–35 GLH.

Centres should ensure students have additional time for self-study and preparation for the final examination, which is in addition to the GLH stated above.

Student recruitment

Pearson follows the JCQ policy concerning recruitment to our qualifications in that:

- they must be available to anyone who is capable of reaching the required standard
- they must be free from barriers that restrict access and progression
- equal opportunities exist for all students.

Prior learning and other requirements

There are no formal entry requirements for this qualification.

However, students pursuing this qualification should have knowledge and skills equivalent to the Pearson LCCI Level 2 Award in Text Production (VRQ).

Students may be studying in a local language but the assessment will be in English. Pearson recommends that students have B1 Level of English on the Common European Framework of Reference (CEFR). This will support access to the assessment materials and enable students to communicate responses effectively.

Progression

Students may progress to relevant qualifications in the level above; alternatively the qualification can support progression to employment.

Using appropriate internal processes, centres must ensure they choose the most appropriate qualification level for their students' needs.

Exemptions

We are seeking exemptions for our qualifications from a number of professional bodies. For the latest list of exemptions, please visit our website and choose your relevant qualification

Codes

This qualification is approved by Ofqual and meets the Ofqual General Conditions for inclusion on the Register of Regulated Qualifications. The Qualification Number (QN) is: 501/1931/X

The subject code for the Pearson LCCI Level 3 Award in Text Production (VRQ) is: ASE 20079. The subject code is used by centres to enter students for a qualification.

Support, training and resources

Training

Pearson offers support and training to teachers on standard of delivery and preparing students to meet the assessment requirements.

Specifications, sample assessment materials and teacher support materials

The Pearson LCCI Level 3 Award in Text Production (VRQ) sample assessment materials can be downloaded from our website.

To find a list of all the support documents available please visit our website: qualifications.pearson.com

Appendices

Appendix A	23
Appendix B	25
Appendix C	27
Appendix D	29

Appendix A

SISKIN PARKWAY GROUP

Siskin House Middlemarch Business Park COVENTRY CV3 4PE United Kingdom

Telephone +44 (0) 2476 516505 Website www.siskinparkway.com

Appendix B

Errors marked * will be penalised once only per script.

Instruction errors

- Incorrect stationery used (when specific instruction given)*
- Incorrect document produced
- Incorrect line spacing (when specific instruction given)
- Incorrect margins (when specific instruction given)
- Incorrect display (when specific instruction given)
- Failure to follow printers' correction signs, e.g. lc; uc; caps; stet; transpose; etc.
- Failure to place text correctly
- Omitted or incorrect date*
- Omitted or incorrect reference*

Presentation errors

- Incorrect stationery used, e.g. letter on plain, memo on headed*
- Incorrect line spacing (when no specific instruction given)*
- Incorrect margins (when no specific instruction given)*
- Incorrect or poor display (when no specific instruction given)
- Inconsistency in document presentation style*
- Inconsistency in spacing*
- Inconsistency within text, e.g. dates; times; names; use of lc/uc/open punctuation*
- Poor page split*
- Omission of essential detail from continuation sheet headings*
- Insufficient space for signature*
- Document signed by candidate*
- Dirty, torn or creased work
- Badly placed work (too high/low on page)*

Transcription errors

- Incorrect/omitted/additional word or number (once only if consistent)
- Contracted words (e.g. I'll, I'd) not expanded correctly*
- Abbreviation not expanded correctly (once only if consistent)
- Incorrect/omitted/incomplete sender's name
- Incorrect/omitted/incomplete sender's designation
- Enclosure(s) not indicated
- Omission of recipient's name for copy(ies)
- Omission of recipient's designation for copy(ies)
- Missing or unnecessary text

Accuracy errors

- Typographical error (once only if consistent)
- Misspelling (once only if consistent)
- Incorrect/omitted/unnecessary punctuation
- Incorrect/omitted/unnecessary apostrophe (once only if it does not affect meaning)
- Omission of space between words
- Confusion between hyphen and dash*

Penalties will not be incurred for errors which are the result of machine problems. In such cases a report must be provided by the centre invigilator.

Appendix C

ABBREVIATIONS

ampersand (&)	and
approx	approximately
asap	as soon as possible
bus	business
co	company
dept(s)	department(s)
doc(s)	document(s)
gntee	guarantee
hr(s)	hour(s)
immed	immediately
info	information
mgr(s)	manager(s)
mtg(s)	meeting(s)
necy	necessary
no(s)	number(s)
opp	opportunity
poss	possible
recd	received
reqd	required
tel	telephone
temp	temporary
wk	week
yr	your

Days of the week

Months of the year

Words in addresses (Ave/Avenue; Rd/Road; St/Street; Cres/Crescent; Dr/Drive)




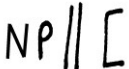

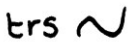





CONTRACTIONS

A selection of contractions such as:

he'll	he will
I've	I have
I'm	I am
it's	it is
we've	we have
we're	we are
you're	you are

Appendix D

PRINTERS' CORRECTION SIGNS

	delete word(s)
	insert word(s) shown above or in balloon
	close up a space
	new paragraph
	run on (no new paragraph)
	transpose (change order)
	transpose – change the order of items vertically
	transcribe word(s) with dotted line underneath
	align as shown
	change capital letter(s) into small letter(s)
	change small letter(s) into capital letter(s)

October 2017

**For more information on Pearson and LCCI qualifications please
visit our website: qualifications.pearson.com**

**Pearson Education Limited. Registered in England and Wales No. 872828
Registered Office: 80 Strand, London WC2R 0RL.
VAT Reg No GB 278 537121**