

Paper Reference(s) 4PH1/1PR 4SD0/1PR

Pearson Edexcel International GCSE (9–1)

Physics

Unit: 4PH1

Science (Double Award) 4SD0

Paper: 1PR

Wednesday 22 May 2019 – Afternoon

Time: 2 hours plus your additional time allowance

INSTRUCTIONS TO CANDIDATES

Write your centre number, candidate number, surname, other names, your signature and insert the paper reference for which you have been entered in the boxes below. Check that you have the correct question paper.

Centre No.					
Candidate No.					
Surname					
Other names					
Signature					
Paper Reference				/	1 P R



- Use **BLACK** ink or ball-point pen.
- Answer **ALL** questions.
- Answer the questions in the spaces provided
 - there may be more space than you need.
- Show all the steps in any calculations and state the units.
- Some questions must be answered with a cross in a box ☐. If you change your mind about an answer, put a line through the box ☒ and then mark your new answer with a cross ☐.

MATERIALS REQUIRED FOR EXAMINATION

Ruler, protractor, calculator

ITEMS INCLUDED WITH QUESTION PAPERS

Formulae Booklet

INFORMATION FOR CANDIDATES

- The total mark for this paper is 110.
- The marks for **EACH** question are shown in brackets – use this as a guide as to how much time to spend on each question.

(Turn over)

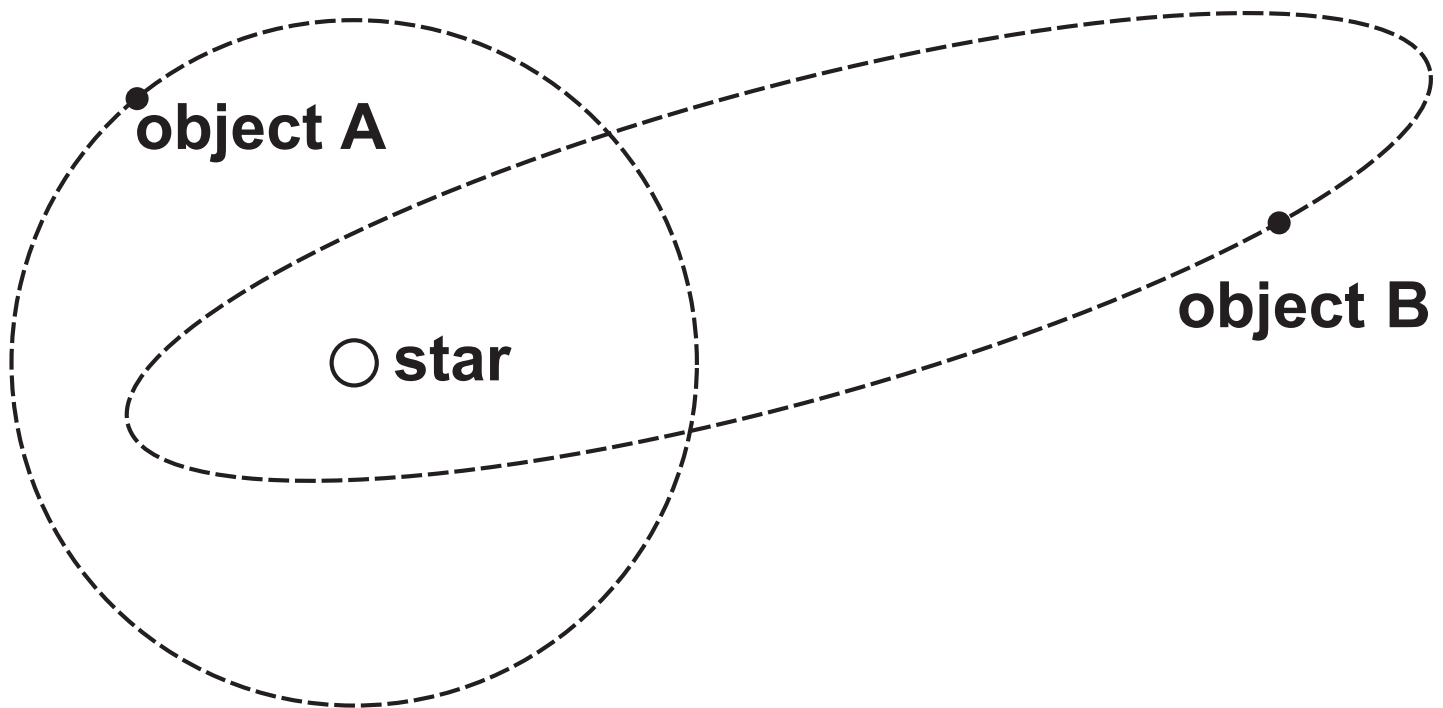
ADVICE TO CANDIDATES

- **Read each question carefully before you start to answer it.**
- **Write your answers neatly and in good English.**
- **Try to answer every question.**
- **Check your answers if you have time at the end.**

Answer ALL questions.

1 This question is about stars.

(a) The diagram shows the orbits of two astronomical objects around a star.



**(i) Add a labelled arrow to the diagram to show the type of force from the star acting on object A.
(2 marks)**

(Question continues on next page)

(Turn over)

(ii) What is object A? (1 mark)

☐ **A a comet**

☐ **B a galaxy**

☐ **C a moon**

☐ **D a planet**

(iii) What is object B? (1 mark)

☐ **A a comet**

☐ **B a galaxy**

☐ **C a moon**

☐ **D a planet**

(Question continues on next page)

(Turn over)

- (b) State the name given to a large collection of billions of stars.
(1 mark)**
-

(Question continues on next page)

(c) Physicists classify stars according to their colour.

Each group of stars of similar colour is called a spectral class.

The table gives information about colour and surface temperature for three spectral classes of stars.

The Sun belongs to spectral class G.

Spectral class	Colour	Surface temperature in kelvin
B	blue-white	
G	yellow	5600
M	orange-red	

Complete the table by suggesting values for the missing surface temperatures. (2 marks)

(Question continues on next page)

(Turn over)

- (d) There are stars in the universe with masses much greater than the mass of the Sun.**

Describe what happens to these high-mass stars when they leave the main sequence stage of their evolution. (3 marks)

(Continue your answer on next page)

(Turn over)

(TOTAL FOR QUESTION 1 = 10 MARKS)

(Questions continue on next page)

(Turn over)

2 Some of the energy stored in the nuclei of atoms can be used to generate electricity.

(a) A nuclear fission power station generates electricity.

**(i) State the role of the moderator in a nuclear fission power station.
(1 mark)**

(Question continues on next page)

(Turn over)

- (ii) Some of the daughter nuclei produced in nuclear fission are highly radioactive and emit high energy neutrons when they decay.**

**Explain which feature of a nuclear fission reactor reduces the risks from these high energy neutrons.
(2 marks)**

(Question continues on next page)

(Turn over)

(iii) The daughter nuclei can cause contamination and irradiation.

**Describe the difference between contamination and irradiation.
(2 marks)**

(Question continues on next page)

(Turn over)

(b) Nuclear fusion is another process that could be used to generate electricity.

(i) Describe the process of nuclear fusion. (2 marks)

(Question continues on next page)

(Turn over)

(ii) State where nuclear fusion occurs naturally. (1 mark)

(Question continues on next page)

(iii) Generating electricity from nuclear fusion is very difficult as the conditions needed are hard to achieve and maintain.

Explain the conditions required for nuclear fusion. (3 marks)

(Continue your answer on next page)

(Turn over)

(TOTAL FOR QUESTION 2 = 11 MARKS)

(Questions continue on next page)

(Turn over)

- 3 Lead-210 is a radioactive isotope of lead and is represented using this symbol.



- (a) State what is meant by the term ISOTOPE. (2 marks)

(Question continues on next page)

(Turn over)

(b) How many protons are in the nucleus of lead-210? (1 mark)

☐ **A 82**

☐ **B 128**

☐ **C 210**

☐ **D 292**

(Question continues on next page)

(Turn over)

- (c) (i) A sample of lead-210 has an initial activity of 240 Bq.**

After 66 years, the activity of the sample is 30 Bq.

**Calculate the half-life of lead-210.
(2 marks)**

half-life = _____ years

(Question continues on next page)

(Turn over)

- (ii) Lead-210 decays into lead-206 through a number of stages.

This involves one alpha decay and a number of beta decays.

This incomplete equation summarises these stages.



Complete the equation by giving the missing numbers.

Write your answers in the spaces provided. (2 marks)

(TOTAL FOR QUESTION 3 = 7 MARKS)

(Questions continue on next page)

(Turn over)

- 4 **Photograph 1 shows an outdoor swimming pool.**



Photograph 1

(Question continues on next page)

(Turn over)

(a) The water in the swimming pool is heated by the Sun during the day.

**(i) State how energy is transferred from the Sun to the water.
(1 mark)**

**(ii) State what happens to the average speed of the water molecules as the water is heated.
(1 mark)**

(Question continues on next page)

(Turn over)

(b) The water in the swimming pool cools down at night.

(i) Suggest why the water cools down at night. (1 mark)

(Question continues on next page)

- (ii) Photograph 2 shows the swimming pool with a plastic cover over the water.



Photograph 2

(Question continues on next page)

(Turn over)

25

Explain why the plastic cover reduces how much the water cools down at night. (4 marks)

(Continue your answer on next page)

(Turn over)

(TOTAL FOR QUESTION 4 = 7 MARKS)

(Questions continue on next page)

(Turn over)

- 5 A student is given a type of putty that conducts electricity.**

He rolls the putty into cylinders of different cross-sectional area.

The photograph shows the cylinders.




The student investigates how the electrical resistance of the putty is affected by its cross-sectional area.

(Question continues on next page)

(Turn over)

- (a) The diagram shows the cross-sectional area of one of the cylinders of putty.



drawn
to scale

- (i) Use the diagram to determine the mean diameter of the cylinder of putty. (2 marks)

mean diameter = _____ cm

(Question continues on next page)

(Turn over)

- (ii) Calculate the cross-sectional area of the cylinder of putty in cm^2 .
(2 marks)

[area of a circle = $\pi \times \text{radius}^2$]

cross-sectional area = _____ cm^2

(Question continues on next page)

(Turn over)

(b) The student connects a cylinder of putty to a battery.

He measures the voltage of the cylinder and the current in the circuit.

Complete the circuit diagram, adding suitable instruments to measure the voltage of the cylinder and the current in the circuit. (3 marks)



putty cylinder

(Question continues on next page)

(Turn over)

- (c) The student uses his voltage and current measurements to calculate the resistance of this cylinder.

He repeats this for other cylinders.

The table shows some of his results.

Cross-sectional area in cm^2	Voltage in V	Current in A	Resistance in Ω
4.5	4.56	0.049	91.2
6.2	4.56	0.059	77.3
9.1	4.56	0.068	67.1
13.9	4.56	0.085	53.6
18.1	4.56	0.094	48.5
24.6	4.56	0.107	

(Question continues on next page)

(Turn over)

- (i) Calculate the resistance of the cylinder when the cross-sectional area of the cylinder is 24.6 cm^2 .

Give your answer to 3 significant figures. (2 marks)


resistance = _____ Ω

(Question continues on next page)

(Turn over)

(ii) Plot a graph of resistance on the y-axis and cross-sectional area on the x-axis. (3 marks)

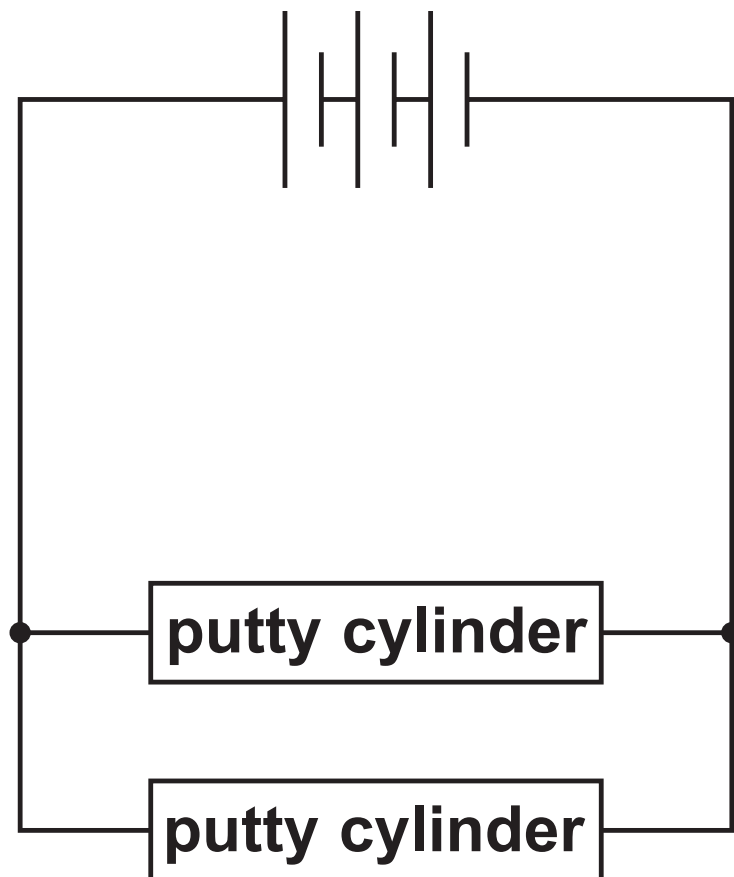
(iii) Draw the curve of best fit. (1 mark)



(Question continues on next page)
(Turn over)

- (d) The student extends his investigation by connecting two new identical cylinders to a battery.

The diagram shows the circuit he uses.



He measures the voltage of each cylinder and the total current in the circuit.

(Question continues on next page)

(Turn over)

Discuss how his measurements of voltage and current compare with the measurements when only one of these cylinders is used. (4 marks)

(Continue your answer on next page)

(Turn over)

(TOTAL FOR QUESTION 5 = 17 MARKS)

(Questions continue on next page)

(Turn over)

- 6 The photograph shows a small glass ball used to investigate density and pressure.**



- (a) The mass of the ball is 19 g.**

The density of the ball is 2.3 g/cm^3 .

- (i) State the formula linking density, mass and volume. (1 mark)**

(Question continues on next page)

(Turn over)

- (ii) Calculate the volume of the ball.
(2 marks)**

volume = _____ cm³

(Question continues on next page)

(b) The ball is dropped into deep water and sinks to a depth of 560 cm.

**(i) State the formula linking pressure difference, height, density and gravitational field strength.
(1 mark)**

(Question continues on next page)

(Turn over)

- (ii) Calculate the increase in pressure at this depth. (2 marks)

[density of water = 1000 kg/m^3]

increase in pressure = _____ Pa

(TOTAL FOR QUESTION 6 = 6 MARKS)

(Questions continue on next page)

(Turn over)

7 A student investigates how the surface material of a ramp affects the average speed of a block sliding down the ramp.

(a) Design a suitable method for the student's investigation.

Your answer should include

- **the measuring equipment needed**
- **details of the independent, dependent and control variables**
- **how the average speed will be determined**

You may include a diagram to help your answer. (6 marks)

(Begin your answer on next page)

(Turn over)

(Continue your answer on next page)
(Turn over)

(Turn over)

(Turn over)

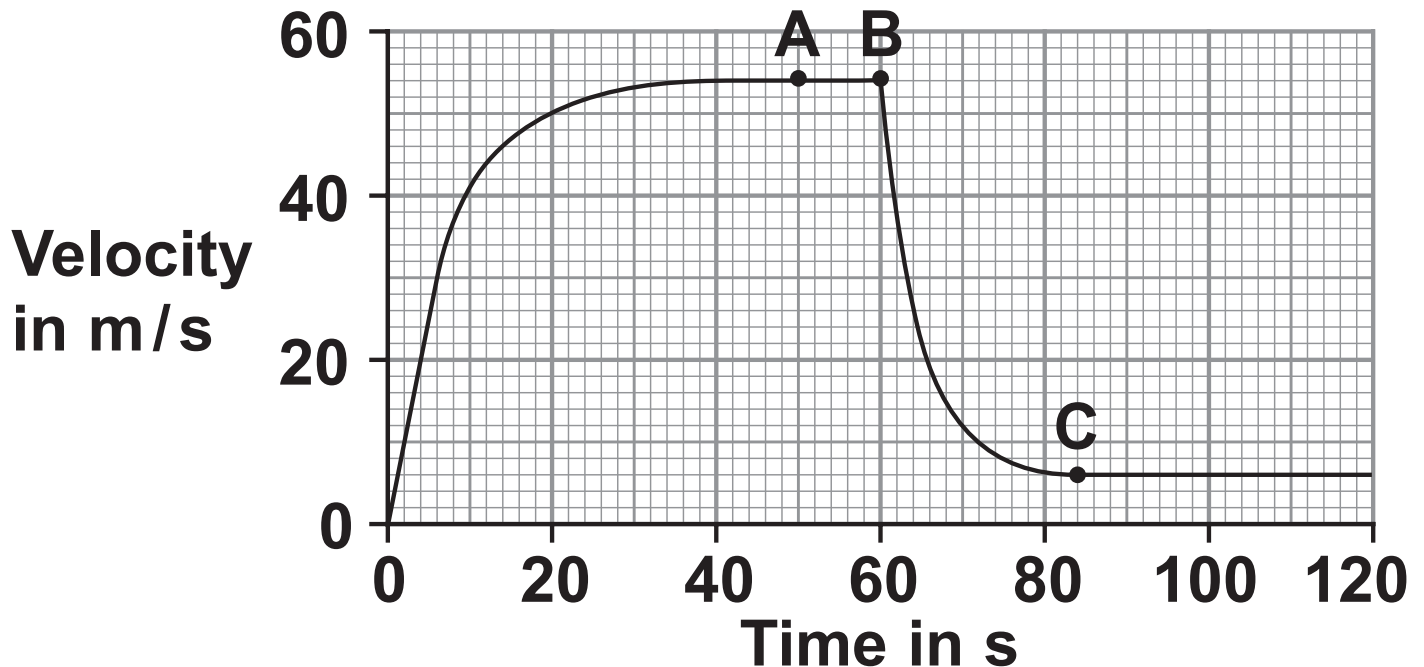
- (b) Justify why the student should display their results as a bar chart.
(1 mark)**

(TOTAL FOR QUESTION 7 = 7 MARKS)

(Questions continue on next page)

(Turn over)

- 8 The graph shows how the velocity of a parachute jumper changes with time.



- (a) At point A, the parachute jumper is falling at terminal velocity and has not yet opened her parachute.

(Question continues on next page)

(Turn over)

**(i) Which statement is correct about the parachute jumper at point A?
(1 mark)**

- ☐ **A acceleration and air resistance are equal**
- ☐ **B acceleration and velocity are equal**
- ☐ **C weight and acceleration are equal**
- ☐ **D weight and air resistance are equal**

(Question continues on next page)

(Turn over)

(ii) Which is the best estimate of the distance fallen by the parachute jumper from the start until point A? (1 mark)

☐ **A 50 m**

☐ **B 1300 m**

☐ **C 2300 m**

☐ **D 2700 m**

(Question continues on next page)

(Turn over)

(b) The parachute jumper opens her parachute at point B.

Her velocity decreases until she reaches terminal velocity again at point C.

**Explain this change in velocity.
(4 marks)**

(Continue your answer on next page)

(Turn over)

(Question continues on next page)

(Turn over)

- (c) After point C, the parachute jumper continues to fall at a constant velocity.

As she falls, energy is transferred from a gravitational store.

Which store is the energy transferred into? (1 mark)

- ☐ A chemical store
- ☐ B gravitational store
- ☐ C kinetic store
- ☐ D thermal store

(TOTAL FOR QUESTION 8 = 7 MARKS)

(Questions continue on next page)

(Turn over)

- 9 (a) A light ray travels from air into water.

Diagram 1 shows the direction of the light ray and the wavefronts in air.

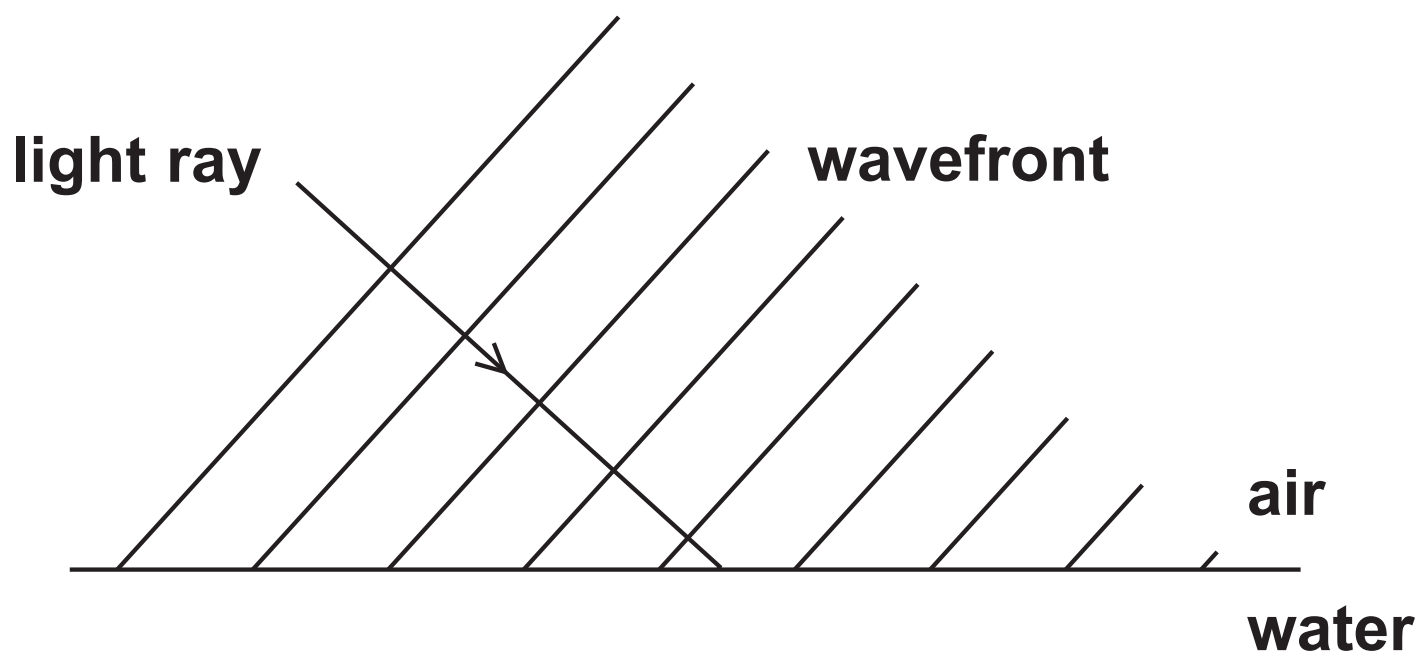


Diagram 1

(Question continues on next page)

(Turn over)

The refractive index of water is greater than the refractive index of air.

(i) Complete diagram 1 by showing (3 marks)

- **the wavefronts in the water**
- **the path of the light ray in the water**

(ii) Explain what happens to the wavelength of light when it passes from air into water. (2 marks)

(Continue your answer on next page)

(Turn over)

(Question continues on next page)

(Turn over)

(b) Diagram 2 shows what can happen when a light ray travelling in glass meets the boundary with air.

The wavefronts are not shown in this diagram.

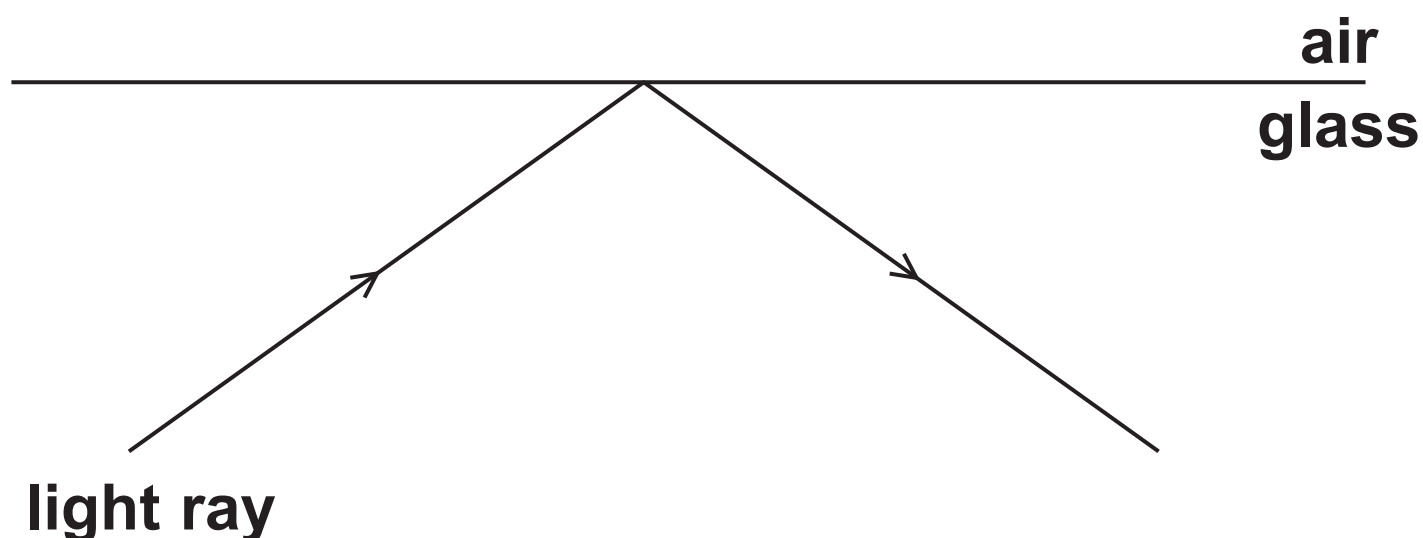


Diagram 2

(Question continues on next page)

(Turn over)

**(i) Add the normal to diagram 2.
(1 mark)**

**(ii) Measure the angle of incidence in
diagram 2. (1 mark)**

angle of incidence = _____ degrees

(Question continues on next page)

(iii) The glass has a refractive index of 1.6

Calculate the critical angle of the glass-air boundary. (3 marks)

critical angle = _____ degrees

(Question continues on next page)

(Turn over)

(iv) Explain the path of the light ray shown in diagram 2. (3 marks)

(TOTAL FOR QUESTION 9 = 13 MARKS)

(Questions continue on next page)

(Turn over)

- 10 (a) Diagram 1 shows a van accelerating along a horizontal road.

The horizontal forces acting on the van are shown.




Diagram 1

- (i) Force X opposes the motion of the van.

State the name of force X.
(1 mark)

(Question continues on next page)

(Turn over)

- (ii) The resultant force acting on the van is 1500 N.

Calculate the magnitude of force X. (1 mark)

[assume X is the only horizontal force opposing the motion of the van]

force X = _____ N

(Question continues on next page)

(Turn over)

- (b) Diagram 2 shows the resultant force acting on the van when it brakes.**




Diagram 2

- (i) State the formula linking resultant force, mass and acceleration.
(1 mark)**

(Question continues on next page)

(Turn over)

(ii) The mass of the van is 1900 kg.

Calculate the acceleration of the van when it brakes.

Give the unit. (3 marks)

acceleration = _____

unit _____

(Question continues on next page)

(Turn over)

- (iii) The van was travelling at an initial speed of 18 m/s before braking and coming to rest.

Calculate the distance travelled by the van while it is braking.
(3 marks)

[assume that the acceleration remains constant]

distance travelled = _____ m

(Question continues on next page)

(Turn over)

**(iv) Describe two factors that would increase the braking distance.
(2 marks)**

1 _____

2 _____

(Question continues on next page)

(Turn over)

- (c) When the van is fully loaded its mass increases to 2500 kg.**

Calculate the time taken to bring the fully loaded van to rest when it is travelling at an initial speed of 18 m/s. (4 marks)

[assume that the resultant force during braking remains at 14 kN]

time = _____ s

(TOTAL FOR QUESTION 10 = 15 MARKS)

(Questions continue on next page)

(Turn over)

11 A student investigates the magnetic fields produced by magnets.

(a) Describe a method he could use to determine the shape and direction of the magnetic field produced by a bar magnet.

You may use a diagram to help your answer. (3 marks)

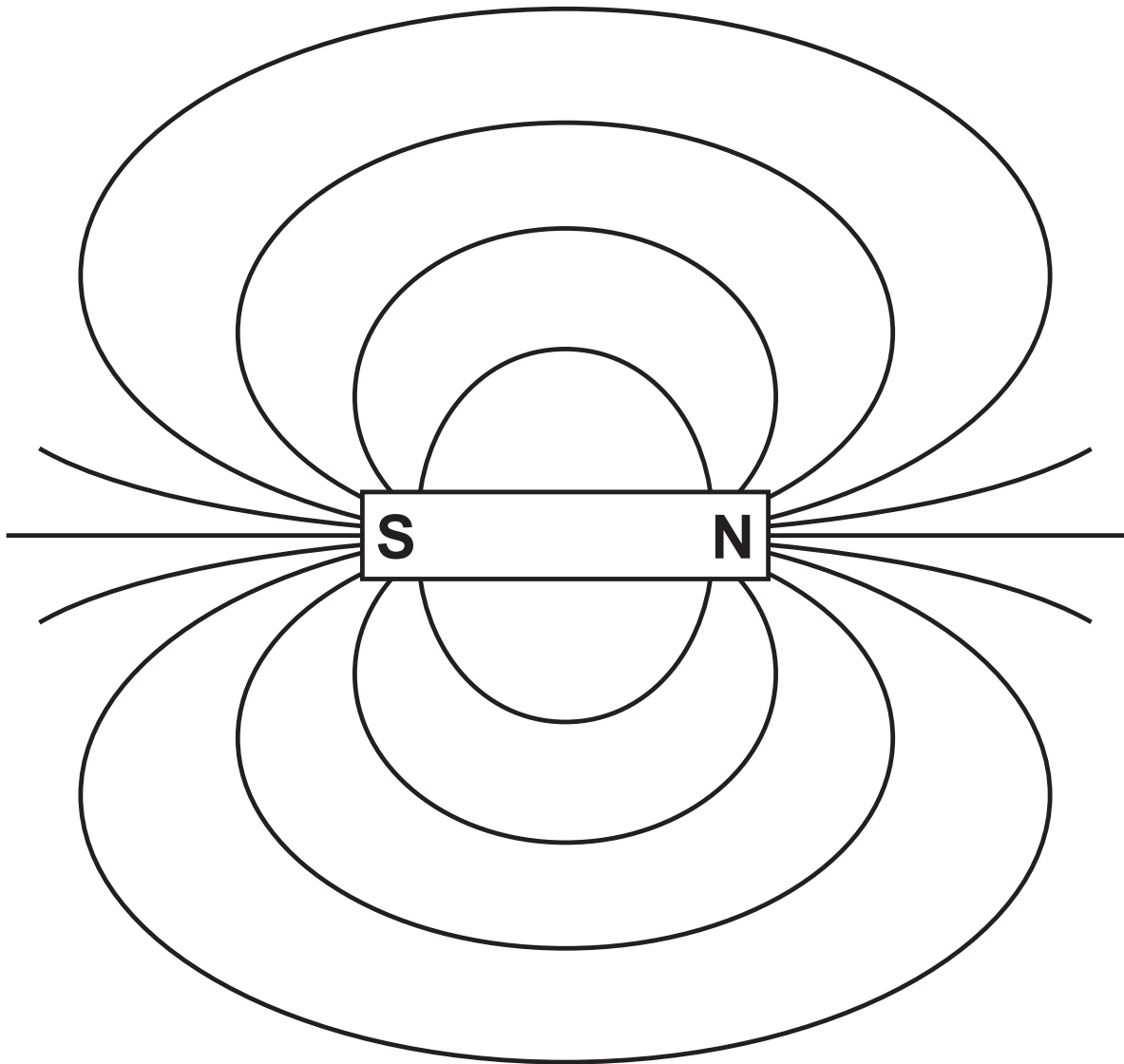
**(Continue your answer on next page)
(Turn over)**

(Turn over)

(Question continues on next page)

(Turn over)

- (b) The diagram shows the shape of the magnetic field around the bar magnet.**



- (i) Add two arrows to the diagram to show the direction of the magnetic field. (1 mark)**

(Question continues on next page)

(Turn over)

- (ii) Explain how the diagram shows that the strength of the magnetic field changes. (2 marks)**

(Question continues on next page)

(Turn over)

(c) Magnetic field strength can be measured in units of milli-tesla (mT).

A student uses a different magnet.

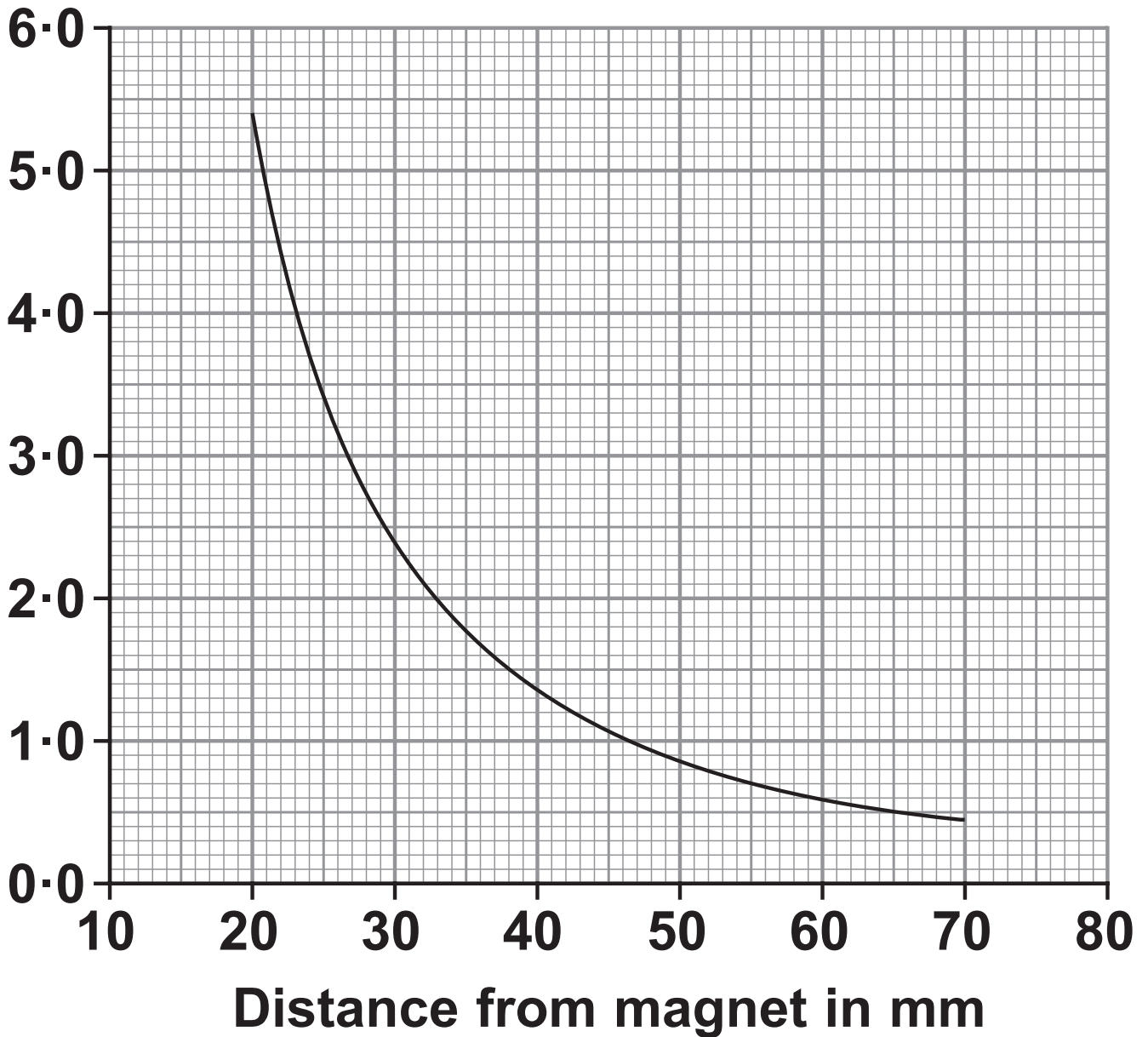
The student measures the magnetic field strength at different distances from the north pole of this magnet.

(Question continues on next page)

(Turn over)

The graph shows his results.

Magnetic field
strength in mT



(Question continues on next page)

(Turn over)

The student concludes that his results obey this relationship.

**magnetic field strength \times
distance² = constant**

Use data from the graph to deduce whether the student's results support this conclusion. (4 marks)

(Continue your answer on next page)

(Turn over)

(Turn over)

75

(TOTAL FOR QUESTION 11 = 10 MARKS)

TOTAL FOR PAPER = 110 MARKS
END