

Please check the examination details below before entering your candidate information

Candidate surname

Other names

Centre Number

Candidate Number

--	--	--	--	--

--	--	--	--

Pearson Edexcel International GCSE (9–1)

Time 1 hour 15 minutes

Paper
reference

4PH1/2PR

Physics

UNIT: 4PH1

PAPER: 2PR

You must have:

Ruler, calculator, Equation Booklet (enclosed)

Total Marks

Instructions

- Use **black** ink or ball-point pen.
- **Fill in the boxes** at the top of this page with your name, centre number and candidate number.
- Answer **all** questions.
- Answer the questions in the spaces provided – *there may be more space than you need.*
- Show all steps in any calculations and state the units.

Information

- The total mark for this paper is 70.
- The marks for **each** question are shown in brackets – *use this as a guide as to how much time to spend on each question.*

Advice

- Read each question carefully before you start to answer it.
- Write your answers neatly and in good English.
- Try to answer every question.
- Check your answers if you have time at the end.

Turn over ►

P70954A

©2022 Pearson Education Ltd.

Q:1/1/1/1/




Pearson

FORMULAE

You may find the following formulae useful.

energy transferred = current \times voltage \times time

$$E = I \times V \times t$$

$$\text{frequency} = \frac{1}{\text{time period}}$$

$$f = \frac{1}{T}$$

$$\text{power} = \frac{\text{work done}}{\text{time taken}}$$

$$P = \frac{W}{t}$$

$$\text{power} = \frac{\text{energy transferred}}{\text{time taken}}$$

$$P = \frac{W}{t}$$

$$\text{orbital speed} = \frac{2\pi \times \text{orbital radius}}{\text{time period}}$$

$$v = \frac{2 \times \pi \times r}{T}$$

(final speed)² = (initial speed)² + (2 \times acceleration \times distance moved)

$$v^2 = u^2 + (2 \times a \times s)$$

pressure \times volume = constant

$$p_1 \times V_1 = p_2 \times V_2$$

$$\frac{\text{pressure}}{\text{temperature}} = \text{constant}$$

$$\frac{p_1}{T_1} = \frac{p_2}{T_2}$$

$$\text{force} = \frac{\text{change in momentum}}{\text{time taken}}$$

$$F = \frac{(mv - mu)}{t}$$

$$\frac{\text{change of wavelength}}{\text{wavelength}} = \frac{\text{velocity of a galaxy}}{\text{speed of light}}$$

$$\frac{\lambda - \lambda_0}{\lambda_0} = \frac{\Delta\lambda}{\lambda_0} = \frac{v}{c}$$

change in thermal energy = mass \times specific heat capacity \times change in temperature

$$\Delta Q = m \times c \times \Delta T$$

Where necessary, assume the acceleration of free fall, $g = 10 \text{ m/s}^2$.

DO NOT WRITE IN THIS AREA

DO NOT WRITE IN THIS AREA

DO NOT WRITE IN THIS AREA



DO NOT WRITE IN THIS AREA

DO NOT WRITE IN THIS AREA

DO NOT WRITE IN THIS AREA

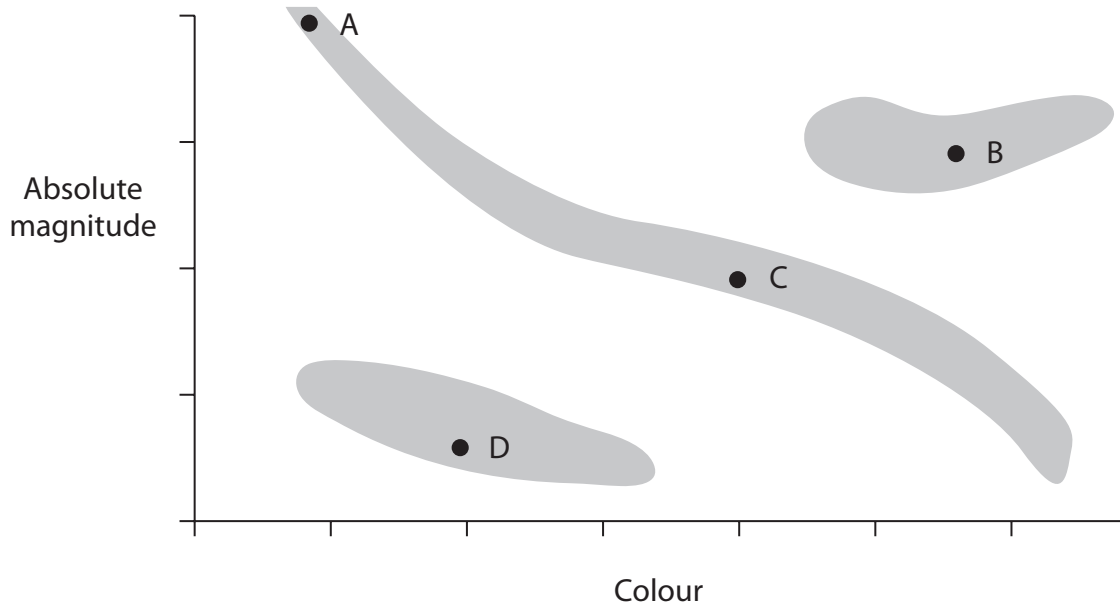
BLANK PAGE



Answer ALL questions.

Some questions must be answered with a cross in a box ☒. If you change your mind about an answer, put a line through the box ☒ and then mark your new answer with a cross ☒.

1 The Hertzsprung–Russell diagram shows stars classified into different regions.



(a) The boxes give four points, A, B, C and D, and four star classifications.

Draw lines connecting each point to the correct star classification.

(4)

Point

Star classification

A

star similar to the Sun

B

white dwarf

C

red giant

D

very bright blue star



(b) Describe what is meant by the term **absolute magnitude**.

(2)

.....

.....

.....

.....

(Total for Question 1 = 6 marks)

DO NOT WRITE IN THIS AREA

DO NOT WRITE IN THIS AREA

DO NOT WRITE IN THIS AREA



2 (a) Describe an investigation to determine the speed of sound.

You may draw a diagram to help your answer.

(5)

Area with horizontal dotted lines for writing the answer.

DO NOT WRITE IN THIS AREA

DO NOT WRITE IN THIS AREA

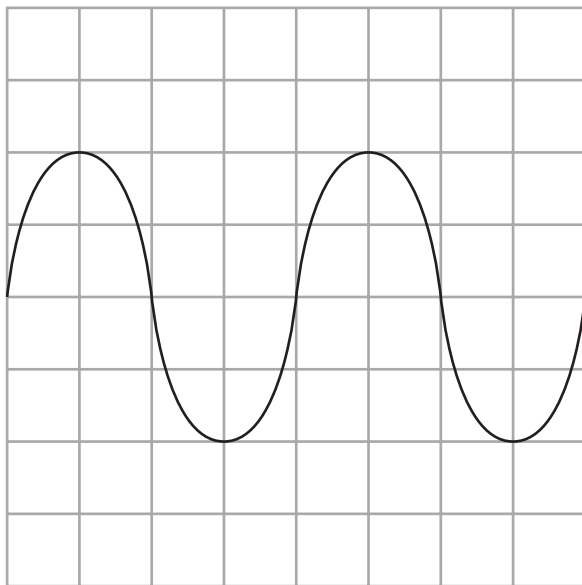
DO NOT WRITE IN THIS AREA



(b) A microphone is connected to an oscilloscope.

A sound is detected by the microphone.

The diagram shows the oscilloscope trace.



Oscilloscope settings

y direction: 1 square = 0.1 V

x direction: 1 square = 5.0 ms

(i) Determine the period of the sound wave.

(3)

period = s

(ii) Calculate the frequency of the sound wave.

(2)

frequency = Hz

(Total for Question 2 = 10 marks)



3 The SPS is a particle accelerator in Geneva.

The SPS can accelerate sulfur particles to speeds almost as fast as the speed of light.

(a) Neutral sulfur particles can become positively charged sulfur particles.

Describe the difference between a neutral sulfur particle and a positively charged sulfur particle.

(2)

(b) Diagram 1 shows a section of the SPS.

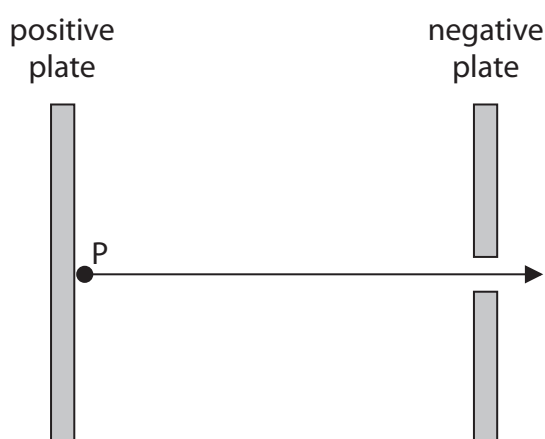


Diagram 1

Positively charged sulfur particles are introduced at point P and accelerate to the right.

Explain why the positively charged sulfur particles accelerate.

(2)



(c) The sulfur particles enter a large tube and complete a circular orbit.

Diagram 2 shows a sulfur particle, travelling with velocity v , in the tube.

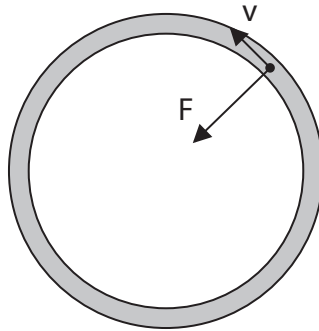


Diagram 2

(i) A magnetic force acts on the positively charged sulfur particle.

This force makes the particle travel in a circle.

The force is labelled F .

Use the left-hand rule to determine the direction of the applied magnetic field.

(1)

- A** ↘ opposite to the direction of the velocity
- B** ↙ along direction of force
- C** ⊙ out of the page
- D** ⊗ into the page

(ii) The tube has a radius of 1.1 km and the sulfur particle has an orbital speed of 2.9×10^8 m/s.

Calculate the orbital period of the sulfur particle.

(3)

orbital period = s

(Total for Question 3 = 8 marks)



4 A student heats a sample of water.

The student measures the temperature of the sample of water during heating.

(a) The sample of water has a mass of 0.45 kg.

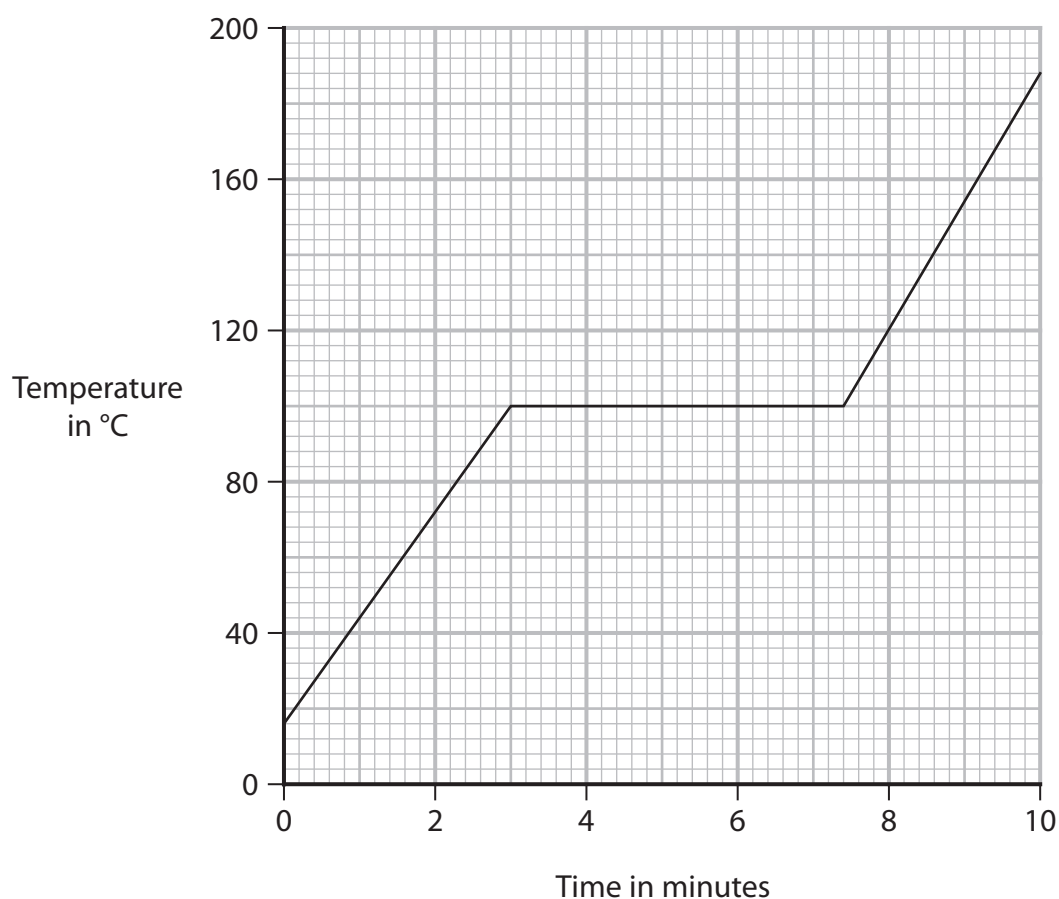
Calculate the energy required to increase the temperature of the water from 16°C to 100°C.

[specific heat capacity of water = 4200 J/kg °C]

(3)

energy = J

(b) The diagram shows the temperature-time graph for the sample of water.



- (i) Use the graph to determine the time taken from when the water started to boil to when the water stopped boiling. (1)

time taken = minutes

- (ii) The heater used to heat the water has a power rating of 2200W.
Calculate the energy required to boil all of the water. (3)

energy = J

- (c) Give a reason why the liquid water should be stirred during the heating. (1)

.....
.....

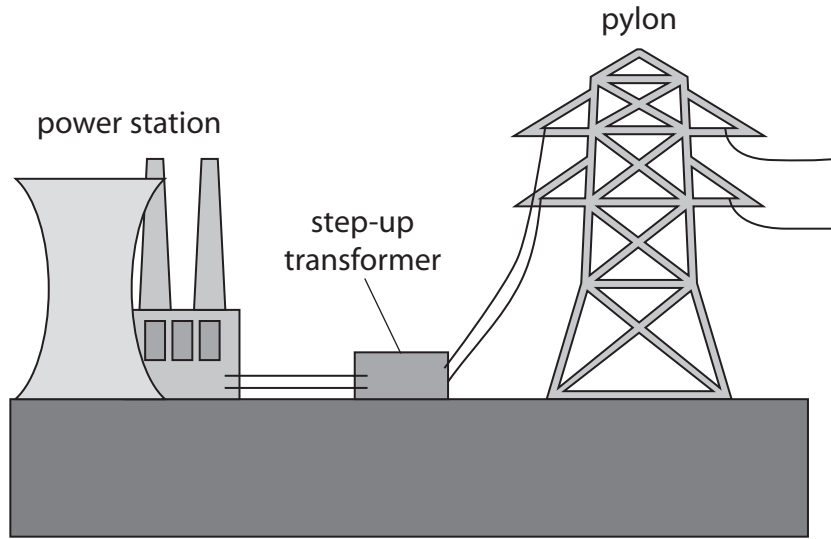
- (d) When water boils, the liquid water becomes a gas called steam.
Describe the changes in arrangement and motion of the molecules in liquid water and the molecules in steam. (4)

.....
.....
.....
.....
.....
.....
.....
.....
.....
.....
.....

(Total for Question 4 = 12 marks)



5 The diagram shows part of the National Grid.



- (a) There is a step-up transformer at the power station end of a transmission line and a step-down transformer at a distant town.

Explain why step-up transformers and step-down transformers are used in this way.

(4)

.....

.....

.....

.....

.....

.....

.....

.....

.....

.....

.....

.....

.....

.....

.....

.....

.....

.....

.....

.....

.....

.....

DO NOT WRITE IN THIS AREA

DO NOT WRITE IN THIS AREA

DO NOT WRITE IN THIS AREA



DO NOT WRITE IN THIS AREA

DO NOT WRITE IN THIS AREA

DO NOT WRITE IN THIS AREA

(b) (i) State the formula linking the input voltage, the output voltage and the turns ratio for a transformer.

(1)

(ii) The primary coil on a step-up transformer has 3300 turns.

Calculate the number of turns required on the transformer's secondary coil to step up the voltage from 15 kV to 340 kV.

(3)

number of turns =



(c) Transformers in the National Grid have efficiencies less than 100%.

- (i) Suggest which energy store of the transformer increases as a result of the efficiency being less than 100%.

(1)

- (ii) The iron core of a transformer is an electrical conductor.

When the transformer is in use, the primary coil causes a changing magnetic field in the iron core. This causes a small current to be induced in the core.

Explain how a current is induced in the core of the transformer.

(3)

(Total for Question 5 = 12 marks)



DO NOT WRITE IN THIS AREA

DO NOT WRITE IN THIS AREA

DO NOT WRITE IN THIS AREA

BLANK PAGE



P 7 0 9 5 4 A 0 1 5 2 4

6 The refractive index, n , of a material can be calculated using this formula.

$$n = \frac{\sin(i)}{\sin(r)}$$

(a) A student uses this method to determine the refractive index of a material.

- draw around a semi-circular block of material
- shine a light ray towards the centre of the straight edge of the semi-circular block
- use a pencil and a ruler to mark the positions of the incident ray and the refracted ray
- remove the block
- draw a normal where the ray was incident on the block
- measure the angle of incidence and angle of refraction
- calculate the refractive index using the formula

Repeat the method for different angles of incidence.

(i) Name the independent variable in this investigation.

(1)

(ii) The table shows the student's results for an angle of incidence of 40° .

Angle of refraction 1 ($^\circ$)	Angle of refraction 2 ($^\circ$)	Angle of refraction 3 ($^\circ$)
22	23	67

Calculate the mean value for the angle of refraction.

(2)

mean angle = degrees



(iii) Describe how the student could improve their method to get a more accurate value for the refractive index.

(2)

.....

.....

.....

.....

(b) Diagram 1 shows a ray of light refracted by a transparent block of material.

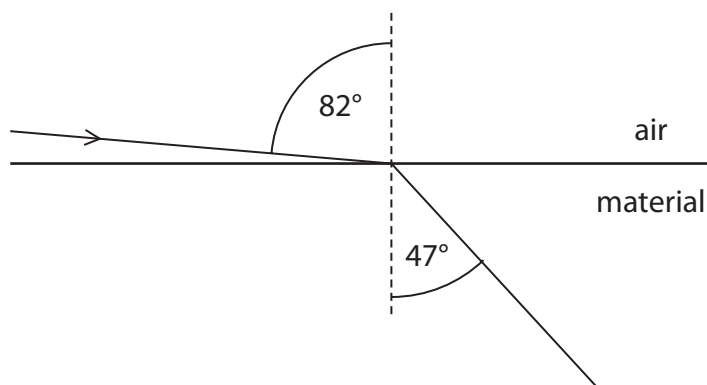


Diagram 1

(i) Calculate the refractive index of this material.

(2)

refractive index =

DO NOT WRITE IN THIS AREA

DO NOT WRITE IN THIS AREA

DO NOT WRITE IN THIS AREA



P 7 0 9 5 4 A 0 1 7 2 4

(ii) State the formula linking critical angle and refractive index. (1)

(iii) The refractive index of a different material is 1.7
Calculate the critical angle of this material. (2)

critical angle = degrees

(c) Diagram 2 shows a ray of light travelling through an optical fibre.

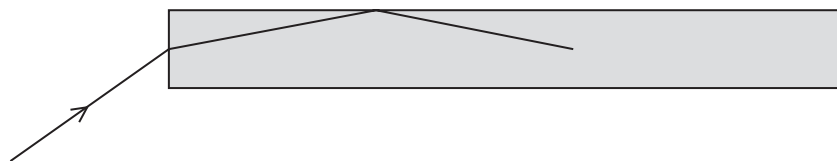


Diagram 2

The optical fibre is made of a material with a refractive index of 1.7

Explain the path of the ray in the optical fibre. (2)

.....

.....

.....

.....

.....

.....

.....

(Total for Question 6 = 12 marks)



DO NOT WRITE IN THIS AREA

DO NOT WRITE IN THIS AREA

DO NOT WRITE IN THIS AREA

BLANK PAGE



P 7 0 9 5 4 A 0 1 9 2 4

7 Diagram 1 shows a gate fitted with a spring mechanism.

The spring mechanism shuts the gate automatically.

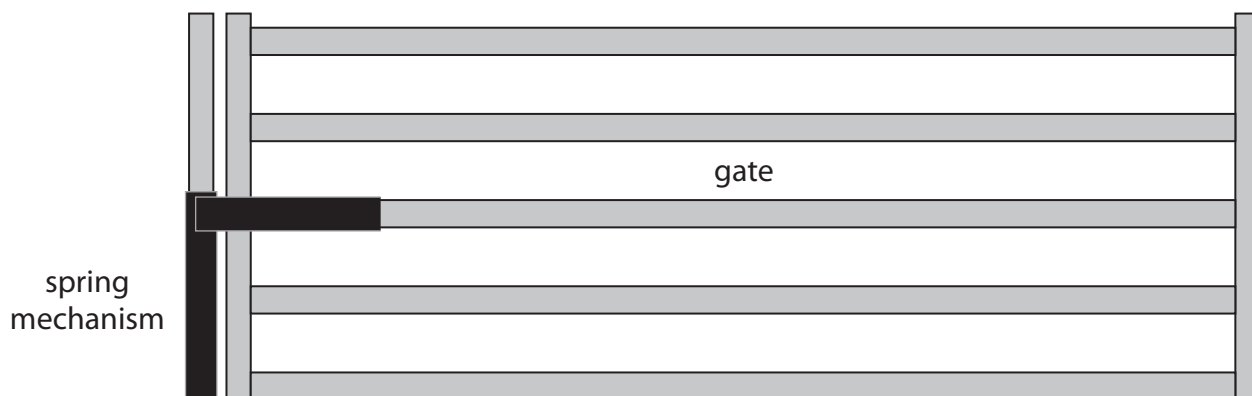
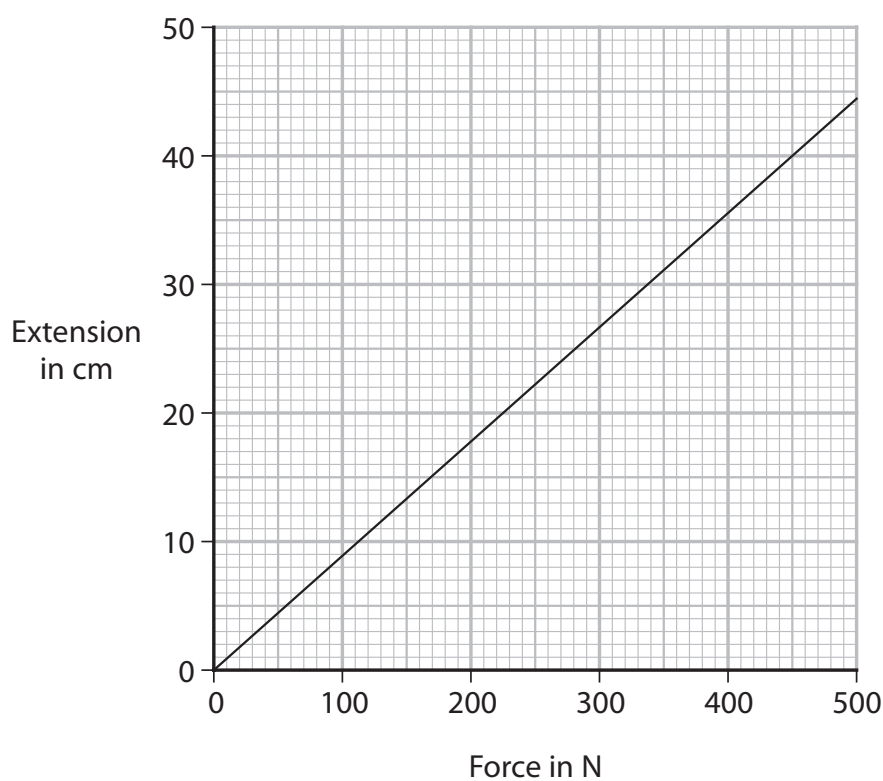


Diagram 1

(a) The graph shows some data from an investigation into how the extension of the spring changes with an increasing force.



Describe the relationship shown by the graph.

(2)

.....

.....

.....

.....



(b) Diagram 2 shows the gate viewed from above.

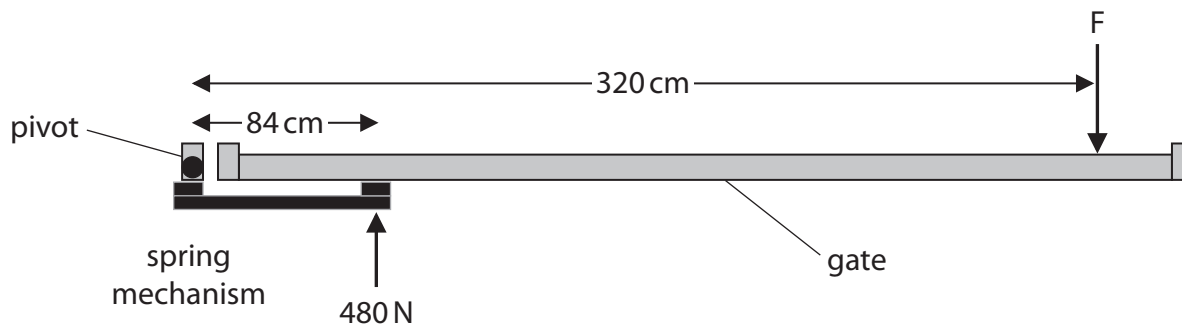


Diagram 2

The force the spring exerts on the gate is 480 N.

Show that the moment of the force the spring exerts on the gate is about 400 Nm.

(2)

(c) The force, F , is the minimum force needed to start opening the gate.

Calculate the magnitude of force F .

(4)

force $F = \dots\dots\dots$ N

(d) The spring is removed for testing.

Explain what will happen to the spring if the force applied to extend the spring is too large.

(2)

.....

.....

.....

.....

(Total for Question 7 = 10 marks)

TOTAL FOR PAPER = 70 MARKS



DO NOT WRITE IN THIS AREA

DO NOT WRITE IN THIS AREA

DO NOT WRITE IN THIS AREA

BLANK PAGE



DO NOT WRITE IN THIS AREA

DO NOT WRITE IN THIS AREA

DO NOT WRITE IN THIS AREA

BLANK PAGE



P 7 0 9 5 4 A 0 2 3 2 4

DO NOT WRITE IN THIS AREA

DO NOT WRITE IN THIS AREA

DO NOT WRITE IN THIS AREA

BLANK PAGE

