

Write your name here

Surname

Other names

**Pearson Edexcel**  
**International GCSE**

Centre Number

--	--	--	--	--	--

Candidate Number

--	--	--	--	--

# Further Pure Mathematics

## Paper 2

Monday 22 January 2018 – Morning  
**Time: 2 hours**

Paper Reference

**4PM0/02**

**Calculators may be used.**

Total Marks

### Instructions

- Use **black** ink or ball-point pen.
- **Fill in the boxes** at the top of this page with your name, centre number and candidate number.
- Answer **all** questions.
- Without sufficient working, correct answers may be awarded no marks.
- Answer the questions in the spaces provided  
– *there may be more space than you need.*

### Information

- The total mark for this paper is 100.
- The marks for **each** question are shown in brackets  
– *use this as a guide as to how much time to spend on each question.*

### Advice

- Read each question carefully before you start to answer it.
- Check your answers if you have time at the end.

Turn over ►

P53292A

©2018 Pearson Education Ltd.

1/1/1/



Pearson

Answer all ELEVEN questions.

Write your answers in the spaces provided.

You must write down all the stages in your working.

1

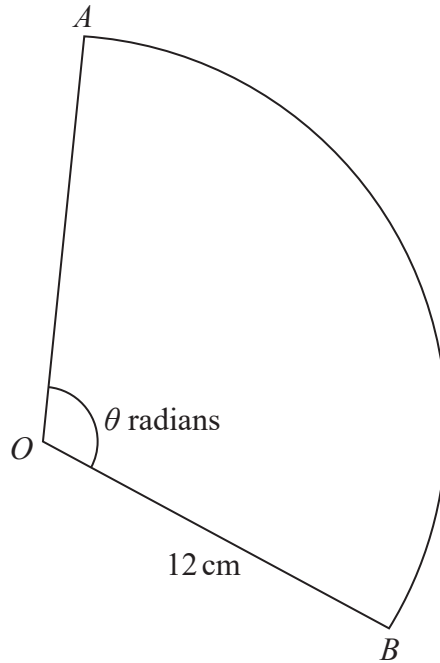


Diagram NOT accurately drawn

Figure 1

Figure 1 shows the sector  $AOB$  of a circle with centre  $O$  and radius 12 cm. The angle  $AOB$  is  $\theta$  radians and the area of the sector is  $192 \text{ cm}^2$

Calculate

- (a) the value of  $\theta$ , (2)
  
- (b) the length, in cm, of the arc  $AB$ . (2)

.....

.....

.....

.....

.....

.....

.....

.....

2



DO NOT WRITE IN THIS AREA

DO NOT WRITE IN THIS AREA

DO NOT WRITE IN THIS AREA

**Question 1 continued**

DO NOT WRITE IN THIS AREA

DO NOT WRITE IN THIS AREA

DO NOT WRITE IN THIS AREA

Handwriting practice area with 28 horizontal dotted lines.

**(Total for Question 1 is 4 marks)**



2 (a) Show that  $\sum_{r=1}^n (3r + 2) = \frac{n}{2} (7 + 3n)$  (2)

(b) Hence, or otherwise, evaluate  $\sum_{r=10}^{20} (3r + 2)$  (3)

DO NOT WRITE IN THIS AREA

DO NOT WRITE IN THIS AREA

DO NOT WRITE IN THIS AREA



**Question 2 continued**

DO NOT WRITE IN THIS AREA

DO NOT WRITE IN THIS AREA

DO NOT WRITE IN THIS AREA

Handwriting practice area with 20 horizontal dotted lines.

**(Total for Question 2 is 5 marks)**





**Question 3 continued**

DO NOT WRITE IN THIS AREA

DO NOT WRITE IN THIS AREA

DO NOT WRITE IN THIS AREA

Handwriting practice area with horizontal dotted lines.

**(Total for Question 3 is 5 marks)**







**Question 4 continued**

DO NOT WRITE IN THIS AREA

DO NOT WRITE IN THIS AREA

DO NOT WRITE IN THIS AREA

Area with horizontal dotted lines for writing.

**(Total for Question 4 is 6 marks)**





**Question 5 continued**

DO NOT WRITE IN THIS AREA

DO NOT WRITE IN THIS AREA

DO NOT WRITE IN THIS AREA

Area with horizontal dotted lines for writing.

**(Total for Question 5 is 7 marks)**



P 5 3 2 9 2 A 0 1 1 3 6

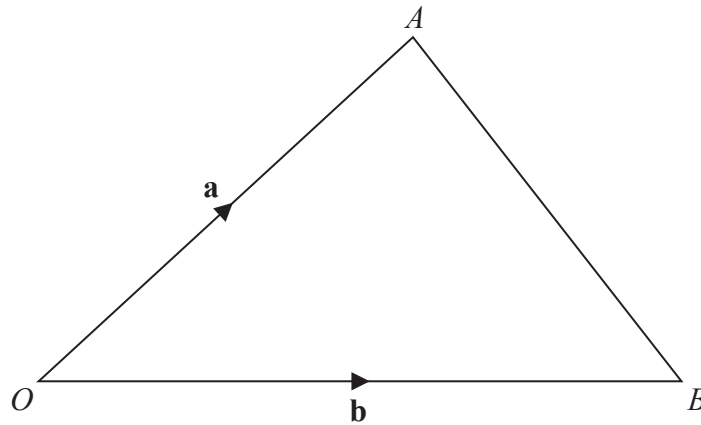


Diagram **NOT**  
accurately drawn

Figure 3

Figure 3 shows the triangle  $OAB$  with  $\vec{OA} = \mathbf{a}$  and  $\vec{OB} = \mathbf{b}$ .

(a) Find  $\vec{AB}$  in terms of  $\mathbf{a}$  and  $\mathbf{b}$ .

(1)

The point  $P$  is such that  $\vec{OP} = \frac{3}{4}\vec{OA}$ , and the point  $Q$  is the midpoint of  $AB$ .

(b) Find  $\vec{PQ}$  as a simplified expression in terms of  $\mathbf{a}$  and  $\mathbf{b}$ .

(2)

The point  $R$  is such that  $PQR$  and  $OBR$  are straight lines where

$$\vec{QR} = \mu\vec{PQ} \quad \text{and} \quad \vec{BR} = \lambda\vec{OB}$$

(c) Express  $\vec{QR}$  in terms of

(i)  $\mathbf{a}$ ,  $\mathbf{b}$  and  $\mu$

(ii)  $\mathbf{a}$ ,  $\mathbf{b}$  and  $\lambda$

(3)

(d) Hence find the value of

(i)  $\mu$

(ii)  $\lambda$

(4)



Question 6 continued

DO NOT WRITE IN THIS AREA

DO NOT WRITE IN THIS AREA

DO NOT WRITE IN THIS AREA

Area with horizontal dotted lines for writing.



P 5 3 2 9 2 A 0 1 3 3 6

**Question 6 continued**

Handwriting practice area consisting of 25 horizontal dotted lines.

DO NOT WRITE IN THIS AREA

DO NOT WRITE IN THIS AREA

DO NOT WRITE IN THIS AREA



**Question 6 continued**

DO NOT WRITE IN THIS AREA

DO NOT WRITE IN THIS AREA

DO NOT WRITE IN THIS AREA

Area with horizontal dotted lines for writing.

**(Total for Question 6 is 10 marks)**







**Question 7 continued**

DO NOT WRITE IN THIS AREA

DO NOT WRITE IN THIS AREA

DO NOT WRITE IN THIS AREA

Area with horizontal dotted lines for writing.



P 5 3 2 9 2 A 0 1 7 3 6

**Question 7 continued**

Handwriting practice area with 25 horizontal dotted lines.

DO NOT WRITE IN THIS AREA

DO NOT WRITE IN THIS AREA

DO NOT WRITE IN THIS AREA



**Question 7 continued**

DO NOT WRITE IN THIS AREA

DO NOT WRITE IN THIS AREA

DO NOT WRITE IN THIS AREA

Handwriting practice area consisting of 20 horizontal dotted lines.

**(Total for Question 7 is 11 marks)**



P 5 3 2 9 2 A 0 1 9 3 6



Question 8 continued

DO NOT WRITE IN THIS AREA

DO NOT WRITE IN THIS AREA

DO NOT WRITE IN THIS AREA

Area with horizontal dotted lines for writing.



**Question 8 continued**

Handwriting practice area with 25 horizontal dotted lines.

DO NOT WRITE IN THIS AREA

DO NOT WRITE IN THIS AREA

DO NOT WRITE IN THIS AREA



**Question 8 continued**

DO NOT WRITE IN THIS AREA

DO NOT WRITE IN THIS AREA

DO NOT WRITE IN THIS AREA

Area with horizontal dotted lines for writing.

**(Total for Question 8 is 11 marks)**



P 5 3 2 9 2 A 0 2 3 3 6

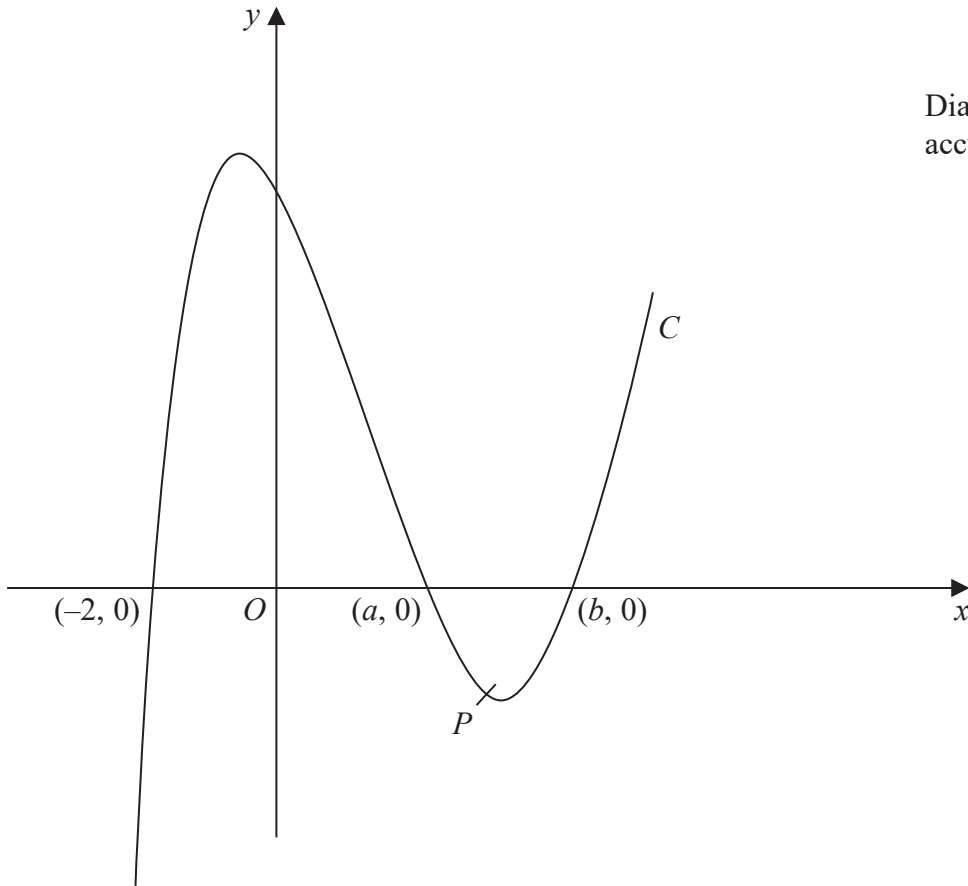


Diagram NOT accurately drawn

**Figure 5**

Figure 5 shows the curve  $C$  with equation  $y = x^3 - 2x^2 - 5x + 6$

The curve  $C$  crosses the  $x$ -axis at the points with coordinates  $(-2, 0)$ ,  $(a, 0)$  and  $(b, 0)$

(a) (i) Show that  $a = 1$

(ii) Find the value of  $b$ .

(4)

The point  $P$  on  $C$  has  $x$  coordinate 2 and the line  $l$  is the tangent to  $C$  at  $P$ .

(b) Show that  $l$  crosses the  $x$ -axis at the point with coordinates  $(-2, 0)$

(6)

(c) Use algebraic integration to find the exact area of the finite region bounded by  $C$  and  $l$ .

(4)

.....

.....

.....

.....

.....

DO NOT WRITE IN THIS AREA

DO NOT WRITE IN THIS AREA

DO NOT WRITE IN THIS AREA





Question 9 continued

DO NOT WRITE IN THIS AREA

DO NOT WRITE IN THIS AREA

DO NOT WRITE IN THIS AREA

Area with horizontal dotted lines for writing.



**Question 9 continued**

Handwriting practice area with 25 horizontal dotted lines.

DO NOT WRITE IN THIS AREA

DO NOT WRITE IN THIS AREA

DO NOT WRITE IN THIS AREA



**Question 9 continued**

DO NOT WRITE IN THIS AREA

DO NOT WRITE IN THIS AREA

DO NOT WRITE IN THIS AREA

Area with horizontal dotted lines for writing.

**(Total for Question 9 is 14 marks)**



P 5 3 2 9 2 A 0 2 7 3 6



**Question 10 continued**

DO NOT WRITE IN THIS AREA

DO NOT WRITE IN THIS AREA

DO NOT WRITE IN THIS AREA

Area with horizontal dotted lines for writing.



P 5 3 2 9 2 A 0 2 9 3 6

**Question 10 continued**

Handwriting practice area with 25 horizontal dotted lines.

DO NOT WRITE IN THIS AREA

DO NOT WRITE IN THIS AREA

DO NOT WRITE IN THIS AREA



**Question 10 continued**

DO NOT WRITE IN THIS AREA

DO NOT WRITE IN THIS AREA

DO NOT WRITE IN THIS AREA

Area with horizontal dotted lines for writing.

**(Total for Question 10 is 15 marks)**



P 5 3 2 9 2 A 0 3 1 3 6

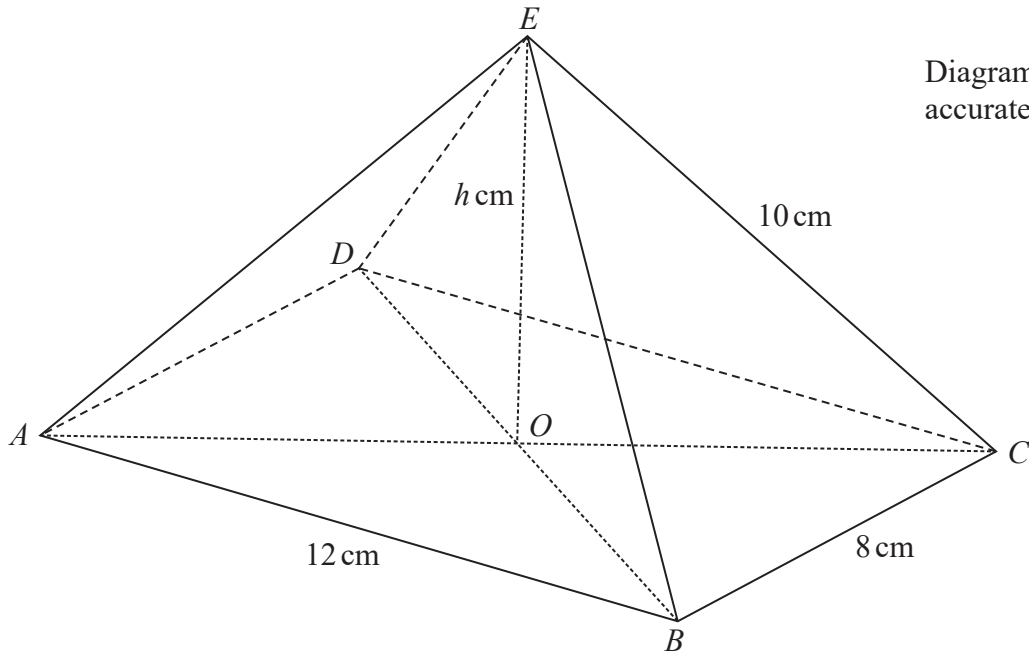


Diagram NOT accurately drawn

Figure 6

A pyramid with a rectangular base  $ABCD$  and vertex  $E$  is shown in Figure 6.

The rectangular base is horizontal with  $AB = 12$  cm and  $BC = 8$  cm.

The diagonals of the base intersect at the point  $O$ .

The vertex  $E$  of the pyramid is vertically above  $O$ .

The height of the pyramid is  $h$  cm and  $AE = BE = CE = DE = 10$  cm.

(a) Show that  $h = 4\sqrt{3}$  (3)

(b) Find, in degrees to 1 decimal place, the size of angle  $OCE$ . (2)

The angle between  $OE$  and the plane  $CBE$  is  $\theta^\circ$

(c) Show that  $\cos \theta^\circ = \frac{2\sqrt{7}}{7}$  (3)

The point  $P$  is the midpoint of  $BE$  and the point  $Q$  is the midpoint of  $CE$ .

(d) Find, in degrees to 1 decimal place, the size of the angle between the plane  $OPQ$  and the plane  $EPQ$ . (4)

DO NOT WRITE IN THIS AREA

DO NOT WRITE IN THIS AREA

DO NOT WRITE IN THIS AREA





**Question 11 continued**

DO NOT WRITE IN THIS AREA

DO NOT WRITE IN THIS AREA

DO NOT WRITE IN THIS AREA

Area with horizontal dotted lines for writing.



P 5 3 2 9 2 A 0 3 3 3 6

**Question 11 continued**

Handwriting practice area consisting of 25 horizontal dotted lines for writing.

DO NOT WRITE IN THIS AREA

DO NOT WRITE IN THIS AREA

DO NOT WRITE IN THIS AREA



**Question 11 continued**

DO NOT WRITE IN THIS AREA

DO NOT WRITE IN THIS AREA

DO NOT WRITE IN THIS AREA

Area with horizontal dotted lines for writing.



P 5 3 2 9 2 A 0 3 5 3 6

**Question 11 continued**

Area with horizontal dotted lines for writing.

**(Total for Question 11 is 12 marks)**

**TOTAL FOR PAPER IS 100 MARKS**

DO NOT WRITE IN THIS AREA

DO NOT WRITE IN THIS AREA

DO NOT WRITE IN THIS AREA

