

Component 2 Three-dimensional Design

Standard Mark = 64 marks

Performance Band 6: Exceptional

	AO1	AO2	AO3	AO4
Mark	16	16	16	16
Performance Band	6	6	6	6
	Just exceptional ability	Just exceptional ability	Just exceptional ability	Just exceptional ability

Keywords from the taxonomy:

Inspired, Highly Skilled, Unexpected

Examiner Commentary

Presentation of work:

This Three-dimensional Design submission is mainly ceramics. The candidate has clearly spent a lot of time preparing clay and glazing work, hence the succinct and focussed presentation. This advanced and comprehensive submission is skilfully presented and expertly photographed to evidence the work at its best. The line of enquiry is concise, and the evidence has been carefully selected for each slide. The measurement of each piece of ceramic work noted on the slides is very helpful to get an indication of the scale of each piece. Clear labelling and the typed annotation, along with the overall presentation, make the submission accessible and exciting.

Where the examiner found the evidence for the mark breakdown:

AO1 Develop: The candidate immediately starts to explore three-dimensional techniques in ceramics, demonstrating exceptional understanding of three-dimensional visual language. The ideas development is an unexpected and personal response to the theme 'Protect'. The line of enquiry is articulately expressed within the annotation, and the historical and contextual sources used to inspire the candidate's responses are purposeful and meaningful.

AO2 Refine: The ceramics and papier mâché work is highly skilled and indicates that the candidate is comfortable taking risks with both ideas and technical processes. Judicious selection of relevant materials has led to a range of fully resolved personal responses.

Examiner Commentary

Where the examiner found the evidence for the mark breakdown (continued):

AO3 Record: Throughout the submission, ideas and ‘things seen’ are masterfully observed - both two-dimensionally and three-dimensionally. The strength within this submission is the candidate’s ability to model clay and apply ceramic glazes to achieve their intentions.

AO4 Present: The 10-hour period of sustained focus realisation is a culmination of the ideas explored within the preparatory work and shows an exceptional understanding of the materials and techniques used. The ideas explored come together to enable the candidate to achieve a meaningful and personal response.

How the candidate could improve:

In order for the submission to move more securely into mark band 6, Exceptional ability, the candidate could demonstrate greater evidence of experimentation and planning using maquettes.

To me, scarves or turbans both symbolize protection. They can shield oneself from the cold, and in Muslim culture, Hijabs serves as a protection of women from potential harm or harassment. They also offer the wearer a degree of privacy. Initially, I completed a pencil sketch to investigate how to convey the form of the fabric, and the form of the facial features, which are quite different. For my first ceramic test, I glazed the head scarf in a green stoneware celadon glaze, as this colour has peaceful and safe connotations that reinforce the theme of protection. The sketch below explores the 3D folds and form of fabric in preparation for the ceramic response.



Stoneware clay, celadon glaze, H 22cm

Cinnamon hill studio



Graphite & Color Pencil Sketch, A4

PROTECT- INITIAL INVESTIGATIONS



I wanted to explore and capture the 3-dimensional form of the fabric also the different qualities of skin and fabric

Media tests & development 1 & 2

Porcelain clay, Gauche, H 18cm



Practical to explore books as shelter




I then explored the concept being immersed or lost in a story, as books offer a place of escapism. I made a paper mache face mask to explore different materials. I curved and folded the pages to create a feeling of animation, as I wanted the book to feel as if it is alive. I carefully positioned the pages and folds of the book to explore the use of 'line' in an interesting and 'rhythmic' way.

My project has developed using a range of media for drawing including sketches, 3D models, maquettes and photography. This has helped me visualize my idea development in 3D.

Fairy tales could also form a firm protection against crude reality. The practical piece on the left creates a surreal, magical, and fantastical story of midget figures protected inside a book. The young child hides himself under the cover of the pages, as the adult figure seems to be trying to find his young innocence that has been hidden in a book – either in a story tale or in their journal, safe and well protected.

Paper Mache



Practical to explore hiding in books

Primary research and ceramic response



My photograph

Primary Research Photograph

Diaries represent a symbolic and emotional protection. Many people choose to express their secrets and inner thoughts within diaries, it shelters and secures them. Based on this idea, I took the image (above) to represent a person being within the pages of their diary. The ceramic piece centre is a response to this idea. I am pleased that it captures both the ceramic qualities of the clay and copper oxide on the pages, and the realistic qualities of the the eye and hand with underglaze colours. The fingers and the figures' vision demonstrate the trepidation towards the external world. The use of underglaze for the figurative features creates a more striking impression. I also did tests to experiment with carved writing to make the ceramic pages more realistic and more organic with ripped edges.

Stoneware clay, glazed



Practical to explore diaries H 32cm


A Diary is a sacred place, it's where you can be yourself and seen.

Sgraffito decoration
copper oxide

It's a place to hide secrets, to express yourself and be free.

Stoneware test –
black clay white slip
sgraffito decoration

Carved writing on
ceramic slabs /



Nino Orlandi

Exam final development

Porcelain inside & Stoneware clay outside, glazed



Practical to explore masks 29cm



Stoneware Raku


I further developed the idea of the diary as a place of protection. However, there is an interesting paradox, if the diary is read by another person, you can be left exposed and vulnerable. The diary is no longer offering protection. The eyes placed on the ceramic pages will represent the window into the writers private and most personal thoughts that can be accessed if read by another. I made a practical test above right to explore the form and the way the pages will be created in clay during the exam.

Paper installation



Practical to develop the form for the exam piece

White pencil, pen, black paper A4



Exam – Final Outcome

Stoneware clay, underglaze colours,
copper oxide. Width 34cm

