

Component 2 Textile Design

Standard Mark = 57 marks

Performance Band 5: Confident and Assured

	AO1	AO2	AO3	AO4
Mark	15	15	14	13
Performance Band	5	5	5	5
	Fully confident & assured	Fully confident & assured	Mostly confident & assured	Just confident & assured

Keywords from the taxonomy:

Risk-taking, Comprehensive, Exciting, In-depth, Advanced

Examiner Commentary

Presentation of work:

The submission has been clearly photographed and labelled. The Externally Set Assignment theme 'Protect' is explored through a series of contextual investigations that demonstrate the candidate's intent. There is a focused and exciting line of enquiry where the candidate has provided purposeful evidence for all assessment objectives. The ability to experiment with textile techniques and processes is a strength throughout the submission. The photograph of the 10-hour period of sustained focus realisation provides visual information about the three-dimensional qualities of the final garment and its surface texture.

Where the examiner found the evidence for the mark breakdown:

AO1 Develop: The development of ideas is focused and effective throughout. The candidate has evidenced a cohesive line of enquiry by investigating relevant contextual sources and using them to inform their practical experimentation and final realisation. The contextual links are purposeful and inspire the candidate's designs and ideas.

AO2 Refine: Experimentation with a wide range of appropriate materials and processes is a strength throughout the submission. The candidate has selected and comprehensively explored a range of textile techniques, culminating in a refined and resolved outcome in which the candidate has taken risks to achieve innovative work.

Examiner Commentary

Where the examiner found the evidence for the mark breakdown (continued):

AO3 Record: The candidate uses a range of materials and techniques to draw things from both primary and secondary sources. Most of the observational work is inspired by contextual links. The investigations inform the development of ideas for the candidate's final designs. Insights and intentions are annotated in a thoughtful and meaningful way.

AO4 Present: Ideas and experimentation come together and inform a comprehensive and innovative design for a constructed textile outcome during the 10-hour period of sustained focus. The candidate has made and embellished a textile garment, demonstrating that they are able to use a range of textile techniques and processes skilfully and confidently. Elements of this submission demonstrate an advanced understanding of the visual language associated with Textile Design.


How the candidate could improve:

For the submission to move the top of mark band 5, Confident and Assured ability, the candidate could demonstrate greater evidence of analysis and refinement of relevant visual language and technical processes.

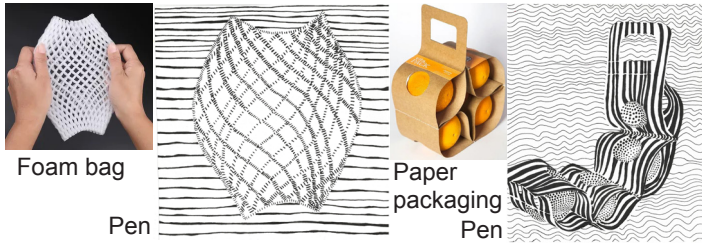
Protect-Object

Packaging

Artist Research-Bridget Riley



I learned from OP artist Bridget Riley, who used black and white visual dynamic effects in many of her works to explore the human eye's perceptual interaction with light and shade, color, line and shape. I also used this method to create two works.




Foam bag

Pen

Paper packaging

Pen



Plastics

Watercolor and colored pencils

Air bag



armbands

swim ring

Anti-collision bag

life jacket



I drew an inflatable sofa using watercolor, colored lead, acrylic, and soft pastels.

Process



I have also learned to make some prioritized collections to express the protection of the human body. And I drew it down.

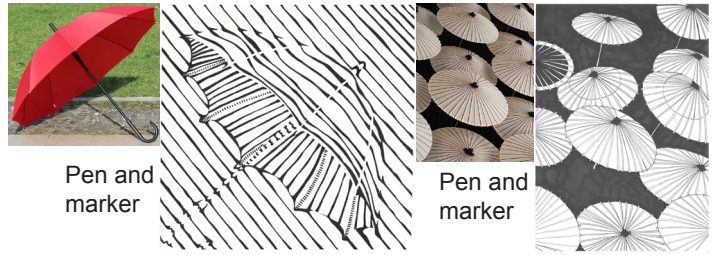


Artist Research - Caren Ginsberg



I have learned from Mixed Media artist Caren Ginsberg, who has a unique expression of characters, faces, features and expressions, and expresses her inner feelings by creating multi-level visual impact.

Umbrella




Pen and marker

Pen and marker

Artist Research-Andy Warhol



I learned Andy Warhol's Pop Art style, silkscreen method, and vibrant colors.



I created these pictures using Adobe Photoshop.

Mixed Media Collage

Artist Research-Julia Couzens





I studied the artist Julia Couzens, who works in a mix of forms in disciplines such as craft, abstract painting and sculpture based on the structure of textiles, reflecting imperfect beauty and unapologetic flaws.



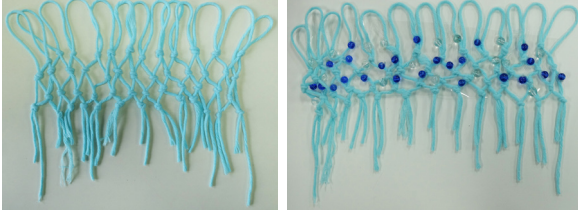
Process




Development 1



Process



Process




Development 2

Process



I used a hot air gun to blow TPU.

Colour Research-Chris Crossen




I learned about the rich colors and transparent texture of Chris Crossen's works.




Watercolor and colored pencils

Process




Process




Development 3

Process



Artist Research-Annahepler



After studying her works, I came up with the idea of airbag protection and conducted experiments in the form of bubbles.

Process




Artist Research-Nora Fok



I learned from the artist Nora Fok, who does not rely on any mechanical equipment and completes her works purely by hand, expressing the mysterious magic with natural, systematic and orderly methods. I also learned the aesthetic sense of orderly arrangement of bubble elements.

Process



Process




Development 4

Process



I used the silkscreen method to print umbrellas.



Further Development 1

Draping



Further Development 2



Further Development 3



Final
Work
Process



Final Work

