

# Photography

**Candidate B**

**30 marks were awarded.**

**Level 3**

**Emerging Competent Ability**

**Knowledge, understanding and skills are generally adequate but safe.**

## Examiner commentary

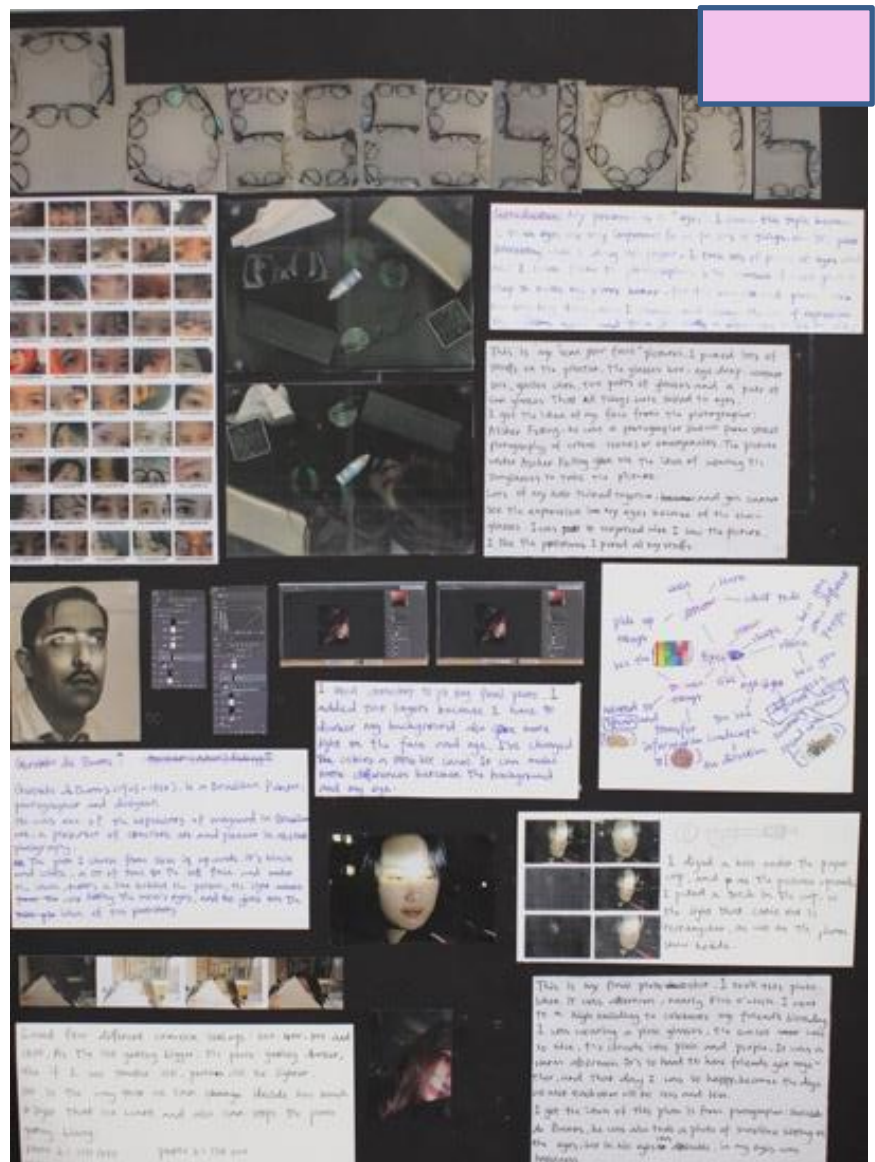
The candidate was awarded **30** marks.

### **Keyword descriptors from the taxonomy: Adequate, Repetitive, Predictable**

- The candidate demonstrates mostly emerging competent ability in the development of their own ideas and critical understanding, and the sources which have informed them.
- They refine their work at mostly emerging competent ability level through the exploration of ideas and reflection.
- They record ideas relevant to intentions at just emerging competent ability level.
- They present a final outcome which realises their intentions and demonstrates a just emerging competent ability level.
- To gain full marks in performance band three, the candidate's approach would need to be more reflective, broadening and intentional.

<b>AO</b>	<b>Marks</b>	<b>Performance Band</b>
AO1	8	Mostly Emerging Competent ability
AO2	8	Mostly Emerging Competent ability
AO3	7	Just Emerging Competent ability
AO4	7	Just Emerging Competent ability
Total	30	


# Preparatory sheet 1




## Preparatory sheet 2

This is the same scene I imagine it down with  
 (black) different from camera. This is a portrait of  
 someone for me, but I don't want to say  
 and a very serious expression. The background is  
 rectangular and the frame of the photograph is square  
 - the square shape means that the original  
 photograph has been cropped. This may be to say  
 that the person the subject looks more is in  
 the center of the frame. The photo story is a lot  
 of contrast between the black, grey and white.  
 There is one more reflection which I think is very  
 important that a flash was used.  
 The six hands form a circle which I feel  
 may represent the eyes which are created by  
 (black) sunglasses. I was drawn to this photo  
 because of the hidden eyes and their reflection  
 through circles.

Artist: Robert Rauschenberg  
 - 1965, New York  
 A photograph, but  
 drawn for his black lines  
 and white street  
 photography.





I used different 24 images to test which one is the most relevant.  
 but there are very subtle to see which one makes you feel better.  
 My final purpose portrait direction is under the example you.  
 You can see these around eyes and nose, and lots of lines  
 from hair to background, fingers and organs on face. You can  
 see different colors of photos on the contrast that which became  
 I used different 24 images.

I took this picture by my mobile phone.  
 In the quality of this the picture is better  
 than the camera. I was wearing a yellow  
 sunglasses so it won't look like an normal  
 sunglasses. I checked what photos were square  
 and used a software to get those photos  
 but in my shape that can found, but the  
 one that Robert Rauschenberg did draw. I only got four hands out  
 of six who I don't have a circle that is the middle of my  
 picture.

I took these pictures in a dark room, obviously, my face is  
 blurry and much darker in the eyes.

A lot of these can be seen, but my nose, under my mouth,  
 I got a black background and also it shows a lot of contrast  
 because the black, brown and some grey is  
 very get level around of eyes that  
 reflected on the sunglasses.

If I got a camera, I might use the 20  
 200 or 300. This can give more light of  
 my pictures who can give me a clear  
 picture that can capture more things.

My sunglasses is very different with Robert Rauschenberg's sunglasses. I've  
 got a yellow, black and grey sunglasses. But Robert Rauschenberg  
 got a black and white. The pictures that I've got all been cropped  
 cropped into square but found different shapes, but it's still very  
 similar to Robert Rauschenberg's photos that he started.

I found Robert Rauschenberg in the museum and then found he is a  
 landscape and portrait photographer which was born and  
 died street photography.

Photographer Tom Butler

I think another photographer, he is the same as you would  
 expect. He has travelled to over 20 countries, and has been one of the  
 best in America, taking up several high profile awards along the way  
 including British Master Arts and Honorary Doctorate degrees but has  
 to show one of the most creative job descriptions because he was in  
 prison.

He took a lot of pictures for newspapers and took a lot of pictures with  
 his of valuable with images and part of his commitment is a small  
 sometimes spontaneously creating people in "art" as a matter of art to  
 the photographer's gallery can see the photos of a woman that was  
 trapped around most of her face. Her nose looked out, the hair seemed to  
 be like because made normal circumstances, it would not seem around  
 her face in the eye. The background is very simple as if it was different  
 could only was around the original background and the color gave a  
 feeling of big. Her face was only, her eyes were deep and dark.

The picture I took were made in the same but had a picture but had photos  
 and used the idea in the picture. I also created most of the face with the  
 face but not facial features were clearly captured. I didn't want anything to  
 be more or my photographs are full of more details and not I got almost  
 enough dark and brown in my portrait got a clear background but I  
 better. I photos got a neutral background also I got the face that  
 captured as he picture is one and photograph because the shape and the  
 size is in very accuracy. The result of that means that have revealed there  
 are rights in the eyes. The picture seems very different the texture is  
 because the texture that the image was missing, given me a sense of  
 softening.



I chosen my topic as eyes, as my feelings that eyes had to eyes, it is hard to be expression in my world it because she can give me a expression of eyes more straightly. I have photostopped my photos to black and white, when Henry gave me a very dark expression, it seems like someone which "eyes a lot, and very tense and energy shadow". Also, I've cropped some eyes that I think to myself to look on her face, it gives them more with my topic. I did sharpening lines on her face, because in my opinion, I think it can help to increase the meaning of this photo, but I still got a photo of red eyes to be added on the topic, I still used the photoshop to do these things, you can see the photo that I just described yesterday. I sharpening the red blood elements inside eyes, but the background is different to compare with the first one.

The photo on the left hand side is half face but covered with preservation film, so it can help to highlight the expression of eyes and photostopped this photo to be black and white, and after that, the eyes seems became completely black, with complex shadow, and because of there were no light inside the eye, it also hid the topic. The preservation film helps add more tones, it made the photo more meaningful.

I've tried many different filters of my photos, some are more suitable for lighter one, some are more suitable for black and white, especially with some complex emotion that I wanted to be added, so I've chosen these filters for my photos, except my middle one. I made my first photo to be very mysterious, almost one very mysterious, but different people might have different thinking of my photos. In my opinion, I like the last one the most.



# Outcome sheet

