

Component 1 Fine Art

Standard Mark = 39 marks

Performance Band 3 / 4: Emerging Competent / Competent and Consistent

	AO1	AO2	AO3	AO4
Mark	9	9	11	10
Performance Band	3	3	4	4
	Fully emerging competent ability	Fully emerging competent ability	Mostly competent & consistent ability	Just competent & consistent ability

Keywords from the taxonomy:

Informed, Purposeful

Examiner Commentary

Presentation of work:

The layout is clear with visual displays and useful written explanations. The typed annotation makes it easy to understand the candidate's thought processes and observations. The candidate has looked at the general theme 'Consumption'.

Where the examiner found the evidence for the mark breakdown:

AO1 Develop: Throughout the submission the candidate makes informed connections to a wide range of artists and art movements. This allows them to develop their ideas further in relation to their chosen theme.

AO2 Refine: The candidate experiments with a range of media including printing and collage. They demonstrate their ability to select and use materials appropriate to intentions.

AO3 Record: Throughout the submission, the candidate produces observational paintings and drawings of shopping bags and other various objects in response to the wider theme of 'Consumerism'. On two slides, the candidate produces purposeful images and texts using Procreate.

Examiner Commentary

Where the examiner found the evidence for the mark breakdown (continued):

AO4 Present: The final image demonstrates an imaginative and personal style in relation to the candidate's views on equivalent trade.

How the candidate could improve:

For this candidate's submission to move fully into mark band 4, Competent and Consistent ability, they could show a more sustained approach in developing and refining work by exploring ideas, selecting and experimenting with media, materials, techniques and processes.



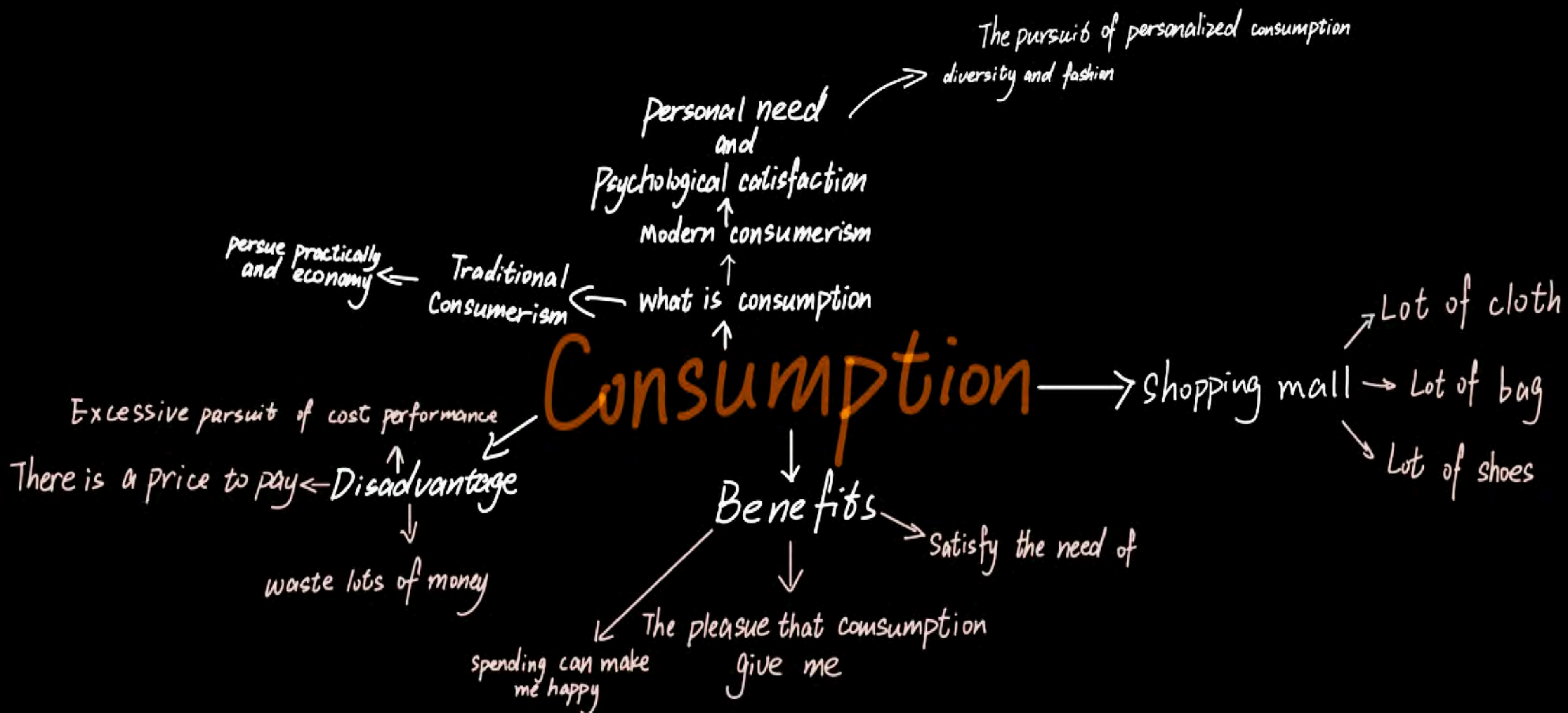
CONSUMPTION

مركز

12	13

銀泰

LOUIS VUITTON





The reason why I chose this theme is because I am a person who likes shopping very much, and I feel like a "shopping maniac". I feel uncomfortable if I don't buy anything for a week. I feel very happy when I pay for things, but after paying for them, I start to feel distressed and worried about whether I have enough pocket money for this month. And do I want to throw out some of my old clothes or keep them? If I keep them, I might not have enough space in my closet. So while happy, I also need to pay some price and have some worries.



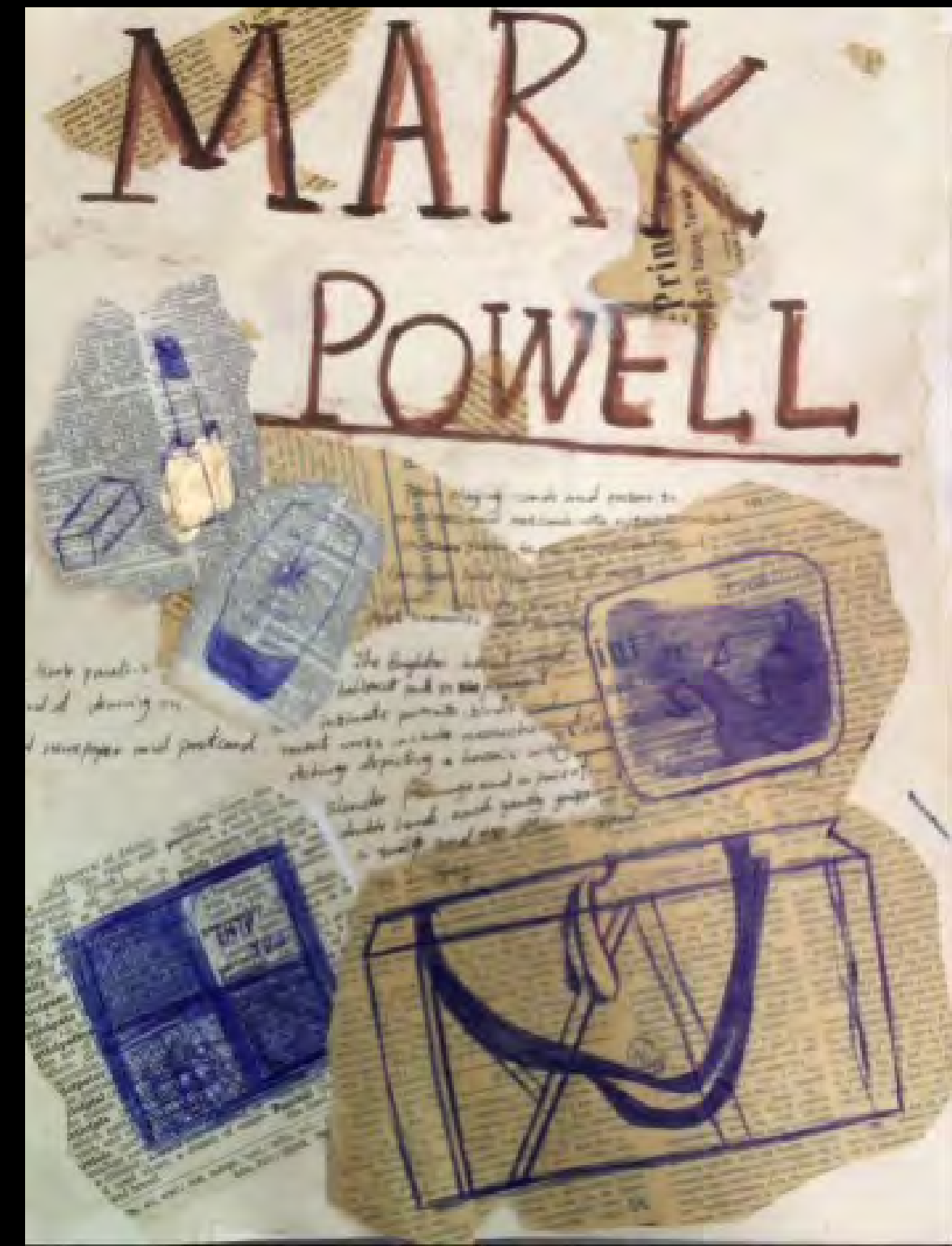
I took a photo of a few of the clothes in my wardrobe, in order to use the primary source print for an observational drawing. In the creation of the drawing I used color pencils.



I used pencil for the first painting, and the original drawing of this painting is a first-hand photo I took by myself, but I think we went to Macao to buy a lot of things that I like. We actually knew two boxes when we went there, but later we bought several more boxes because they could not fit in them. This painting can well show that I really like shopping



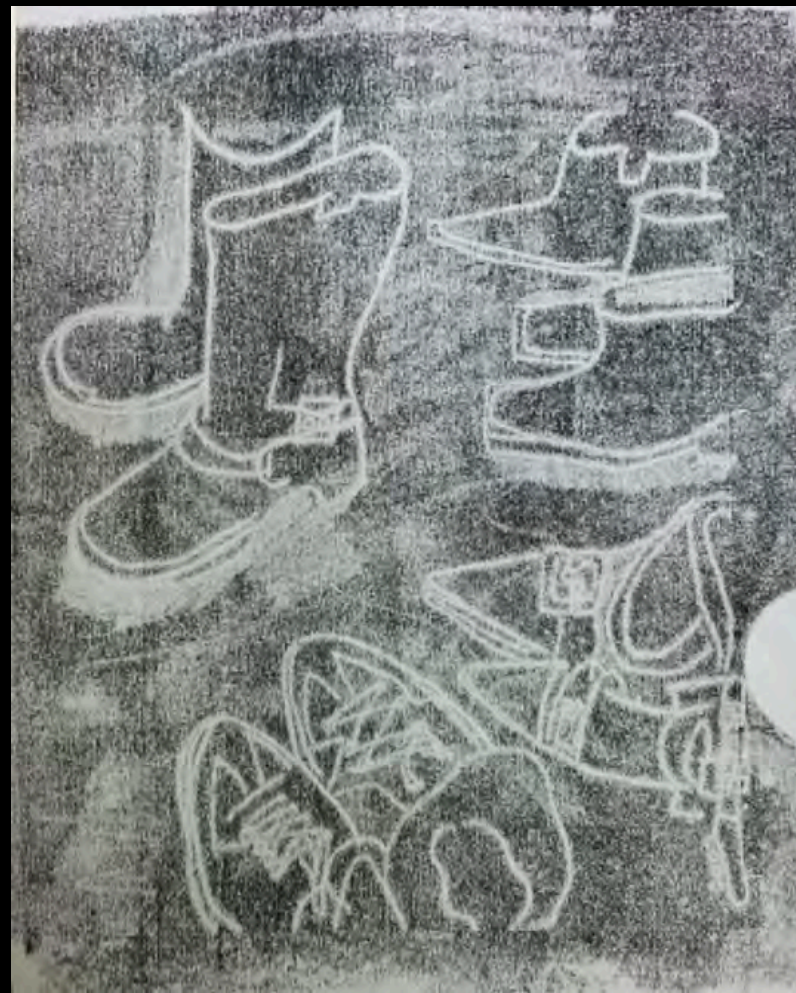
The second painting is a transfer, which is my first attempt at this technique, and I found this inspiration when I was exploring some content related to my subject. I was very curious about the technique, so I went to find a picture, which is the door of a coffee shop. My first attempt was not very good, but it gave me another feeling. It was as if the store had opened on a snowy night



In the third painting, I used the method of artist Mark Powell to draw. The materials used were ballpoint pen and gold leaf powder. I put a small amount of gold leaf powder on the base of the lipstick to show my love for it and its price is not cheap



PRINT
PRINT
PRINT
PRINT






Kurt Hermann Eduard Karl Julius Schwitters (20 June 1887-8 January 1948) was a German artist. He was born in Hanover, Germany, but lived in exile from 1937, amongst others in Norway. Schwitters worked in several genres, media and artistic directions, including Dadaism, constructivism and surrealism. In addition to painting and collages, he did poetry, sound, sculpture, graphic design, typography, as well as what came to be known as installation art. He is most famous for his collages, called "Merz Pictures".



I think the artist's work is relevant to my work because he uses groups of different objects mixed together in one painting. which links to my Project theme groups. I like the artists work because he used several everyday objects in interesting compositions, also I like the bold sharp lines within his work. The ideas I will take into my own work are the bold clear outlines and composition of the objects. I will experiment with laying out objects next to each other in different structures as well as layered on top of each other.


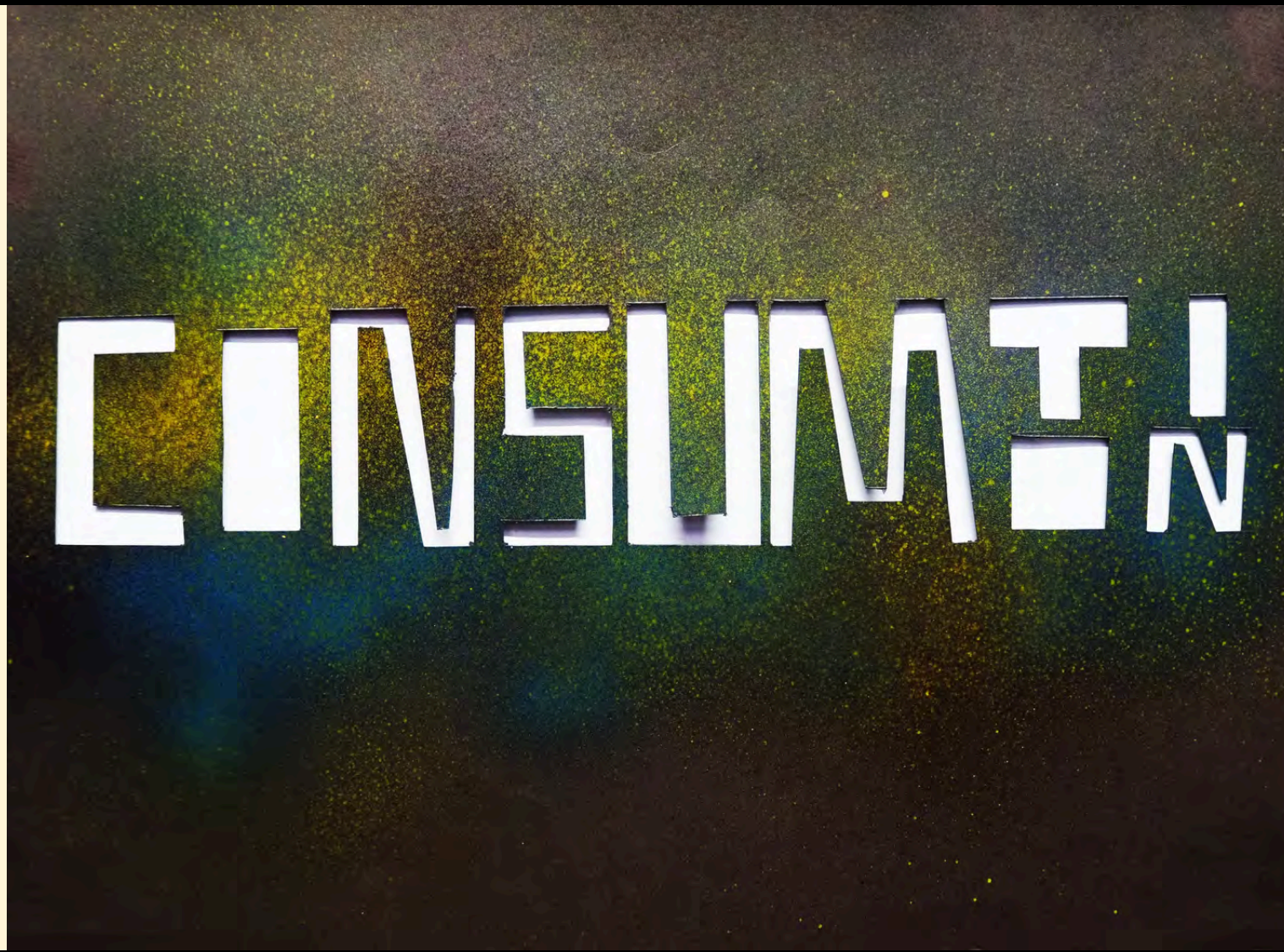


Michael Craig Martin was born in Ireland in 1941 and received his art education at the Yale School of Art and Architecture. In 1966, he moved to England, where he still works in the art world. Much of Michael Craig Martin's work features bold silhouettes and bright colors. His work shows ordinary household objects, sometimes stacked on top of each other with overlapping lines.

I reproduced the work of Michael Craig Martins using acrylic paint and colored pencils. I use board painting because it can better reproduce the paintings of Michael Craig Martin. Board painting allows me to paint bright bold flat colors with clear Outlines, just like an artist's work.

I think the artist's work is relevant to mine because he mixes different groups of objects in one painting, which is relevant to the subject group of my project. I love this artist's work for his use of everyday objects in interesting compositions, and I also love the bold, sharp lines in his work.

The idea I will adopt in my own work is the bold clear outline and composition of the object. I will try to place objects next to each other in different structures, as well as layering on top of each other.



In the first and third piece, I used the style and method of the artist Michael Craig-Martin. In the middle piece, I hollowed out the title of my theme in a piece of cardboard, then used spray paint on it to create a title sign.



QXC T.P.

Thiebaud 1960

Morton Wayne Thiebaud (1920-2021) was an American painter known for his colorful works depicting commonplace objects; pies, lipsticks, paint cans, ice cream cones, hot dogs and pastries, as well as for his landscapes and figure paintings.



Thiebaud is associated with the pop art movement because of his interest in objects of mass culture, although his early works, executed during the fifties and sixties, slightly predate the works of the classic pop artists. Thiebaud used heavy pigment and exaggerated colors to depict his subjects, and the well-defined shadows characteristic of advertisements were almost always included in his work.

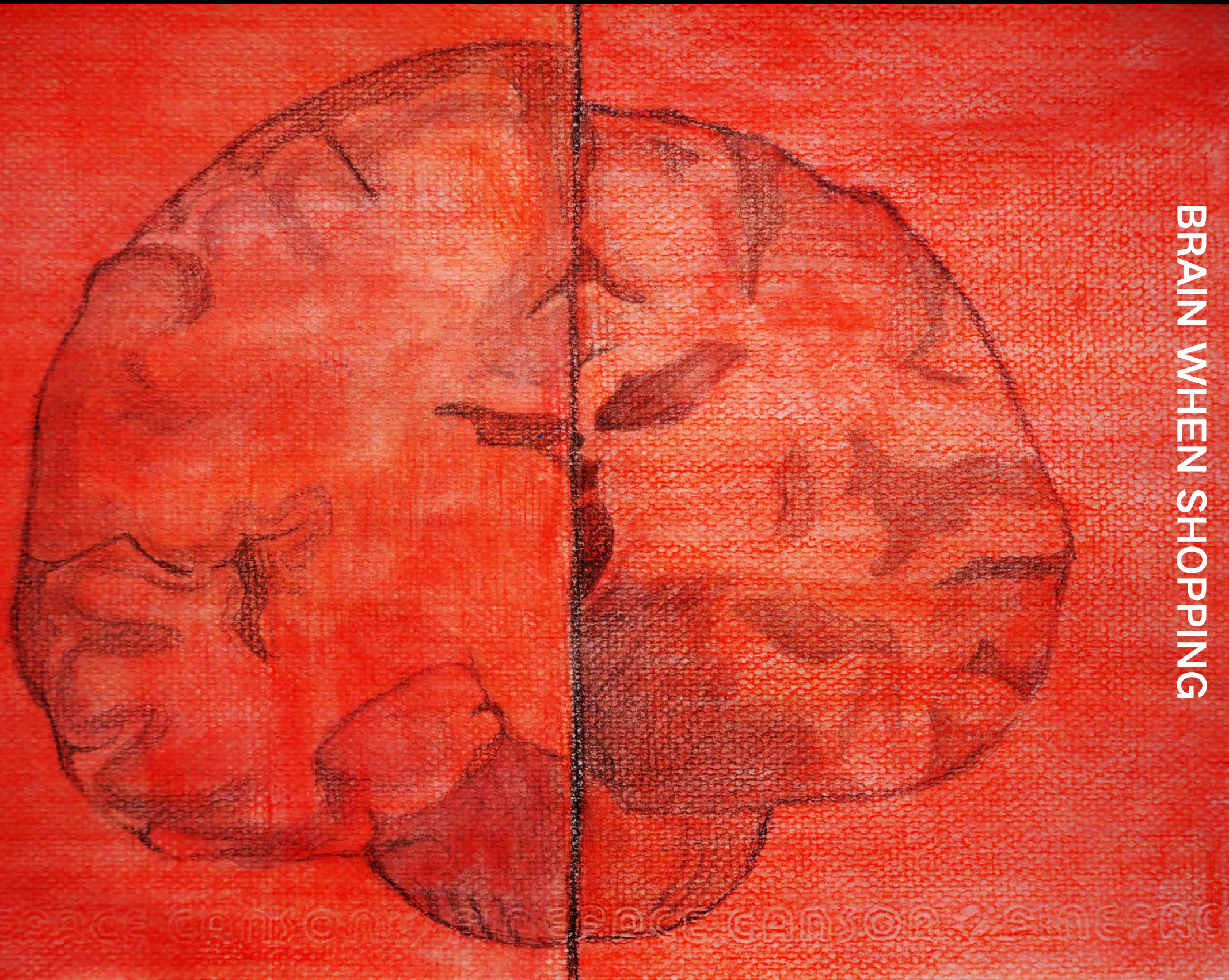
I reproduced Wayne Thiebaud's work in acrylic paint. I used acrylic because it is the material that Wayne Thiebaud uses in many of his canvas works. Acrylic paints allow me to paint bright bold flat colors with clear outlines, just like in this artist's work.

I think the artist's works are related to mine, because my theme of consumption is very similar to some of his works. At the same time, I like Wayne Thiebaud's painting style and overall style, and he uses everyday objects in interesting compositions.



This drawing shows four bottles of my favorite liquid foundation. I put them together in a way that I felt had the tight rhythm, then used pastel crayons to draw it, as I think crayons can better imitate the artist's brush strokes.



BRAIN WHEN NOT SHOPPING



BRAIN WHEN SHOPPING


After my teacher showed me a music video by an artist called Steven Wilson, where the subject matter was shopping, I wanted to angle my project in a different way. I was already aware of the negative side of shopping, but after having it visualized in that way, it inspired me a lot, almost pushing me to challenge myself more, both when it comes to the visual aspect of my theme, but even more when it came to the “honesty” of it.

My first step was to put together secondary sources, images inspired by the music video, and my second step became the Equivalent Trade series, something I feel I would like to continue in various ways at a later stage.




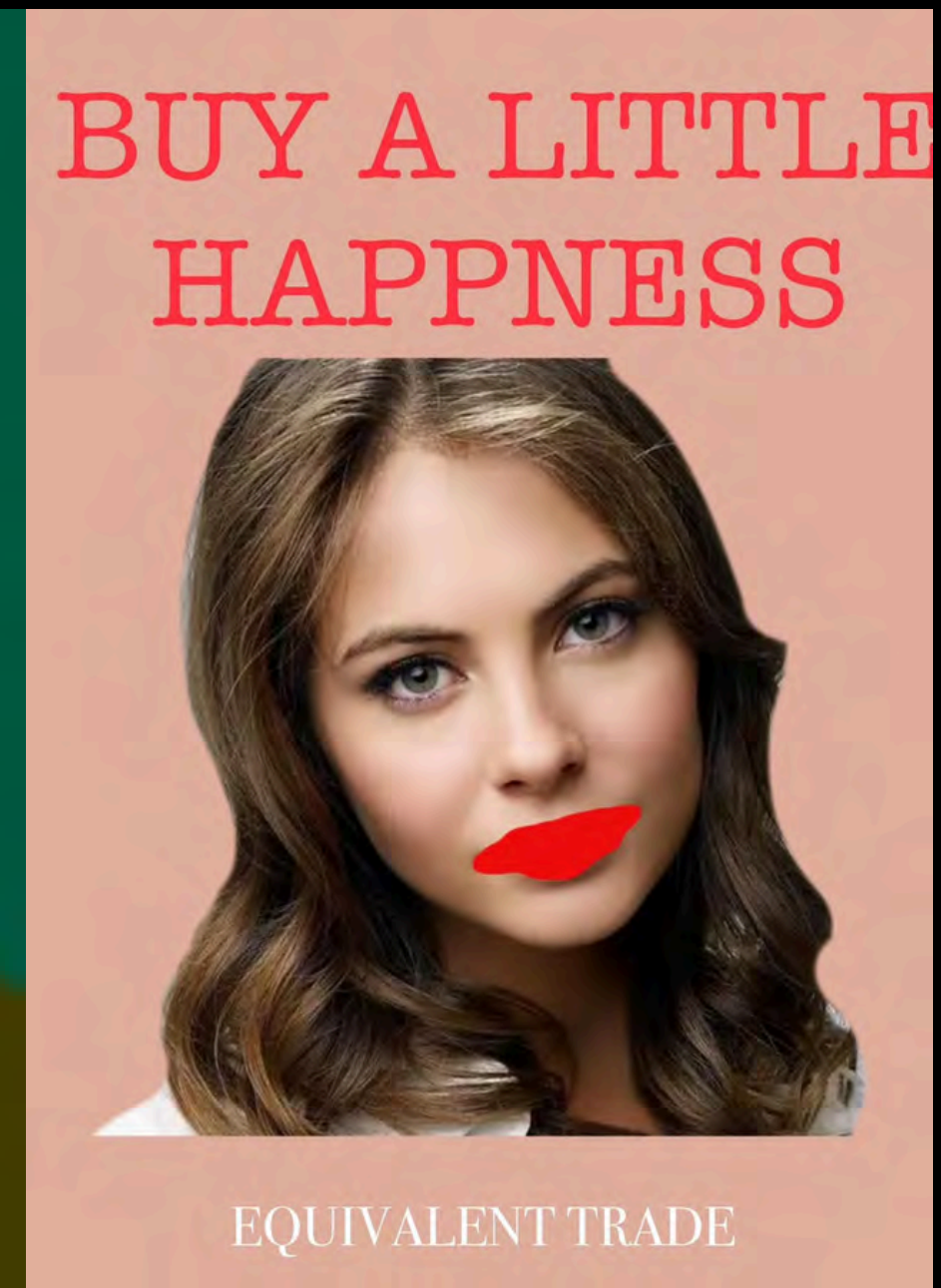


I used many different media for this painting, such as colored lead, watercolor, pencil and charcoal. I combined some words I drew before to form a painting similar to the final piece.



DEVELOPMENT
FOR
EQUIVALENT
TRADE





I have to pay a price when I buy something, like when you buy a ring, you not only have to pay for the ring, but have to cut off a finger as payment. That is what it feels like sometimes. Equivalent Trade.

These works are completed by me using procreate. The reason for drawing them is that I can buy happiness while shopping, but I will also lose some things. If you can't control your shopping desire, you may lose something important.

BUY A LITTLE
HAPPINESS



EQUIVALENT TRADE

BUY A LITTLE
HAPPINESS




EQUIVALENT TRADE

BUY A LITTLE
HAPPINESS







EQUIVALENT TRADE

The middle piece is because I bought a lipstick and put it on my mouth, resulting in the loss of my mouth; the left piece is because I bought two rings that I like, resulting in the cost of two fingers; the piece on the right is because I couldn't control my shopping desire, resulting in the loss of the most important thing for a person: the heart



For this final piece, I adopted the work of Elmgreen & Dragseth, a prada on the roadside in the wilderness which no one can enter, and combined it with my own idea about *Equivalent Trade*. When I appeared in front of the store, I had already lost part of the things I needed, such as my hand and my finger. In addition to this, my heart was about to be lost.





The danger of shopping, Equivalent Trade, Digital Photo