

Edexcel International AS/A Level

IAL INFORMATION
TECHNOLOGY

YIT11-20IO3

First teaching in 2018, first assessment 2019



Welcome to Pearson Edexcel

Welcome to Pearson Edexcel,
the world's leading learning
company and the UK's largest
awarding body.

We set the standard for worldwide
recognised qualifications, built on
the UK educational system and
accepted by universities worldwide.

We have a simple mission:
**to help make a measurable
impact on improving people's
lives through learning.**

*'We judge
ourselves – and
invite others to
judge us – not by
the products that
we make but by
the impact on
learners.'*

John Fallon,
Chief Executive Officer,
Pearson



About Pearson Edexcel

- ❖ As the UK's largest awarding organisation, we are best placed to provide qualifications that are most closely aligned to the British educational system.
- ❖ We are the most reliable awarding organisation in the UK, recognised and trusted by educators, learners and employers to provide high quality qualifications.
- ❖ By helping you to realise student potential, you can prepare and empower all your students to progress to further education, university and employment.
- ❖ Our technology capability allows us to provide you with more advanced support services, tools and resources to make life easier for school leaders, teachers and students.
- ❖ Pearson Edexcel are leading the way, challenging thinking and creating new ideas so you can be confident our qualifications will always be world-class.



Aims and objectives

- ❖ Learn about the teaching and learning support.
- ❖ Understand how to access personal support, communities of practice.
- ❖ Be able to find online and face-to-face training.
- ❖ Investigate ResultsPlus and ResultsPlus Direct.
- ❖ Understand Access to Scripts (ATS) and post-results support.



Agenda

Time	Item
5	Welcome
5	Aims and agenda
15	Teaching and learning
20	Assessment support
5	Post-results support
5	Personal support
5	Questions



Teaching and learning

Free online support



Main IAL IT qualification page

<https://qualifications.pearson.com/en/qualifications/edexcel-international-advanced-levels/information-technology-2018.html>

Links to resources

- ❖ Specification
- ❖ Support for teachers
- ❖ Support for students
- ❖ Teaching support

Information about contacts

- ❖ Subject support advisor



Specification



DOWNLOAD

PDF | 1.2 MB

Qualification type: International A Level

Level: Level 3


Subject: Information Technology

Specification codes: XIT11,
YIT11

Availability: International only

First teaching: 2018

First assessment: 2019



Finding course materials

[Home](#) > [Our qualifications](#) > [International Advanced Levels](#) > [Information Technology \(2018\)](#)

International Advanced Levels Information Technology (2018)



[Specification](#)

[Course materials](#)

[Published resources](#)

[News](#)

Find course materials

**Specification and sample
assessments (8)**

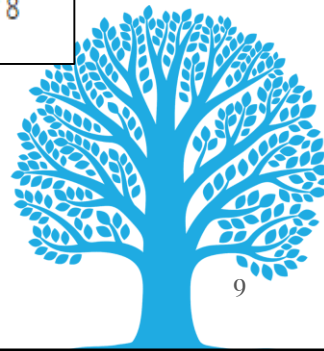
Exam materials (7)

**Forms and administration
(2)**

**Teaching and learning
materials (22)**

1 - 8 of 8

[Find your Document](#)



Course materials

Specification and sample assessments (8)

Exam materials (7)

Forms and administration (2)

Teaching and learning materials (22)

The items of interest on this page are the sample assessment materials.

Unit 1 (WIT11)

Sample question paper and mark scheme

Additional sample question paper and mark scheme

Unit 2 (WIT12)

Sample question paper and mark scheme

Additional sample question paper, mark scheme and data files

Unit 3 (WIT13)

Sample question paper and mark scheme

Additional sample question paper and mark scheme

Unit 4 (WIT14)

Sample question paper and mark scheme

Data files

Additional sample question paper, mark scheme and data files due for release very soon

Sample assessment material



International A Level Information Technology - Additional Sample Assessment Material Unit 1 - WIT11

| PDF 1.6 MB | 16 Nov 2018



International A Level Information Technology - Additional Sample Assessment Material Unit 3 - WIT13

| PDF 1.1 MB | 16 Aug 2019



International A Level Information Technology - Additional Sample Assessment Material Unit 2 - WIT12

| ZIP 3.7 MB | 01 Mar 2019



International A Level Information Technology - Additional Sample Assessment Material - Mark Scheme Unit 3 - WIT13

| PDF 717.8 KB | 16 Aug 2019



International A Level Information Technology - Sample assessment materials

| PDF 12.6 MB | 03 May 2019



International A Level Information Technology - Unit 4 - SAMs Datafiles

| ZIP 32.8 KB | 17 Oct 2017

Unit 1 – sample assessment materials

Question paper

(c) Ananya wants to expand her ZigBee network to include devices other than lighting.
Give **two other** examples of ZigBee devices that she could include. (2)

1 _____

2 _____

(d) (i) State **one** advantage for Ananya of using ZigBee rather than Wi-Fi to connect devices in her home. (1)

(ii) Explain **one** disadvantage for Ananya of using ZigBee rather than Wi-Fi to connect devices in her home. (2)

(Total for Question 2 = 15 marks)

Mark scheme

Question number	Answer	Additional guidance	Mark
2 (c)	<p>Award one mark for each device up to a maximum of two marks.</p> <ul style="list-style-type: none"> warning devices such as fire alarms / carbon monoxide alarms / motion sensors control devices such as switches / thermostats metering devices for gas / electricity / water entertainment devices such as speakers / media streamer security devices such as locks / intruder alarms 	<p>Do not allow lighting devices</p> <p>Allow two devices of each kind</p>	2



Unit 2 – sample assessment materials

(b) A web page is responsive.

On devices wider than 600 pixels the web page needs:

- the sidebar to appear on the right
- image two to have an orange background colour.









Open **Q02b.html** in your browser.

Open **Q02b.css** in your editor

Amend the CSS code to correct to complete the positioning of the sidebar and the colour of the background.

Save your amended CSS code as **Q02b.css**

(2)

	Q02b	File folder
	Q04	File folder
	Q05	File folder
	Q06	File folder
	Q01b	Chrome HTML Document
	Q02c	Chrome HTML Document
	Q03b	Chrome HTML Document
	Q03c	Chrome HTML Document

Question paper

Files

Question number	Answer	Additional guidance	Mark
2 (b)	<p>Award one mark for positioning the sidebar to the right and one mark for changing the colour of image-two to orange.</p> <pre><code>.sidebar { float: right; width: 25%; border: 2px solid black; }</code></pre> <p>(1)</p> <pre><code>88 .image-two { 89 background-color: orange; 90 }</code></pre> <p>(1)</p>	<p>Changes must be made in the CSS</p> <p>.sidebar can use <u>float:left;</u> for the same effect</p> <p>.image-two changes must be made at the end of the file within the responsive breakpoint</p>	2



Unit 3 – sample assessment materials

1 Amala is working on an app to control Internet of Things (IoT) devices. The app will run on a smartphone and allow people to control their devices from anywhere with an internet connection.

(a) Amala wants the app to be secure.

She considers methods of encrypting the data sent to IoT devices.

Give **two** encryption types that Amala should consider.

(2)

Question paper

1

2

Question number	Answer	Additional guidance	Mark
1 (a)	Award one mark for each method. <ul style="list-style-type: none">• symmetric encryption• asymmetric (public-key) encryption	Do not allow named encryption algorithms	2

Mark scheme



Unit 4 – sample assessment materials

1 (a) The owner table in the dog-walking database needs to be improved.

(i) The postcode field in this database will use this format:

2 uppercase letters
1 digit
1 space
1 digit
2 uppercase letters

Set up a format check so that only postcodes in this format are accepted.

Screenprint the table in **Design** view, making sure that the format check can be clearly seen.

Paste the screen print into the appropriate place in the template.

Re-save your template.

(1)

Question paper

Pearson Edexcel International Advanced Level in Information Technology

Unit 4 - Candidate evidence template

This template is to be used with the question paper for the additional sample assessment material for first teaching September 2019.

Centre name:	Centre number:
Candidate name:	Candidate number:


Use this template to present your assessment evidence.

Activity	Evidence
1(a)(i)	One screen print.
1(a)(ii)	One screen print.

Candidate evidence template

Question number	Answer	Additional Guidance	Mark
1(a)i	Suitable input mask or validation rule for <u>OwnerPostcode</u> Input mask >LLO\ OLL		1
1(a)ii	Award one mark for each of:		3

Mark scheme



Exam materials

Specification and sample
assessments (8)

Exam materials (7)

Forms and administration
(2)

Teaching and learning
materials (22)

Unit 1 – June 2019

- ❖ Question paper
- ❖ Mark scheme
- ❖ Examiner report

Unit 2 – June 2019

- ❖ Question paper
- ❖ Data files
- ❖ Mark scheme
- ❖ Examiner report

June 2019



Question paper - Unit 1 (WIT11) - June 2019
Unit 1
| PDF 303.4 KB | 02 Jul 2019



Mark scheme - Unit 1 (WIT11) - June 2019
Unit 1
| PDF 253.8 KB | 22 Jul 2019



Examiner report - Unit 1 (WIT11) - June 2019
Unit 1
| PDF 142.5 KB | 16 Aug 2019



Question paper - Unit 2 (WIT12) - June 2019
Unit 2
| PDF 835.2 KB | 02 Jul 2019



Mark scheme - Unit 2 (WIT12) - June 2019
Unit 2
| PDF 344.4 KB | 22 Jul 2019



Examiner report - Unit 2 (WIT12) - June 2019
Unit 2
| PDF 135.1 KB | 16 Aug 2019



Data Files - WIT12 - June 2019
| ZIP 947.1 KB | 31 May 2019



Forms

Specification and sample
assessments (8)

Exam materials (7)

**Forms and administration
(2)**

Teaching and learning
materials (22)

The current ICE document is crucial in understanding how to facilitate Unit 2. It will be updated for the June 2020 series to include Unit 4.

Centre guidance



WIT12 Instructions for the Conduction of the Examination 2019

| PDF 109.6 KB | 19 Feb 2019

Examination schedule pro forma



WIT12 Exam Schedule Pro Forma

| DOCX 24.5 KB | 19 Feb 2019



Teaching and learning

Specification and sample assessments (8)

Exam materials (7)

Forms and administration (2)

Teaching and learning materials (22)

- ❖ Exemplar material
- ❖ Guides
- ❖ Past training content
- ❖ Schemes of work
- ❖ Skills for learning and work
- ❖ Student guide

Exemplar material



[Exemplar questions and answers - Unit 2](#)

| ZIP 5.6 MB | 08 Apr 2019



[Exemplar responses with commentaries - Unit 1](#)

Exemplars with examiner commentaries for Unit 1

| PDF 908.1 KB | 18 Oct 2018



[International A Level Information-Technology Exemplar Unit 2](#)

| PDF 1.6 MB | 03 Apr 2019



[Scheme of work resources for Unit 2](#)

| ZIP 149.4 KB | 28 Feb 2019



[Scheme of work teacher resources for Unit 4](#)

Scheme of work teacher resources for Unit 4

| ZIP 14.2 MB | 01 Oct 2019

Unit 4

(Refer also to the [specification](#) and the delivery and assessment guidance in the [Getting Started Guide](#))

The scheme of work anticipates that students will have already completed these topics.
Alternatively, tutors can add the topics to this scheme of work where appropriate.

Unit 1 – Topic 5: Data and Databases

- 5.2 Structured data
- 5.3 Structured query language (SQL)

Unit 3 – Topic 12: Manipulating data

- 12.1 Data integrity
- 12.2 Data normalisation

Note

- Topic 17 is not covered in isolation. It is automatically covered as part of the other topics. Other than the direct reference to 17.1 in Week 1 there are no references to this topic.
- Weeks 1 to 4 do not involve the creation of a database. They are designed to enable the students to learn the underpinning logic.
- Topic 19.4 has not been included as an isolated topic. It is covered as part of the other evaluation topics within the scheme of work.
- Whilst teacher resources and student activities have been provided, the tutor could choose to replace these with their own resources/activities or edit them as they see fit.
- Solutions given are examples only. There are many ways of achieving the same outcome. Tutor/Students do not need to use these solutions.
- The teacher resources specified can be found [here](#)
- The student activities specified can be found [here](#)

Week	Topic area/aims/learning outcomes	Exemplar classroom activities/teaching points/suggested teaching resources	Integrated Transferable Skills
1	17.1 Database applications 17.1 Understand why database software is used to hold and manipulate data.	Activity 1a: Why database software Tutor to discuss reasons why database software is used to hold and manipulate data, for example: <ul style="list-style-type: none"> • you can query (ask questions of) data in a database easily • you can lookup up data • you can relate data 	<ul style="list-style-type: none"> • Communication • Adaptive learning • Adapting prior knowledge, skills and experience of IT to deal with new situations/contexts
	18.2 Berrymill data		

Assessment support

ResultsPlus, ResultsPlus Direct, Communities



Services

[Support topics](#)

[Services](#)

[Key dates](#)

[Resources](#)

[Live training](#)

The logo for ResultsPlus, with 'Results' in orange and 'Plus' in blue.The logo for ResultsPlus Direct, with 'ResultsPlus' in orange and 'Direct' in blue.

Communities



ResultsPlus is the free online results analysis tool for teachers – it provides analysis features that other similar solutions don't.

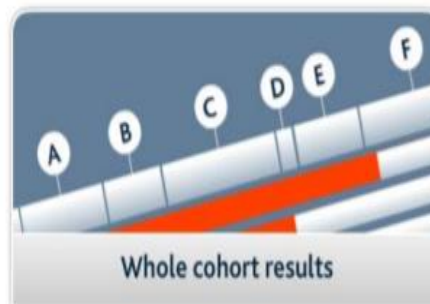
- ❖ Provides a detailed breakdown of student performance in Edexcel exams.
- ❖ Helps identify topics where the student can benefit from further learning and allows this knowledge to inform teaching strategies and approaches.
- ❖ Provides a comparison of student performance at regional level.
- ❖ Allows you to view your school's performance against other Pearson Edexcel schools in your country. You can also find student results analysis from their previous Pearson Edexcel school.
- ❖ Mock exam results can also be fed into the system to produce an analysis.
- ❖ [ResultsPlus Direct](#) gives your students access to their final grades and performance breakdown, wherever they are.
- ❖ Sign up for free ResultsPlus account in just a few quick and easy steps [here](#).
- ❖ Access additional video guides here:
 - [ResultPlus – Individual Student Analysis](#)
 - [ResultsPlus – Cohort Analysis](#)
 - [ResultsPlus – Mock Analysis](#)
 - [ResultsPlus – Global Analysis](#)



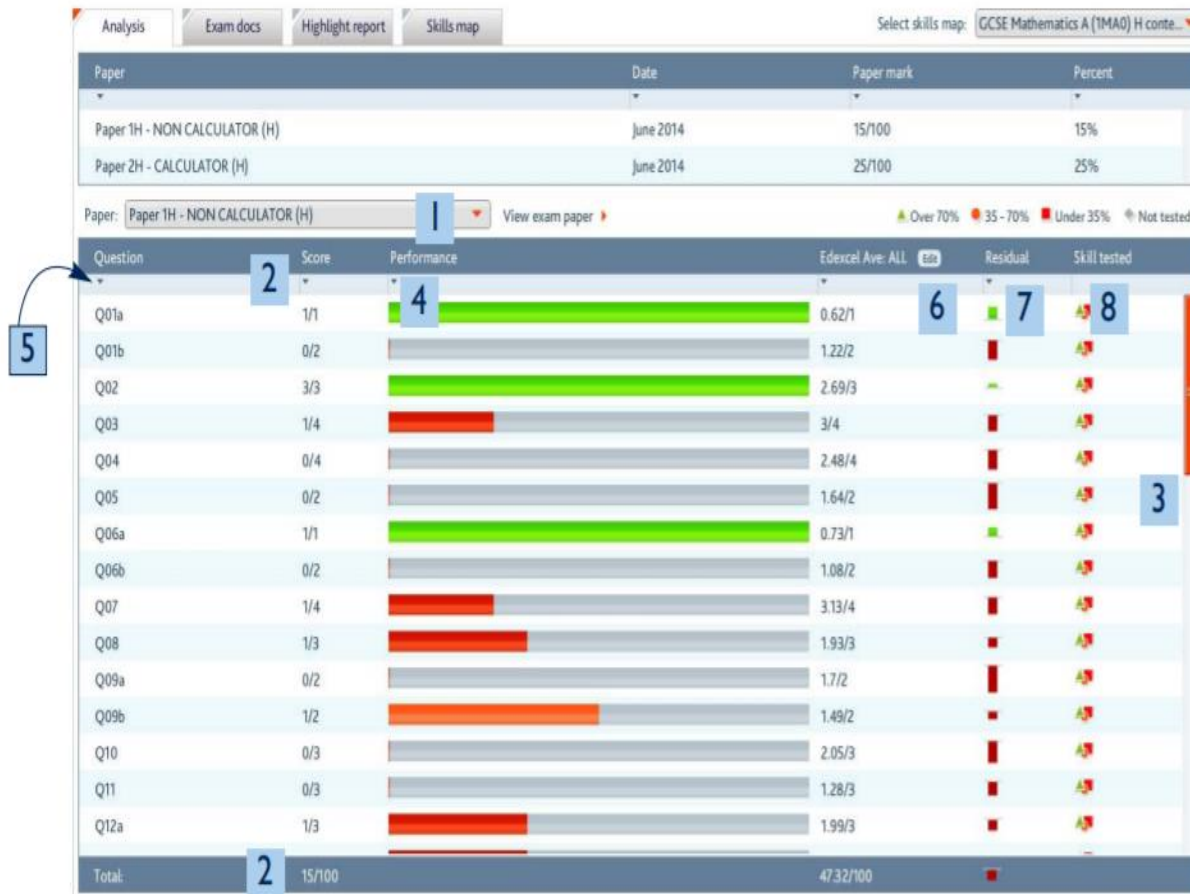
ResultsPlus for teachers

Log in using your Edexcel Online username and password if you have ResultsPlus access.

[Teacher login](#)



ResultsPlus



Support topics

Services

Key dates

Resources

Live training



PUBLIC

+ Join Group

Computer Science and ICT

Discussions

Members & Resources



 Pearson
Edexcel





PUBLIC

[+ Join Group](#)

Computer Science and ICT

Discussions

Members & Resources

Post

Poll

Question

Share an update...

Share



(Customer)

13 December 2019 at 07:18

Hai I have a doubt regarding IAL ICT UNIT1 topic 5. Do we need to teach the basic ER diagram or annotate diagram to show the keys?I need a proper explanation thanks

Like Comment Share

2 comments · 20 views



(Customer) asked a question.

26 November 2019 at 13:45


BTEC DIT Answer Bank

There are many questions in the book. Is there a bank of possible model answers somewhere?

[BTEC Tech Award](#)

Like Answer Share

3 answers



ResultsPlus Direct (for students)

Support topics

Services

Key dates

Resources

Live training



ResultsPlus Direct


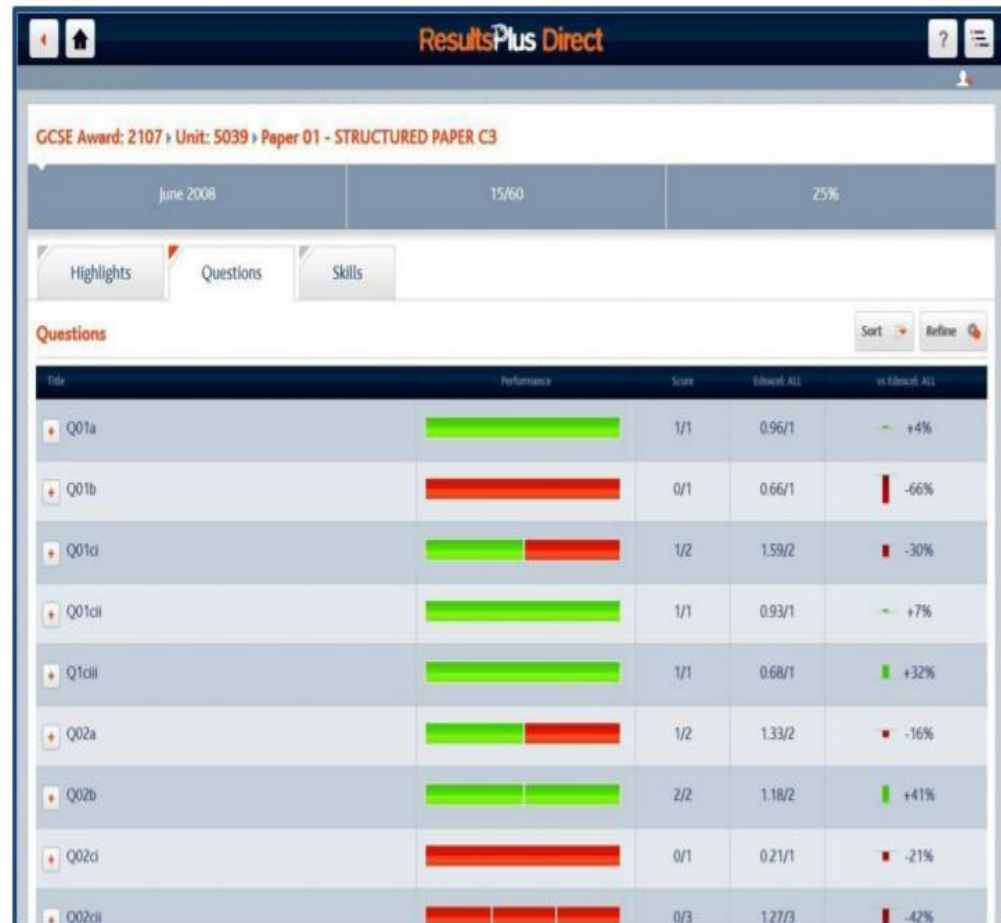
- ❖ View all their Edexcel results in one place
- ❖ See a question-by-question breakdown of their results, by paper
- ❖ Compare their performance to all those sitting that paper
- ❖ Use tools to identify areas of improvement



ResultsPlus Direct



ResultsPlus Direct



Main support page



Teachers



Students



Exam Officers



Quality Nominees



Work-based learning

Most popular

- › Results 2017 for teachers and exams officers
- › Results 2017 for students and parents
- › Information manual
- › Past papers
- › International employment and professional recognition
- › Grade boundaries
- › EDI and basedata



Support for teachers

[Home](#) > [Support](#) > [Teachers](#)

Teachers

Overview

Work with us

Associate gateway

Most popular

- › [Subjects](#)
- › [Published resources](#)
- › [Work with us as an examiner](#)
- › [Results 2019](#)
- › [Training events and bookings](#)
- › [Assessment Associate Gateway](#)



Training events

[Live training](#)[On-demand training](#)[Centre-based training](#)[About](#)[FAQs](#)

You can use the search tool to find and book live training events.

[➤ Training events and bookings](#)

Keyword

Date



Filter Events

Point of Interest



International or UK



All



International

Getting Ready to Teach Pearson Edexcel's Updated International Advanced Level Mathematics specifications for first teaching in September 2018 (XMA01/YMA01)

🕒 21 November 2019 at 10:00 – 16:00 WET

📍 Warsaw, Poland

[More Details](#)

Essex (Loughton) Collaborative Maths Network

🕒 21 November 2019 at 14:15 – 16:15 GMT



Training events (pre-recorded)

[Live training](#)[On-demand training](#)[Centre-based training](#)[About](#)[FAQs](#)

► Training events and bookings

Pre-recorded events can be found here.

Accessing them is as easy as downloading the materials.

Step 1. International GCSEs and Edexcel Certificates

[Change](#)

Step 2. Chemistry

[Change](#)

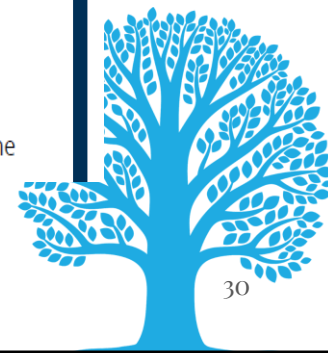
Step 3. Available Resource

This pre-recorded training is designed for teachers wishing to receive feedback on the International GCSE and The Edexcel Certificate in Chemistry and Double Award Science (Chemistry) specification.

► Edexcel International GCSE and The Edexcel Certificate in Chemistry: Feedback on June 2016 (Pre-recorded Training)

Delegates will:

- Receive feedback on national performance of candidates in the June 2016 examination series



Post-results support

Review of marking
Access to scripts



Review of marking

[Home](#) > [Support](#) > [Support topics](#) > [Post-results services](#)

Results and certification

Post-results services

[Support topics](#)

[Services](#)

[Key dates](#)

[Resources](#)

[Live training](#)


Clerical check

- ❖ Ensures all parts of the exam paper have been marked
- ❖ Ensures marks have been recorded/added up correctly
- ❖ Ensures special consideration has been applied (where appropriate)
- ❖ Ensures the grade boundaries have been applied accurately

Review of marking

- ❖ A senior examiner ensures that the mark scheme has been applied to the student's paper consistently with the way it has been applied to all other scripts

Students' marks or grades can go up, down or stay the same.



Free access to scripts (ATS)

[Home](#) > [Support](#) > [Services](#) > [Access to Scripts](#)

Services

Access to Scripts

[Support topics](#)

[Services](#)

[Key dates](#)

[Resources](#)

[Live training](#)

Electronically marked papers


❖ An online portal is used to view students' marked scripts online or downloaded as a PDF.

Traditionally marked papers (by hand)

❖ The 'Post Results' section of Edexcel Online provides a way to request copies of scripts.



Personal support



Subject advisor


Tim Brady

Computer Science and ICT Subject Advisor

Intl: +44 (0)333 016 4160

[Contact us](#)

https://twitter.com/@Pearson_CS



Any questions?

**Thank you for
attending**



**Please fill in your
evaluation forms.**

**We value your
feedback!**



ALWAYS LEARNING