

Component 2 Photography

Standard Mark – 51

Performance Level 4/5: Competent and Consistent/Confident and Assured

	AO1	AO2	AO3	AO4
Mark	12	13	13	13
Performance Level	4	5	5	5
	Fully competent and consistent ability	Just confident and assured ability	Just confident and assured ability	Just confident and assured ability

Keywords from the taxonomy:

Informed, Purposeful, Secure, Engaged, Skilful, Thoughtful, Cohesive, Convincing

Moderator commentary

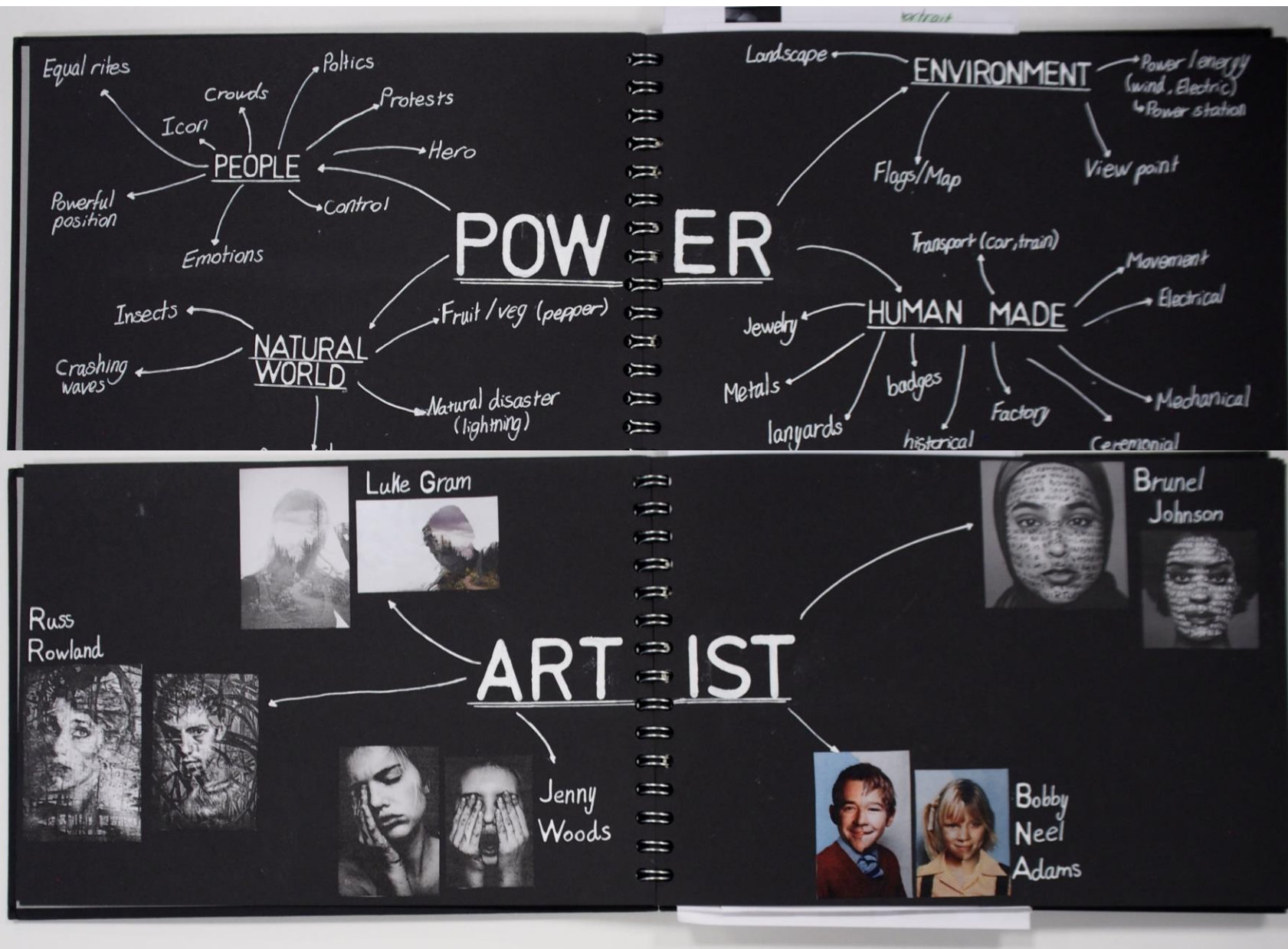
This Component 2 Photography submission consists of an A4 landscape presentation sketch pad and a series of six mounted digital prints created during the 10-hour period of sustained focus, in response to the Externally Set Assignment theme of 'Power'. Images of the work selected here reflect the characteristics of work between Performance Level 4, Competent and Consistent and Performance Level 5, Confident and Assured, with a mark of 51/72. The strengths of the submission lie within Assessment Objectives 2, 3 and 4, Refine, Record and Present.

The candidate begins their preparatory study period with a mind-map accompanied with visual references to a range of Photographers. The purposeful process of creating a photo-shoot following research into the work of selected photographers is evident, as ideas evolve and develop. The candidate chooses to consider "the power of negative thought" and embarks upon a convincing journey, experimenting with a range of appropriate media to prepare for their 10-hour period of sustained focus response. This includes carefully orchestrated photo-shoots.

Inspired by the black and white portraits of American Photographer Jenny Wood, the candidate produces a series of digital portrait studies. They thoughtfully annotate; "I like her work for the emotion, pose of the model and the lighting. The dark choice for the pictures represents the negative emotions of the subject and people in a hole". The engagement in photographic portraiture is pursued through a photo-shoot and subsequent skilful Adobe Photoshop editing and refinement, informed by the work of British Photographer Brunel Johnson. They comment through competent annotation; "I like his work for how the models have emotionless faces with writing about difficulties and suffering".

The double exposure work of Canadian Photographer Luke Gram has particular resonance for the candidate; "The intense portrait in the silhouette looks like it is showing the negative thoughts in the person". This concept is developed further during the 10-hour period of sustained focus, where a series of six black and white layered digital portraits are created through skilful and convincing editing. The candidate's photographs of clouds add drama to the background of the portrait scenes. The narrow white border of each image purposefully frames each mounted photograph on the A2 presentation sheet.

In order for the submission to move into Performance Level 5, the candidate could provide greater evidence of how the connections with relevant source material have informed their sustained journey in a more perceptive way, enabling the candidate to work with greater independence and focus.



Jenny Woods

Photoshoot:



I picked these pictures
emotions which words we
lighting I did for them
photoshoot.

separated painful
Also, the
best in the

I will have a model to pose for pictures.
The subject will be asked to do poses
and make grimacing or exaggerated
expressions. I will have a cloth
backdrop for the subject surrounding
lighting and natural lighting. Then I will
edit them to resemble her work more.
like making the picture to be in black and
white and high contrast.



the best black and white filter
pretty and smooth for a
more grain and darker
tints.

JENNY WOODS



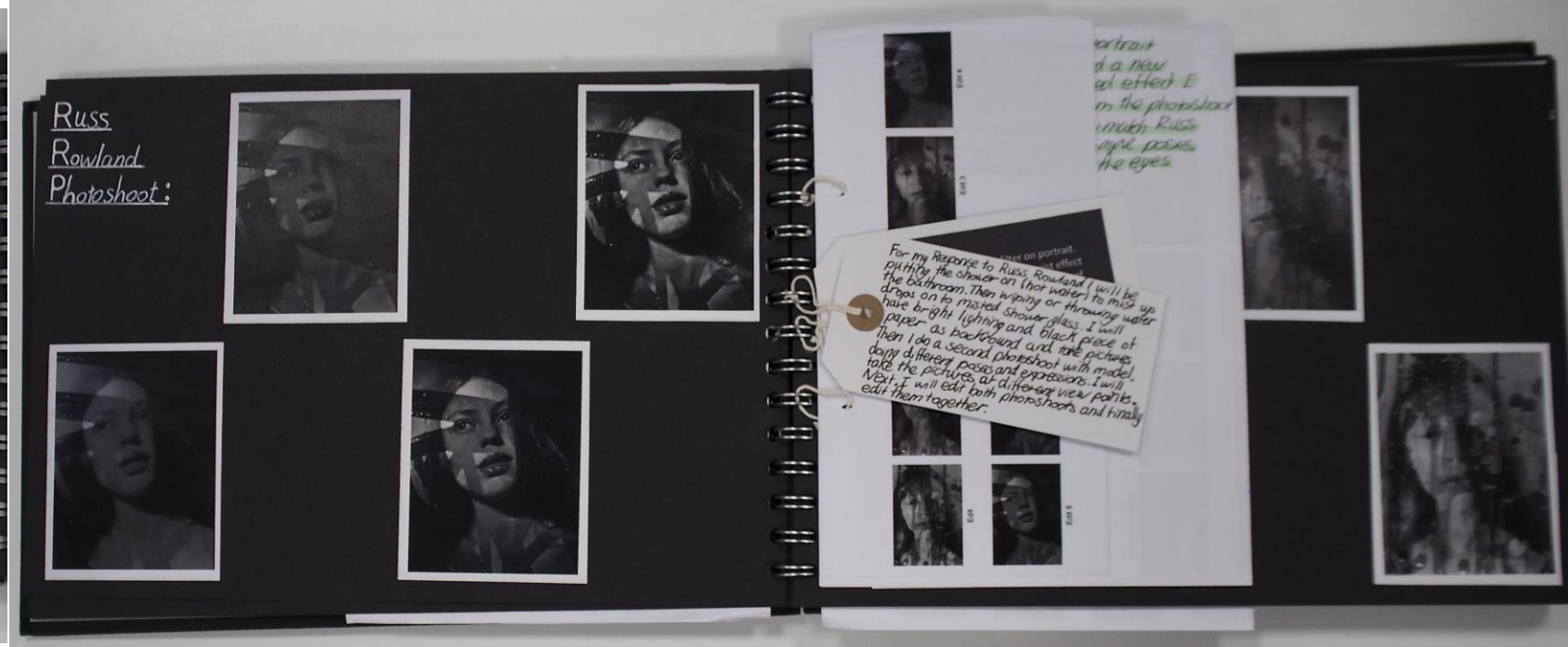
• Jenny woods is a fine art photographer. In the process she doesn't think, she feels. She focuses on sadness that can be seen in her work. In an interview, Woods talks about how she likes to find the beauty in the ugly things. She likes nature and is drawn to it. Every one views her work differently. Working at a newspaper has influenced her art.

• I like her work for the emotion, pose of model and lighting. The emotions are conveyed through the pose/emotion on the face and the lighting. The conveying of emotions is done very well, making it able for us to feel the emotion ourselves. The dark choice for the pictures represents the negative emotions of the subject and people in a hole.




• The picture is a headshot that is tightly cropped photo of the face. The subject is a female that is covering her cheeks and eyes with her hands and opens her mouth wide. The picture is edited to only show her face and hands, with the rest in darkness. Making it highlight and focus more on the actions of subject. This brings a strong intensity to the picture. The subject has dirt on her hand that makes it seem that she has worked very hard using her hands making them dirty and making me think the stress is too much for her. The picture is in black and white with high contrast from studio lighting.





BRUNEL JOHNSON

Brunel Johnson is from North West London, Kilburn and he is known for his street and documentary photography. He was studying Mathematics in University but he started having an interest in photography and media. He has become one of the countries most prominent photojournalists. Being the winner of portraits of Britain 2020. His work focuses on the experiences of being young and black in Britain today.




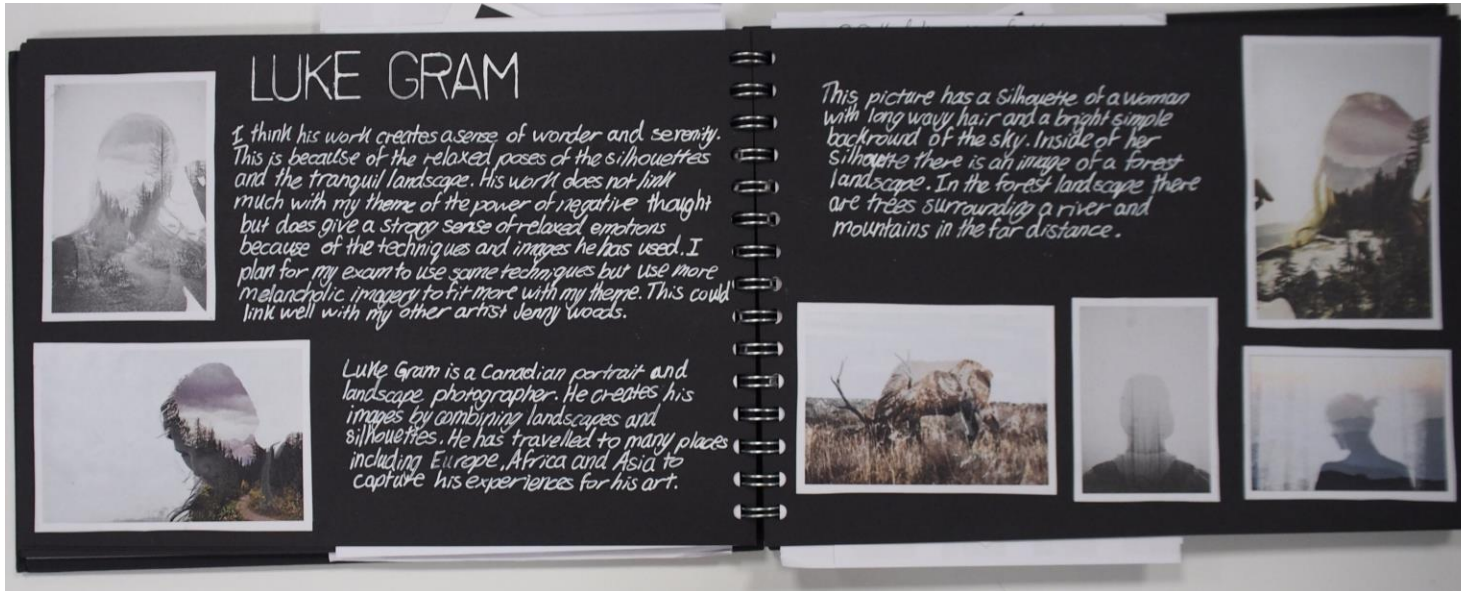
I like his work for how the models have emotional faces with writing about difficulties and suffering. I think this represents how people are in their ordinary lives with their troubles hidden deep within but his work makes us realize this with it written all over their faces. I think it will also go well with the power of negative thought I've chosen to focus on. As I'll be able to show how people look fine on the outside but can be in distress and have anxiety.

It's a portrait of a man in black and white. The man is looking slightly upward straight on and his whole body is facing straight on too. He is wearing white and the writing is in white to. This makes them rely pop by creating contrast as it's against a darker skin tone, making the writing stand out.

Brunel Johnson

Photoshoot:







EXAM PLAN



- This piece has taken inspiration from Lulie Gram and Jenny woods. I used Gram's technique with the silhouette and woods inspired portraits as the image in the portrait.
- Edit: Layer portrait over silhouette and erase every were on the portrait except when it is in the silhouette. To do this I will alter the opacity of the portrait. Finally copy and paste on background. (will edit portrait 1st)
- It links with my theme "power of negative thought". As the intense portrait in the silhouette looks like it's showing the negative thought in the person.

Testing different backgrounds:




Cloud background is best out of the tested backgrounds because it presents a strong sense of power.





First print was too dark, so I lightened all my images. As you can see the lightened version has more detail and better colour contrast. Still will look better on screen, so please do look at it as well.

Layout:



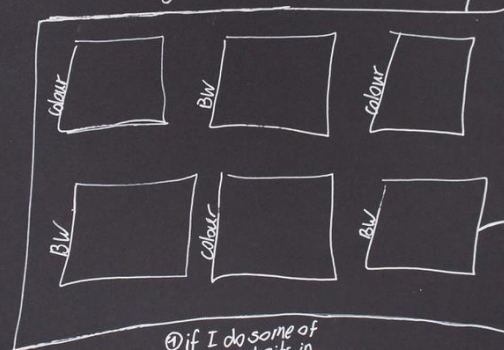
① didn't do colour version
② same layout different with portrait/landscape

③ Did do white border



- I did try out a colour version but I think the black and white version had more of an impact and linked more with my theme. (power of negative thought)
- I found this background to be too busy, so for my final piece, I stuck with just sky pictures.
- The white highlighting, I took inspiration from one of my priories "Testing backgrounds". It makes the silhouette easier to see and makes it pop.

Idea for Layout:



④ some could be landscape/portrait so lay out or sizing would need to be adjusted.

Poster black
⑤ try to do 6 images if can't will change layout in Exam

when output leave a white border

⑥ if I do some of the portraits in colour I could lay them out like this but will also try out different negs.

