

Component 2: Photography

Standard Mark: 26

Performance Levels 2/3: Basic Ability/Emerging Competent Ability

	AO1	AO2	AO3	AO4
Mark	6	7	7	6
Performance Level	2	3	3	2
	Fully basic ability	Just emerging competent ability	Just emerging competent ability	Fully basic ability

Keywords from the taxonomy: **Broadening**

Moderator Commentary

This Photography Component 2 submission comprises an A3 clear sleeve display book and several A3 sheets featuring collaged and photographic preparatory studies and final outcomes developed in response to the Externally Set Assignment theme, 'Gathering'. Images of work selected here reflect the characteristics of work placed between Performance Level 2, Basic ability, and Performance Level 3, Emerging Competent, with a mark of 26/72. The strength of the submission lies within Assessment Objectives 2 and 3, Refine and Record.

The preparatory stage begins with the creation of written mind maps and a visual mood board that draw on secondary sources exploring the theme of human interaction with the natural world and the concept of 'gathering together to protect the planet'. The candidate investigates Lindsey Rickert's micro neon botanical photography and methodically plans a photoshoot of plants and flower heads, focusing on the interplay of light and colour to emphasise form, texture, and contrast. Through experimenting with similar photographic techniques and applying digital enhancements using Pixlr, the candidate broadens their understanding of photographic digital imagery, extending their creative and technical skills. A series of A3 colour prints are produced, evidencing an emerging competence in the refinement and recording of ideas.

Techniques and processes are documented through deliberate descriptive annotation, though the commentary often remains more superficial than analytical. For example, the candidate writes, "To reproduce this piece, I would digitally edit colours onto my photos of flowers and perhaps use macro photography to achieve a higher level of detail. This piece makes me feel like the flowers are unearthly and cinematic."

Moderator Commentary

Maintaining the thematic focus, the candidate examines Shannon Rankin's 'Faulted and Unearthed' series, in which the artist uses the language of maps to convey ideas of transformation and environmental degradation. In response to this research, the candidate creates three digitised outcomes as part of a mock exercise for the timed test, combining their own floral photographs with map imagery through digital overlay. At this stage, the candidate adopts a tentative approach to refining and developing ideas, experimenting cautiously with composition and layering to explore potential directions for the final outcomes.

During the 10-hour sustained focus period, the candidate created three collaged maps incorporating glued artificial flowers. These final pieces were not as resolved and demonstrated less secure technical control than their earlier mock outcomes.

In order for the submission to move into Performance Level 3, Emerging Competent, the candidate should demonstrate greater endeavour in the development of ideas and show growing control in the exploration and experimentation of photographic media, techniques, and processes, particularly when realising their intentions.

Definition:

- ① An Assembly or meeting
- ② An group or crowd
- ③ A collection, compilation of anything.
- ④ something that is gathered together.

Synonyms:

- Assembly
- convention
- gather
- conclave

Antonyms:

- scattering
- dispersion
- distribution
- spreading

Possible ideas - nature,
Travel, Jewellery, makeup

People:

People gather together at
Public events such as music
festivals, weddings etc.

Shepard Fairey
dual-tone
text

New York

- gathers materials to create sculptures.
- invites people to view ideas on history.

Erin Rimmer

- double exposure
- photographs of people with buildings inside. (sketches)

Protests
Injustice
doing what is right.

Sue Stone

- uses ^{old} images of her family.
- creates a textile piece from that.

I like the idea of using old family photos.

Natural world:

changes in weather can cause storms to gather.

Animals.

Lindsey Ricke ★

- edits photos for in bright neon colours
- usually of flowers

Richard Mosse ★

Andy Goldsworthy

- collects things such as rock, leaves etc and creates designs.

Environment:

- car parks
- open air or indoor charges
- maps
- Buildings

Michael Corriere ★

- focuses on environmental issues.

Noah Addis

- Abandoned places ~~shows~~ shows the opposite of gathering.

Scott Fortino ★

- empty classroom
- empty hallways.
- abandoned places which usually have people.

Human made:

objects can be designed to be assembled from different component parts.

Andy Warhol

- Screen prints
- coca-cola bottles together.


Tracey Emin

- gathering statement to make a powerful protest.

Wang Zihuan

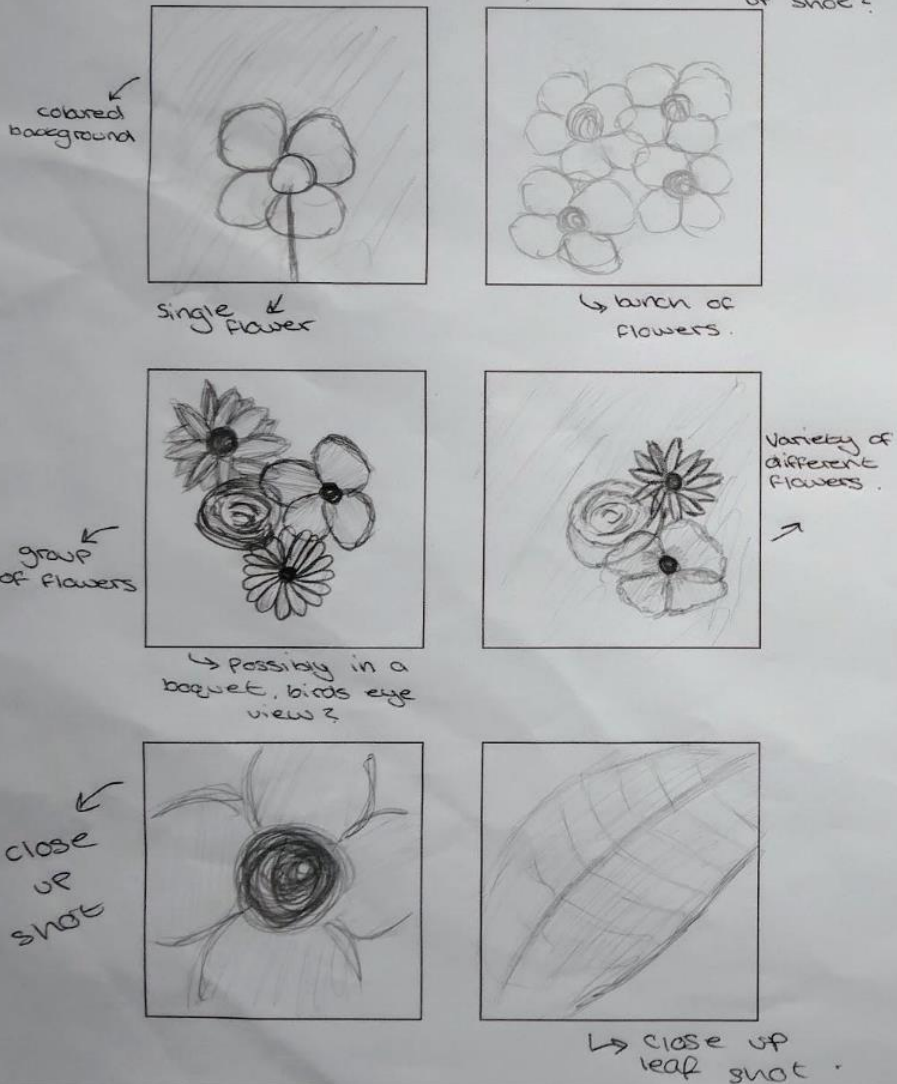
- Rubbish piled on top of each other falling down almost like a waterfall.
- good website to look at:

Art2day.com



Photoshoot Plan Sketches

How will you compose your photographs viewpoints and layouts?



Photoshoot Aims

What do you want to capture in your photographs? What message or meaning are you trying to create?

My main aim is to get people to understand the problems we are facing. I'm trying to get across the fact that people need to act on it now before it gets too bad.

I'm going to capture maybe a couple different problems possibly like pollution or flooding. Then I have to find a way to incorporate that into my work.

Photoshoot Equipment

- camera
- ~~video~~ PC
- LED lights?
- ~~single machine?~~
- flowers (face or rear)

Lindsey Rickert artist analysis

This photographer uses a range of different shots with in her work. However, this photo is taken close up as you can see the details within the flowers



I like this artists work because the different coloured lights on the bunch of flowers make them seem unusual almost magical. It gives the illusion that this photo is from a cartoon or fantasy type film

I think the artist has made this work by using coloured LED lights onto the flowers against a background. I also think they have possibly used a macro setting on the camera to achieve the level of detail.



Within this piece you can see a variety of flowers gathered together with coloured light projected onto them. I think the most important part of this photograph is the elements of the coloured lights they really add to the artwork to make the flowers seem cinematic. To reproduce this piece I would digitally edit colours onto my photos of flowers, maybe also try use macro to achieve a higher level of detail. This piece makes me feel like the flowers are unearthly and are from a different planet because you wouldn't usually find flowers what look this, even if you find brightly coloured flowers the effect of the light adds different shading within the flowers adding more dimension

How I made this experiment -



To make this experiment inspired by Lindsey Rickert I firstly completed a photoshoot of taking at least 60 photos of flowers, I had an UV light to add extra colour although I haven't used it with this photograph, I also had lights to add different shadows to add to my images. I then digitally edited my original photo using pixlr. I used the filter setting to colourize my photograph I used a range of different colours to get a photograph similar to Lindsey Rickert's work. I used two or three different colours gathered together such as pink, purples and blues to get my desired image.



(This is what my final photograph turned out like !)




This is the image i was inspired by because I like how the colours combine nicely with each other casting shadows in the right places to make the plant look magical. If I had the correct equipment I would like to use different coloured lights to add more shadows and definition to my work, this links to my theme of gathering because of the collection of colours and it could also show the absence of gathering as in some of her work there is only one subject. However, in several of her pieces she has a gathering of flowers or the camera is close to the subject in macro so you can see the different aspects within the flower.

(more inspiration from Lindsey Rickert)




Lindsey Rickert inspired experiments










Shannon Christine Rankin - artist response page

Shannon Rankin is a Californian artist who uses the language of maps to explore the complexities and interconnections between the inner and outer worlds. She has a variety of different series but I am most interested in her series called 'Faulted' and 'Unearthed'. I think with her series unearthed she is trying to get across the point of change and destruction as the maps are ominous and monotoned.

I think the meaning behind her work is to allow people to realise the impacts and changes humans are having on the planet and the environment. The maps add a sentimental element of what the Earth once was, even if the world is constantly shifting and changing around us maps will always stay the same possibly giving people the ability to hope and salvage what we can.

This links to my theme of gathering because Shannon Rankin gathers and collects different maps and collages them together to make her point

I also think this links nicely with my first artist Lindsey Ricket because the message behind the map could be to show the sorrow and despair and the bright colours of the flowers can be to symbolise hope.



How I made my experiments inspired by Shannon Rankin and Lindsey Rickert -



To make this experiment inspired by Shannon Rankin I collaged OS maps on top of each other to make my pattern I did this by hand and scanned it into the computer to digitally edit my piece if I wanted to. I cut out different shapes with different parts of the map and glued them on top of each other. I quite like the message and idea behind her work because it could be taken in several different ways but I like the idea that the maps send a message signally that we need to protect the planet before its too late.

For this piece I was inspired Shannon Rankin's series Unearthed. For me this makes me imagine that the maps are old or wearing away symbolising how we are slowly loosing the planet and how people need to recognise the damage we are causing. This could like to my theme of gathering because you could gave the gathering of materials with the collage of the maps together you could other have the combination of the ocean on the map where it is quite empty compared to the streets and the contour lines in the middle of the map showing the urban areas.



For this experiment I tried to combine Lindsey Rickert with Shannon Rankin. For this I did the same process of cutting and collaging my maps together. I then added coffee stains to it to make it look older. I also hot glued my flowers onto my map. I like the idea of the flowers because it gives a symbol of hope and that we still have something to cling onto even though the map is old and run down. I want to get the image across to people that the planet needs saving and humankind is just damaging the environment so I want to get the image across that people need to step up.



GCSE Photography Mock Exam Plan

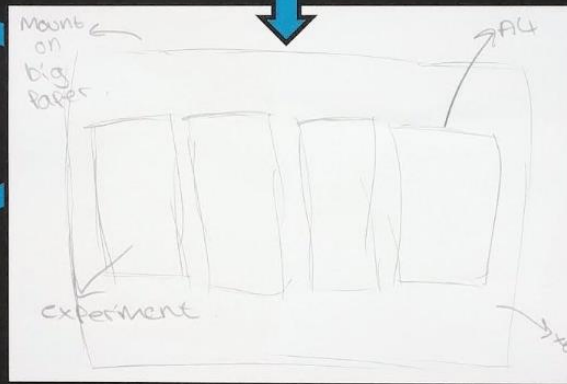
What artists am I making work in the style of?

Lindsey Rickett
Michael Corridor 2
Scott Fortino.

What equipment do I need for the exam?

Pc
Phone
cable / charger
Pixlr + Powerpoint

What will it look like?
Draw a quick sketch here of your final composition



How does this link to my theme of GATHERING:

It shows the group of flowers, and it could show the absence of people.

What skills and techniques will I use? (I.E collage, digital editing, embroidery, video)

Digital editing ✓
Double exposure ✓

P1 & P2

- make two experiments
- transfer photos then edit

P3 & P4

Repeat steps from P1 + P2

P5 & P6

repeat again.
Mount onto bigger piece of paper



GCSE Photography Exam Plan - GATHERING

What artists have influenced my work?

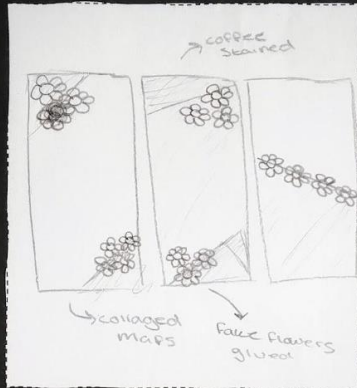
- Shannon Rankin
- Lindsey Rickett

How does this link to my theme of Gathering?

- gathering of materials
- groups of flowers

What will it look like?

Draw a quick sketch here of your final composition



What equipment do I need for the exam?

- PC - A3 paper
- maps - maps
- fake flowers
- hot glue gun
- glue stick
- coffee
- paintbrush

What skills and techniques will I use?

- collage

DAY 1 EXAM PLAN

P1 & P2

- collage maps
glue flowers and maps.
- make first A3 piece

P3 & P4

- finish off first piece
- make second piece

P5 & P6

- finish off ~~second~~ second piece
- make third piece

DAY 2 EXAM PLAN

P1 & P2

- finish off any other pieces if not done
- make more as experiments

P3 & P4


Start Evaluation

P5 & P6


• Finish evaluation and print

Composition Ideas

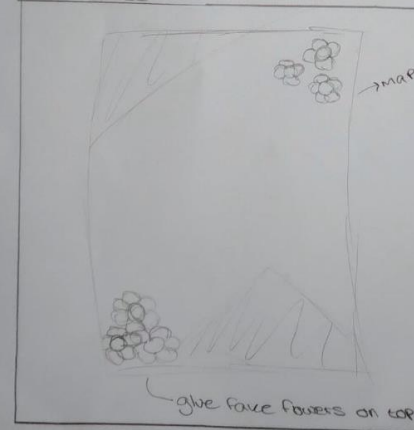
Idea one -



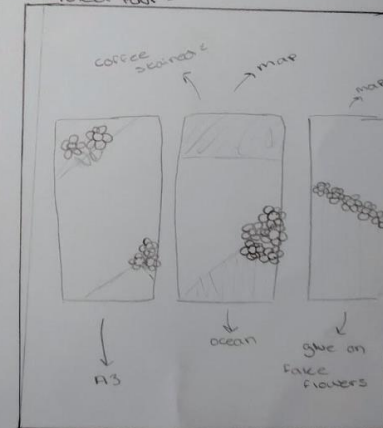
Idea two -

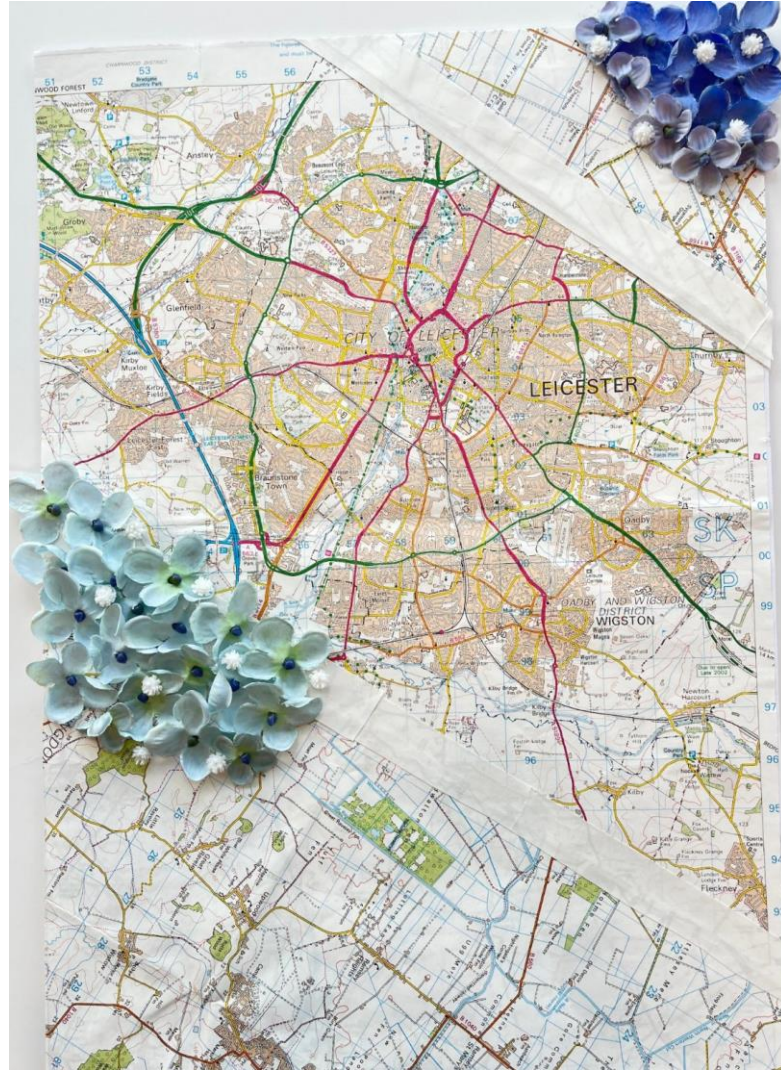
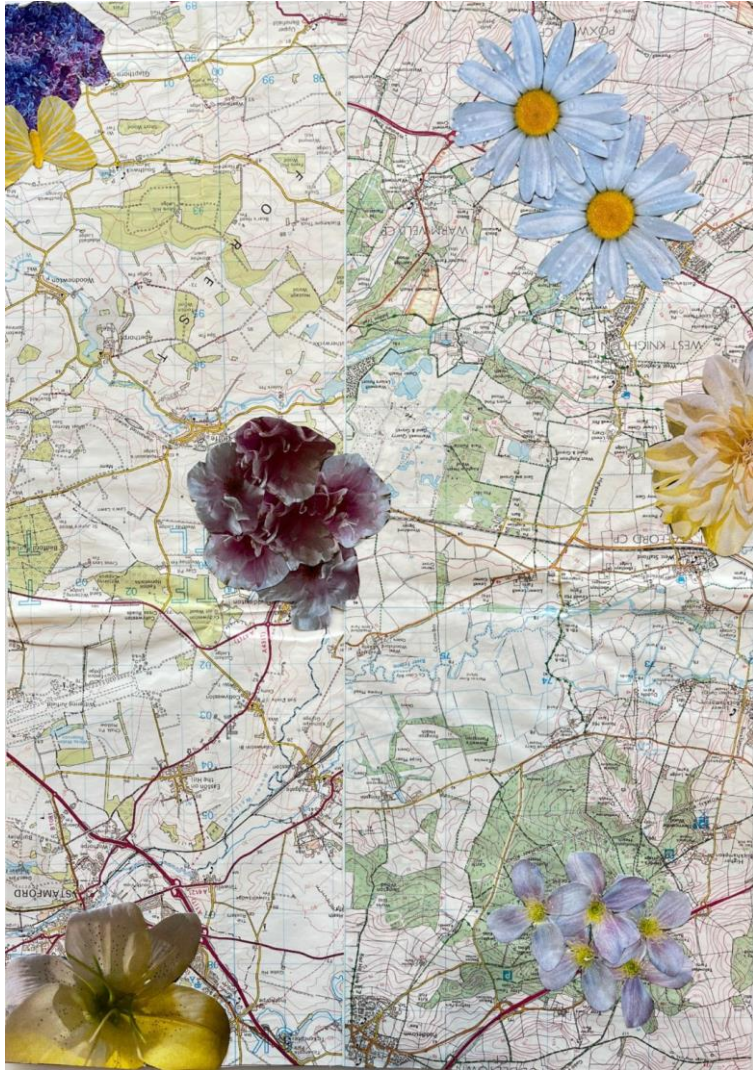


Idea three -



Idea four -





Evaluation – Gathering

My theme is gathering. My chosen artists are Shannon Rankin and Lindsey Rickert. I like Shannon Rankin's work because she works with maps and the message behind it could be interrupted in several different ways. However I like the idea that the maps symbolise how people need to realise the damage and how our actions are slowly killing the planet shortening lives of generations to come. I like Lindsey Rickert's work because she works with flowers, I am very interested in nature photography so this links into my interest with nature. Combined with the maps of Rankin's work the flowers could be a symbol of light and hope showing we still have something to cling on to and not everything is destroyed and how there is light in dark situations. The techniques I think the artist have used are digital editing and collage.



To help me develop my ideas further, I did artist research on Shannon Rankin and Lindsey Rickert. I also completed experiments and two sets of photoshoots prior to my exam. In my experiments the photography techniques I used were macro, digital editing and collage. In my opinion my artist link quite nicely both able to combine together and get a message across. These techniques link to my artist because Shannon Rankin uses collage to create her pieces and I think Lindsey Rickert uses LED lights to create the colour on her work but I used digital editing to create a similar effect. However, instead of digitally editing the flowers onto my maps I have decided to compromise and glue the false flowers onto my finished collage.

To plan my photoshoot, I had to plan how I was going to take my photos. A problem I faced was finding flowers during the time of my photoshoot it was winter so I struggled being able to get a variety of flowers as flowers were out of season. I overcame this by using false flowers what I had in the house as my mum runs a business she allowed me to use some of those for my photoshoot and experiments. The photos I feel like were the most successful where the group photos as you could see the variety of different flowers I also liked the macro photos as you could see the flowers in greater detail. I feel like this photoshoot would have been better if I had access to wild flowers at the time my photoshoot was taken.

The areas I feel were most successful are the collaging of the maps because I like how you can mix different maps together from different places getting a range of different aspects within one piece. My piece links to my theme of gathering because I have gathered several different materials such as maps and flowers I have also used a gathering of pieces as I have made 6 final pieces to contribute into one. To improve my final piece I would change the placement of some of my flowers I have glued on and I would maybe try a different way to add my own photos onto the maps. During the exam I problem I faced was not having my own photos in my work, I had fake flowers glued onto maps to mimic my artist but I didn't actually have my own photos. To overcome this, I decided to print off flowers from photos I have taken and cut them out before adding them to my collaged maps.