



# Component 2: Fine Art Standard Mark – 48

	AO1	AO2	AO3	AO4	TOTAL
Mark	11	13	12	12	48
Level	4	5	4	4	
	Mostly competent and consistent ability	Just confident and assured ability	Fully competent and consistent ability	Fully competent and consistent ability	

Keyword descriptors from the taxonomy:

Refined  
Informed  
Purposeful

Secure  
Engaged  
Skilful

Cohesive

# Examiner comments

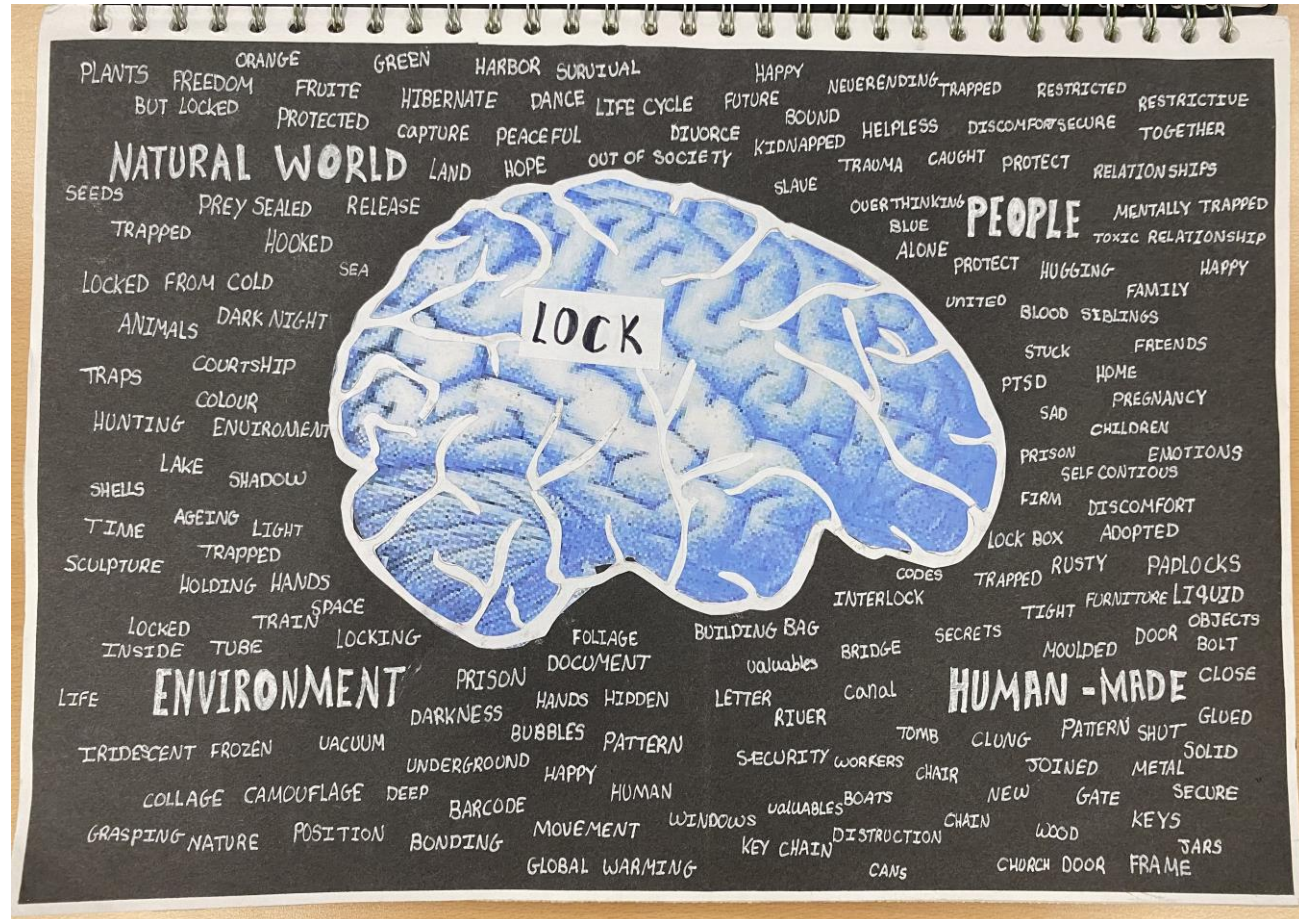
This Fine Art Component 2 submission consists of an A3 sketchbook of preparatory studies and the timed personal response, a separate acrylic painting on canvas. Images of the work selected here reflect the characteristics of work between Performance Level 4, Competent and Consistent and Performance Level 5, Confident and Assured ability, with a mark of 48/72.

From the initial 'Lock' mind map the candidate quickly focuses on the ideas of containment, and that associated with food. The visual journey is informed initially with contextual references supported by purposeful annotation as to their relevance to the candidates' ideas. Direct, informed observational studies follow, completed in a variety of different media; pen, paint, pencil and photography.

Contextual reference taken from the artist Noah Verrier informs their work initially. In direct response to this the candidate produces several engaged and skilful observational studies, completed in a range of media. The candidates' ideas develop, with them choosing their own objects to go inside or around the jar. The work of Gretchen Hancock further extends the idea of food being contained and leads to further photographic observation as the candidate explores their ideas, particularly around composition. The photographs throughout this submission are a particular strength as they allow the candidate to recognise and explore composition. Using readily available objects they manage to cohesively bring together their own ideas of the theme "...my final piece will be of objects overlapping or locked into a container hopefully glass as that is what I have been focusing on.... really looking at the colour and texture that shows things that we don't see as important or take for granted..."

The final timed response is a direct observation of a still life comprising of a lemon, containers and white fabric. The painted composition is carefully considered and is a skilful observation that is reflective of the preparatory journey.

To further develop this body of work beyond that of Performance Level 4, Competent and Consistent, the candidate would benefit from demonstrating a more perceptive analyses of contextual sources and show a better understanding of visual language in the application of the formal elements in the final response.

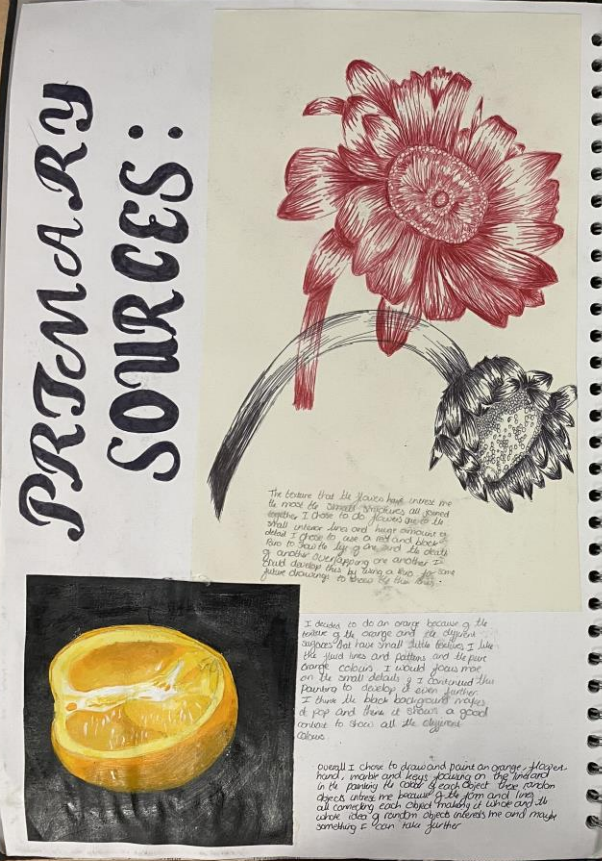




Kahn Schwan  
I like the idea of a jar... I like how they put them in a jar... I like how they put them in a jar... I like how they put them in a jar...



In these little pieces of art... I like how they put them in a jar... I like how they put them in a jar... I like how they put them in a jar...



# PRIMARY SOURCES:



I think it is an orange because of the color of the orange and the shape... I think it is an orange because of the color of the orange and the shape...



I was inspired by the drawing... I think it is a hand because I was interested in seeing... I think it is a hand because I was interested in seeing...

**For a say money!**

THE market has not crashed as much, but easy money is becoming difficult to come by.

**DEBRAE WALKER**

**Matthew Lynn**

**Dumbing down hiring is bad for business**

There are many reasons why the current economic situation is bad for business. One of the most significant is the 'dumbing down' of hiring practices. Companies are increasingly focusing on short-term gains rather than long-term growth, leading to a loss of talent and innovation.



# PRIMARY SOURCE PHOTOS



**Hundred Himalayas**

...overstanding 3,000m more than a year...

**LETTERS TO THE EDITOR**

TRAPPED AGEING SEE THROUGH  
RANDOM OBJECTS TEXTURE SMUDGED SHAPES  
LIGHTING OIL PAINT STRUCTURE  
CONTRAST CONNECTIONS  
SHINY PAINT PLAYFUL  
JARS GLASS DEEP OBJECTS  
FOOD SURFACES BOLD COLOUR  
CONTAINED BLURRED RICH  
KEEP SAKES POWERFUL LINES

**NOAH VERRIER**

**CONTENT:**

The subject matter of this work is trying to portray different subject matters in containers all linked in to one another. It's about different types of objects and glass so you could see the subject matter through the jar. The colours are quite exaggerated and the objects float or what ever is in the jar. There are deep connections to the container and the objects which I could use to work and take forward on.

**FORM:**

They have been arranged to be placed next to or on top of the jar so that any viewer can see the subject matter it has inside without colours compared to realistic kind backgrounds to focus on the object. The form of paint and the shapes of the objects helps bring on one another causes it to repeat the painting hold satisfaction to paint.

**MOOD:**

It's captures a calm real life environment and it makes you feel satisfied and peaceful.

I was interested in things being in jars and random objects in or placed around it which leads back to my primary sources with random objects that all connect in some way that could surface or texture or colours and lines. I'm taking together. In my primary sources I drew painted an orange, marble flowers and hands and kept all coming up with surface and line connecting or colour joining them up they are all quite random objects but linked with things we look at everyday and have no notice of not appreciating the significance. I want to develop my painting and continue looking at jars but could then lead to different containers with important objects.

I like how the jar is really pop and you can see together

I want to develop my painting skills

I like the colours on the jar

I like how it sits on with my theme of random objects, but see everyday



I know that I have to make a progression with the drawing that I had to change a bit and keep it in mind for my next drawing.

I was looking for objects for drawing. Studied and the shape and texture I could get from a bottle of Pepsi. Drawing to show the different lines and how to draw.

I don't like exactly how this turned out so I did a completely different one but I ended focusing on the different colours used in the beer can and the different shades and gave me the idea to maybe look at black and white so I think I'm going to develop on that little.



# Reduce:



A photograph inspired by Noah Vemer in and around it like these with the grapes compared to what I'm interested in jars, colour ideas if there is would look at when my ideas and variety, I need.



I know that I have to make a progression with the drawing that I had to change a bit and keep it in mind for my next drawing.



by 202 joints, using scales and and to me I can't compare with

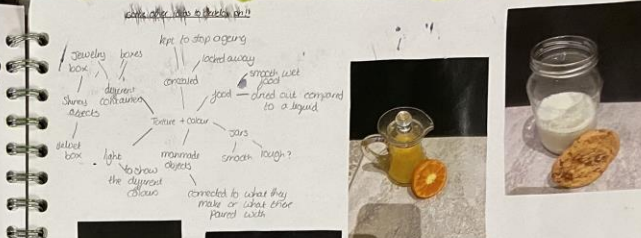
I decided to draw this jar to show that I am able to draw jars due to the tricky shape and learn from my mistakes. I used black paper to show a different texture the crunchiness and the different feel that comes from the cookies compared to the smooth jar. I decided to draw to show off my pencil skills so I am able to use a large range of media. I like the different shading and the lines of the photo compared to the drawing.

# Source:



This is a drawing from one of my outcomes from my photography inspired by Noah Vemer I was interested in his use of jars and using things in and around it like Noah Vemer does. I was interested in the colour contrast with the grapes compared to the grey. I chose to do this as it shows clearly what I'm interested in jars, colour shapes and the use of contrast. To develop my ideas I think I would look at different glass objects with different objects to widen my ideas and variety. I made this as I also wanted to use paint like Noah.

# PRIMARY PHOTOGRAPH



I love the shape of the grapes but over time due to the blue hour and the use of just card the jars, to add interest by black some use of glass and placing things in and around it so I decided to do pieces that related to his main theme. To develop my idea further on the grapes I chose blue as well as the transparency of the jar which is really interested in the surface and colour mainly vibrant red and I want to combine using jars and placing objects in or around it to show meaning and surface candy.

I decided to do the corona bottle as it with a different shape with a whole new idea behind it instead of doing pieces that are different textures and a more synthetic theme. I still want to do things with jars but I thought the use of the bottle could be easy and possibly develop my ideas.

Focus on the texture and colour of the glass which I am trying to do showing in my artwork. The milk and coffee was one of the ideas that still present. I still think cups but in my own way of doing them the longer that someone could use for ground or cubed milk. I am so into it and show a few variations of happiness and joy with the warm milk. Connected to a jar. Summer.

The orange juice that is trapped in the jug but its orange source that shows the green near of juice liquid down and dropped it. Close to do an orange for the texture of complicated line to show compare to a smooth liquid that could show its smooth shiny side to it.




Gretchen Hancock focuses on using very neutral simple colour and also of multiple objects. I think it's okay I was so interested in her she makes a calm feeling to her paintings and uses paint in clay so which is what I would like to try and capture.



I chose to do the lemons in a bowl as I'm looking at containers and different sort of containers with multiple objects placed on it. With my images I found the tea cups quite interesting with their texture and the simple yet it needed to do the lemons on the bowl as I liked the see through bowl and being able to see other colours appear from yellow which everyone would have expected. Gretchen Hancock focuses on still painting she has been painting for over thirty years. She started with colour washing. I liked that she had been painting fine watercolour. She was taught colour colour and drawing at the college level. She studied in local and national show and has been awarded at national level shows. She enjoys painting realistic subject and like doing landscapes however mainly focuses on food and things in containers which is what I am mainly focusing on.

I found the shape, red wine, cream and bottle perfect in many ways. I think that I can really understand a realistic object. My main aim is to understand and I have a new idea. I'm going to apply this by using different colours and maybe add some paper to make the 'background' more interesting.

I'm going to use a magnifying glass to use different close up photographs. I'm going to use a magnifying glass to use different close up photographs. I'm going to use a magnifying glass to use different close up photographs.



The connection between the 2 objects seems one and the same. I'm making sure that I don't lose the connection. I feel certain about this. I'm going to use a magnifying glass to use different close up photographs. I'm going to use a magnifying glass to use different close up photographs.

This is a painting of one of the images. I took and edited the colour to bring up the bold lines or shallow tones. The colours create contrast and really fit the painting like a puzzle.

I really enjoy how this painting turned out with all the things that I did to make it so unique and I don't think it could be developed to become a final piece.

I like the shiny tone and the neatness of the painting. The use of a really complement one in it.

**MOBANDI: color advice**


I decided to include this artist as I think his work fits well with the painting of the glass bottles. I like the simplicity of the colours and the collection of bottles. I think it also fits with Graham Hancock and the 'Dawn' colours but 'Mystic Objects'. And it also fits with my theme of 'connection' and how they all connect. However it doesn't really 'shock' food or a contrast between bright and neutral.



I chose to do the bottles of wine as I think it looks quite elegant and smooth. I like the sharpness of the shapes and the use of the black and white ones give it a whole different meaning of evening drink, calm and a controlled environment. I'm choosing to look more into this as a possibility for my final piece. as it links in with containers and matching objects.

I chose to look at my kitchen and what was in it from setting the table a quite calm environment and food that my family enjoys at the weekend a quite relaxed vibe. The close up objects like the cherries and bacon and the fruits are pulled in from my table from 'Mystic' and looking at things from a closer point of view. I used a magnifying glass to experiment and I think that it made my photographs more unique but I most likely won't be using these ones for my final piece.

I'm looking at objects with connection and the shapes and lines that link together and just pair together without anyone thinking twice about it.



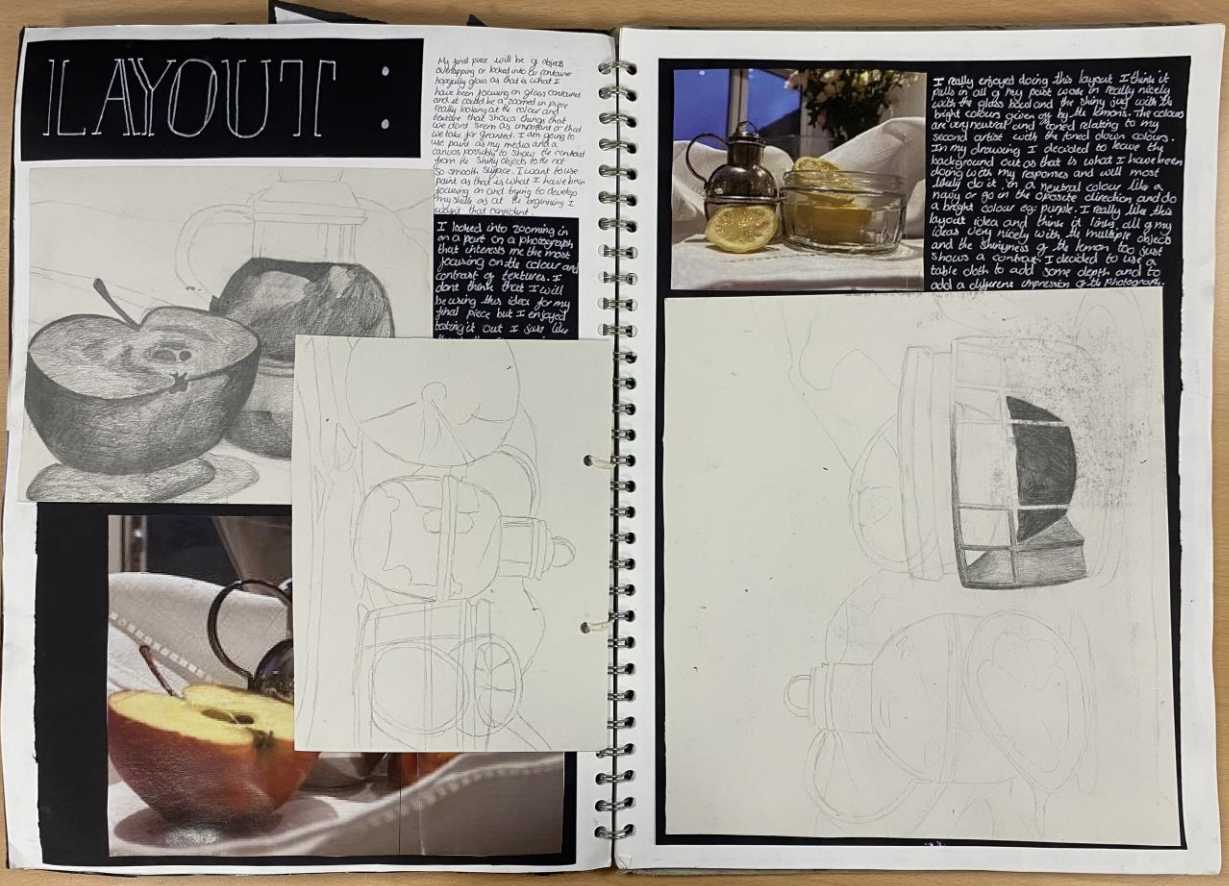
I've decided to use these images for my final piece. I've found it links with my theme 'connection' quite well. I'm choosing to look more into this as a possibility for my final piece. as it links in with containers and matching objects.





I've decided to use these images for my final piece. I love how it looks with my vibrant, saturated colors. I can't wait to see how it turns out. I made it with the cloth and creating a story.

FURTHER PHOTOGRAPH  
TO EXPLORE  
IDEAS



# LAYOUT :

My final piece will be a still life arrangement of bottles and glasses. I have been playing with glass objects and it could be a still life in paper. I have been playing with the colors and I like for someone to see things in a different way. I am going to use a lot of my materials and I am going to use a lot of my materials and I am going to use a lot of my materials.

I looked into looking in on a piece on a photograph that I liked and I was looking on the colour and contrast of objects. I don't think that I will be using this idea for my final piece but I enjoyed looking it out. It was like a piece of art.



I really enjoyed doing this layout. I think it looks so cool. My piece looks so really nice. I like the colors and the way it looks. The colors are so vibrant and they are so nice. I like the way it looks. I like the way it looks. I like the way it looks.



# LAYOUT :

My final piece will be of objects overlapping or linked into the picture hopefully given the fact that I have been focusing on glass containers and it could be a journal on paper really focusing on the mirror and texture that shows things that we don't seem as important or that we take for granted - it's going to use paint as my media and a canvas possibly to show the contrast from the shiny objects to the rest so smooth surface. I want to use paint as that is what I have been focusing on and trying to develop my skills as at the beginning I wasn't that confident.

I looked into zooming in on a part of a photograph that interests me the most focusing on the colour and contrast of textures. I don't think that I will be using this idea for my final piece but I enjoyed taking it out - just like the further away energy and it doesn't use a glass container which is what I have been focusing on for more of my time on the topic of food. I like the shadowing on the table cloth and the colour that the red apple would show but I think overall I will be taking a different approach for my final piece.



I really enjoyed doing this layout. I think it fills in all of my past ideas in really nicely with the glass bowl and the shiny jug with the bright colours given off by the lemons. The colours are very neutral and related to my second artwork with the toned down colours. In my drawing I decided to keep the background out so that is what I have been doing with my responses and will most likely do it in a neutral colour like a navy or go in the opposite direction and do a bright colour eg: purple. I really like this layout idea and think it links all of my ideas very nicely with the multiple objects and the shininess of the lemon too just shows a contrast. I decided to use a table cloth to add some depth and to add a different impression of the photograph.



# FINAL PIECE :

TOOK me 2 and a half hours in total.



I decided to do this photograph for my final outcome as I believe it links all of my ideas together with painting in objects together with glass and shiny objects (the jug) for the texture comparison to the lemons and the bright colour which I like as it shows a contrast. I've been looking at food groups and painting them with shiny smooth objects. My second artist teacher hannah uses simple but effective tones with the fruit she chose to do but I have added a bright background to really make all of the colours stand out and show the surprising light effectiveness of the different textures.

