

Component 2 Fine Art

Standard Mark – 44

Performance Level 4: Competent and Consistent

	AO1	AO2	AO3	AO4
Mark	11	11	11	11
Performance Level	4	4	4	4
	Mostly competent and consistent ability	Mostly competent and consistent ability	Mostly competent and consistent ability	Mostly competent and consistent ability

Keywords from the taxonomy:
Informed, Secure, Skilful

Moderator commentary

This Fine Art Component 2, consists of an A3 sketch pad and an A2 acrylic paint on MDF response to the Externally Set Assignment theme of 'Power'. Images of the work selected here reflect the characteristics of work within Performance Level 4, Competent and Consistent, with a mark of 44/72.

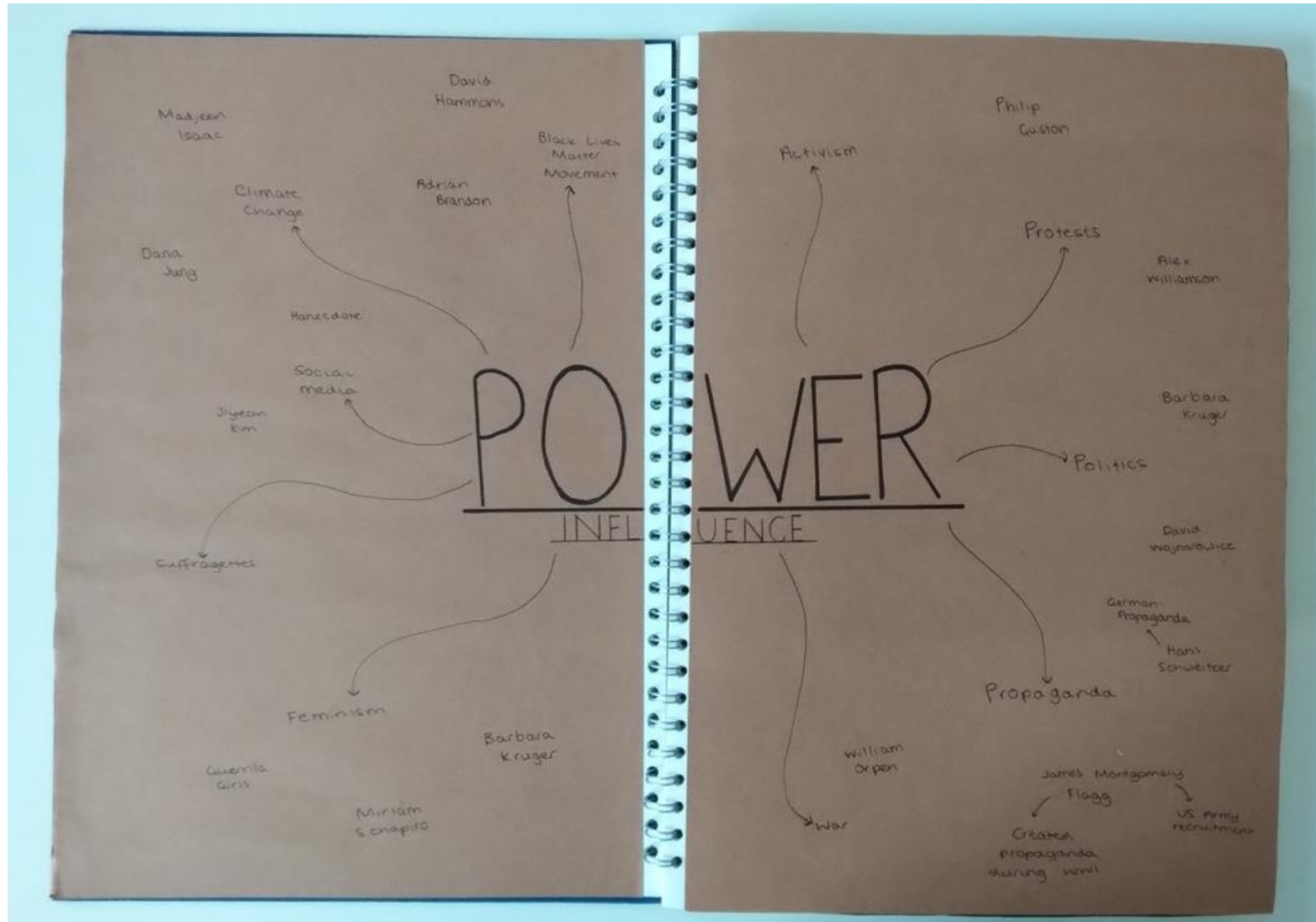
The beginning of the preparatory period begins with the candidate creating a mind-map and collecting images of influential posters that reflect their interest in the 'power of influence' and the 'power men have over women'. The work of American conceptual artist and collagist Barbara Kruger, thoughtfully inspire the candidate to refine ideas through a graphic response they comment: "The text of Thinking of You' seems very direct and almost accusatory towards the viewer".

Transcriptions made of Kruger's 'Your Body is a Battleground' are securely created in water-colour pencils and photomontage. This is followed by a photoshoot that includes a thoughtful series of images of a male figure lying in a pool of paper money. A biro drawing of a friend in continuous line and a skilful tonal study in pencil, focus on refining techniques and ideas in preparation for the timed examination.

The candidate is inspired by the translucent digital layering processes of British Illustrator Alex Williamson, and they analyse 2 digital illustrations in response to their investigations. Monoprints from their own photographs are made and overlaid with circles and crosses "I find it makes it look more interesting". A digital collage is created that enables the candidate to explore the opacity of layers as well as the 'posterise' tool to render existing photographs. The focus of layering is further explored through painting and the use of overlaid tissue paper.

The final response is an A2 acrylic painting on MDF. Concepts of Kruger's work are echoed in the design of the painting; the young woman confidently stares out at the viewer, questioning the gender pay gap. Ideas are drawn together in a thoughtful and cohesive way, reflecting an informed development of ideas.

In order for the submission to move more securely into Performance Level 4, Competent and Consistent, the candidate could demonstrate greater evidence of more skilful recording and a consider less predictable narratives within their visual journey.





BARBARA KRUGER

Barbara Kruger's work is mainly aimed at female consumers and makes statements about social stereotypes and opposing feminism. Her poster this week at her work is interesting, packed, vibrant and draws towards gender roles, making it a perfect collage work, which is very powerful. The use of contrasting colours and highlights and shadows makes the work stand out along with the bold red boxes which text supports her message making it more persuasive and powerful. Using of these photographs in similar styles to hers and use the same colours to make the influence more powerful.



bold red
border makes
it more eye-
catching

bold red
border makes
it more eye-
catching

bold red
border makes
it more eye-
catching

bold red
border makes
it more eye-
catching

Barbara Kruger with photography to get her images and collage to add the white on red text. I want to investigate the use of collage throughout this project to look at influencing people. On the next page I have taken some photographs and used collage to create work like Barbara Kruger's.

In one of the images about the text states 'your body is a battleground', the female face as a background implies it is targeted as a female audience. The text implies/suggests that women should fight for their rights, these empower women and encourage feminism. Barbara Kruger has powerful influence and upon other people. Kruger created this piece to protest for women's bodily rights for safe and legal abortion. The split colouring of the portrait could be highlighting the contrast between the expectation of women's rights in comparison to the realities of life as a female.




I find this piece of work to be right very interesting. The text of 'Thinking of you' seems very direct and almost accusatory towards the viewer. Also with the subtle pen into the image finger suggests this 'you' is causing pain. This piece makes the viewer ask many questions like 'who?' or 'what they have done?' it is possible it could be society and their actions.

TRANSCRIPTION



Here I took photos in the style of Barbara Kruger and used collage to put together the ~~photo~~ halves of the face one in black and white and the other with the colours inverted along with the text written on black card. I really like the style and colour however I don't like this medium



Here I used watercolour pencils to do a study of Barbara Kruger's pieces as I don't want to be using lots of photography I quite like using watercolour pencils as I can use shading and blending to create interesting work. I feel this work came out very well as I used shading to capture shadows and highlights to show the facial shape and expression. I feel that some areas I could have made darker to emphasize shadow on the right. I want to experiment with different mediums of black and white.





Here I did a continuous line drawing. I feel it doesn't allow me to express the emotion and true feeling that women feel towards the power of men over them. I think that continuous line is interesting to explore the photo however it is difficult to make proportions correct. By building up more pen in certain areas it makes it more eye-catching and presents areas of shadow. I want to try out a more detailed medium to explore my ideas and truly express them.




Here I did a pencil study of a girl to compare the mediums and decide what kinds of medium I would like to use in the future. I quite like the higher detail in this as it allows me to express the person's emotions. I still want to try some other mediums in black and white such as printing and painting.

Alex

Williamson



CONFIDENTIAL
→ MATHS
PAPER
↓
WEEK
with NAME
and ADDRESS

I find this piece of work  really interesting as it has the main point it is in black and white, then with yellow and orange circles and triangles. Then there is also small images and graphs. I want to include similar designs in my own work as I feel it can emphasise the ideas and messages coming from the work.



On 1. I feel the newspaper frontpage design is a really interesting way of portraying the message. I find that all of the added colour portrays the message further. For example, the US airline victims and the colour scheme is of the USA flag.



I really like this thing
artistic as we clearly
portray the ideas through
different images and
graphs

Monoprinting




Here I did a monoprint of a man in a suit surrounded by money to represent the significance that money has been bring to the increased power that hold over women through the gender pay gap. I don't want to use a male figure for my final piece as I believe that using a female figure will express a more powerful message about the gender pay gap.



Here I did another monoprint ~~the~~ but instead with a woman to experiment the power of using a female as the central piece. I feel it makes the message stronger. I also added red circles and crosses as inspired by Alex Williamson as he uses shapes over the top of his work. I find it makes it look more interesting. I decided to use red ink as in Barbara Kruger work it makes it more eye-catching and will emphasise my message. I don't want to use monoprinting as I can't add enough detail, however I want to continue working in black and white with shapes and solid colours.

Digital Collage



Here I did a digital collage in response to Alex Williamson's work. I put coloured shapes and made them partially transparent like his style. Also I gave it a headline and title to give it like a news cover to present the message of the gender pay gap. I want to further develop this using printing and coloured pencils.

Acrylic Painting



Here I edited one of my black and white photographs with a 'posterised' effect, turning it to 5 colours. I really like the effect it has. It makes each feature stand out more. I want to use this in the future as a main part of my final. I want to experiment with using different coloured pencils on the top with different materials like tissue paper or fabric paint.



