

# GCSE 2016 Art & Design



U367  
Background image: © solarseven  
Origami: © Justin Hoffmann & Mark Bolitho Pearson Education Ltd



# Component 2 – Art, Craft and Design Level 5



## Candidate 2

### Art, Craft and Design – Level 5

AO1	AO2	AO3	AO4	Total
<b>13</b>	<b>13</b>	<b>14</b>	<b>14</b>	<b>54</b>

Examiner comment:

AO1: Just confident and assured ability – Level 5

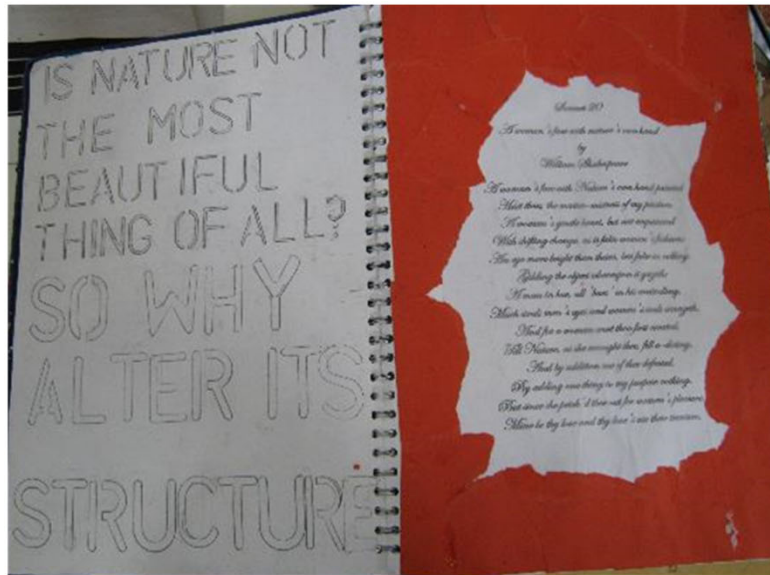
AO2: Just confident and assured ability – Level 5

AO3: Mostly confident and assured ability – Level 5

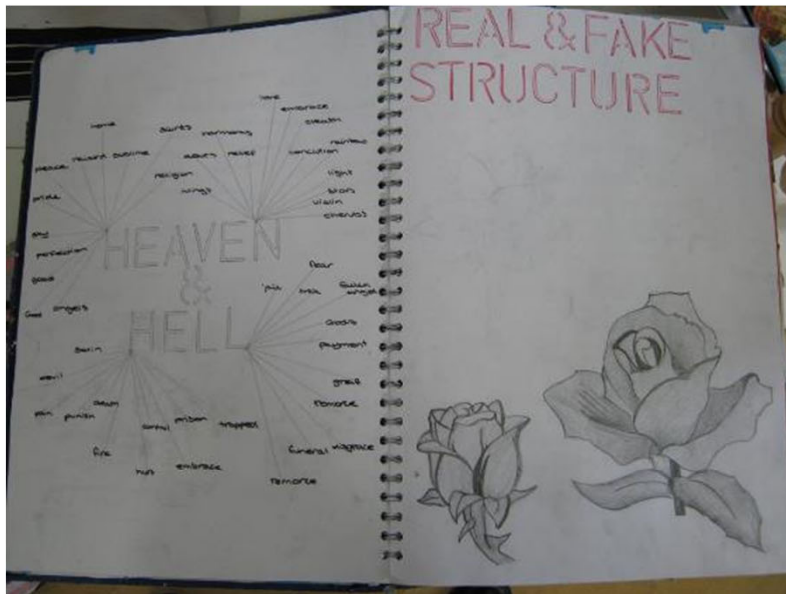
AO4: Mostly confident and assured ability – Level 5

Total of 54 marks overall.

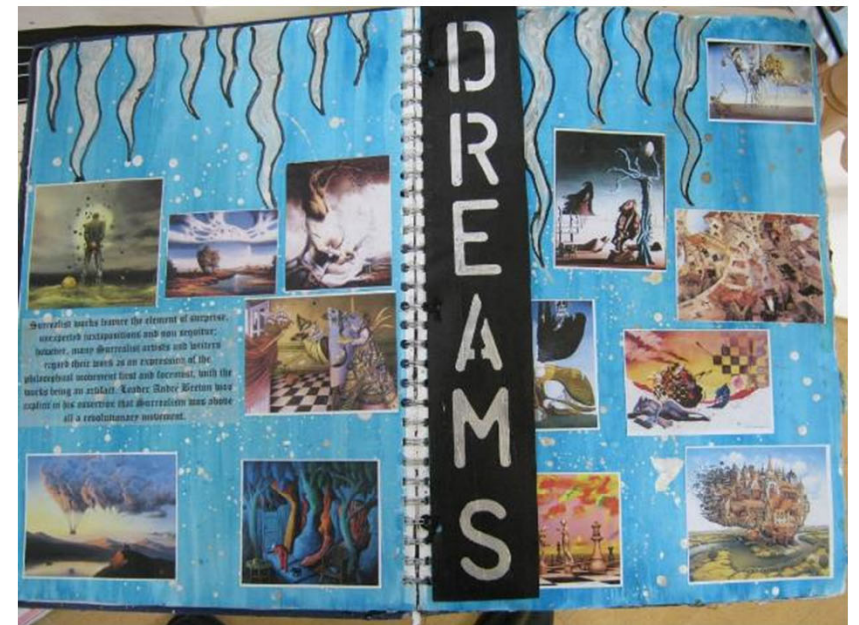







# SIMILARITIES AND DIFFERENCES




54 marks



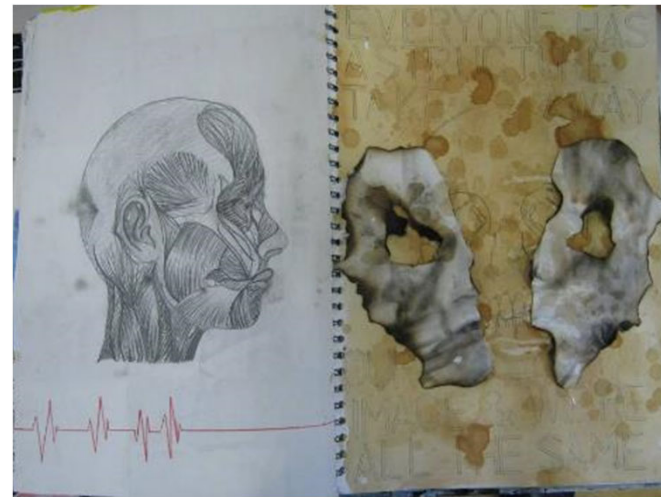
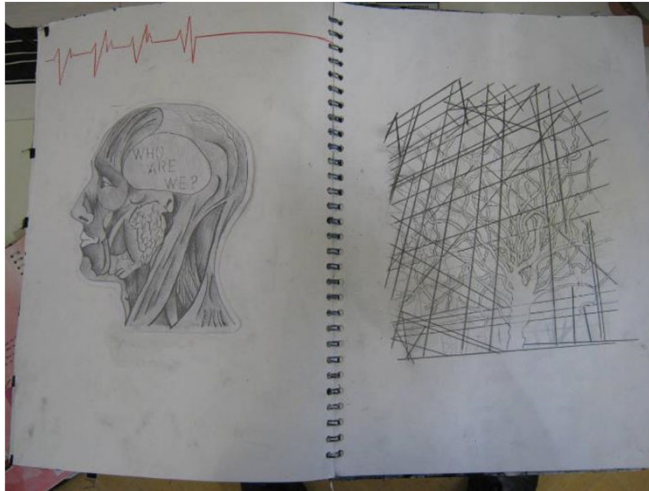
54 marks



54 marks



54 marks



54 marks





54 marks



54 marks



### Evaluation

I began exploring the idea of what is real and fake when studying similarities and differences. I visited the natural history museum and focused specifically on the idea of spells, I believed this made a connection with my idea of a fake idealisation. Furthermore, I found an interest in the objects that they discovered to inspire their beliefs on life and death, which developed my ideas of fake further. However, my interests were drawn further to the idea of how women perceive themselves. Which lead me onto natural women's beauty and when a woman alters their appearance for example, by applying make up or having surgery. When developing this idea I realised that behind a women's face, no matter which women, real or fake they still have the same structure, which cannot be changed, their bone structure, facial muscles and emotions. This lead me on to man made structure, and natural structures, for example buildings and trees. Where Piet Mondrian inspired me with his paintings of trees and his compositions with red, yellow and blue as I found them very structural. Furthermore, I did various first hand photograph, although my favourite photograph was that of a tree encaged in the surroundings of scaffolding, it represented my ideas perfectly, how something so beautifully natural can be trapped inside a man made structure destroying its natural beauty. Mondrian's painting of the Blue Tree suited it perfectly. Once I had developed all my ideas I decided to structure them in the forms of Mondrian's paintings to represent my inspiration which lead to my final piece.





54 marks