

Component 2 Art, Craft and Design

Standard Mark – 28

Performance Level 3: Emerging Competent

	AO1	AO2	AO3	AO4
Mark	7	7	8	6
Performance Level	3	3	3	2
	Just emerging competent	Just emerging competent	Mostly emerging competent	Fully basic

Keywords from the taxonomy:
Growing control

Moderator commentary

This Art, Craft and Design Component 2 submission consists of a square sketch pad, an A2 sheet of supporting studies, and an A4 mixed-media outcome in response to the Externally Set Assignment theme of 'Power.' Images of the work selected here reflect the characteristics of work just within Performance Level 3, Emerging Competent, with a mark of 28/72. The strength of the submission lies in Assessment Objective 3, Record.

The preparatory period begins with the candidate producing a written mind map and secondary source images that explore the power of nature, wealth, superheroes, fashion and architecture. The candidate then focuses on a sub-theme, 'the power of change over time,' with a particular interest in decay in nature and man-made objects.

A series of tonal pencil drawings and watercolour studies are produced, featuring items connected with this theme, such as a shell, watch, rock and apple core, demonstrating the candidate's growing control of visual language skills. Several photographs are taken from the candidate's garden, featuring rusty metal coils, a dustbin and a lock. The accompanying annotation is generally descriptive, providing context for the visual sources.

Inspired by objects related to time and decay, the candidate explores the visceral abstract work of artist Sam Lock, renowned for his use of blowtorches and electric sanders to age and wear down his canvases to convey 'the passage of time.' In response to this work, the candidate produces a selection of small, deliberate experimental paintings, layering acrylic paint with bold brushstrokes.

The candidate investigates the work of textile artist Susan Hotchkis, focusing on her exploration of the weathered remnants of urban life. Inspired by this, the candidate photographs and creates small watercolour paintings of decayed, rusted objects found on a beach. In reference to this artist's work the candidate writes: "She works with print and stitch, marks, textures and colours. Materials are deconstructed using modern techniques, ripped, burnt and dyed."


In preparation for the final outcome, the candidate produces some thumbnail sketches and samples of painted cardboard. Further tentative experiments with rust printing, textured card, cut-out card objects are produced and mounted on a sheet of A2 card, with annotation to describe the processes, techniques and media used.

The A4 mixed media outcome, produced during the 10-hour period of sustained focus, is an unrefined and simplistic realisation of the candidate's intentions and is reflected in the mark of 6/18 for Assessment Objective 4.

In order for the submission to move more securely into Performance Level 3, Emerging Competent, the candidate could demonstrate greater evidence of ability to focus on how ideas, techniques and insights into the work of other artists could be used in greater depth in order to fully realise their intentions.

OBSERVATIONAL STUDIES

I chose to draw a shell as it links to the power of the sea.



I used pencil to do this drawing. I wanted to use pencil as I don't use it and I wanted to use a range of different media for my drawings.



I chose to draw a watch as I felt most like to show how time is a lot of power and life.


I used coloured pencils for this watch. I wanted to use coloured pencils as I do not usually use them in my artwork but I like drawing with them.



I chose to draw a rock as I think it represents the power of the sea and how it shapes rocks.

To paint the rock, I used acrylic. This is because I love painting with acrylic and it is my favourite media to paint with.

I chose to draw an apple as it links to the power of decay and time as well.



I used watercolour and coloured pencils for my drawing. I used watercolour as I love painting with them and they are one of my favourite media to use.

DEATH + DECAY

STATEMENT OF INTENT

As part of the 'POWER' theme I have decided to focus on the sub-theme of 'Death and Decay'. The reason I have chosen this theme is because I love the natural world and the cycle of how things grow, exist and decay over time. I also think that nature is not only beautiful but also extremely powerful and we cannot survive without it. Decay and death are also powerful because if nothing decayed or then the world would be overflowed with plant and animal remains. It is also extremely fascinating and interesting to see how things decay and how it looks. To help the development of my project I intend to visit places like The Ashdown Forest as there is lots of natural life.
(E.g. flowers and trees that could be decaying.)





SUSAN HOTCHKIS

Susan constructs abstract forms "fragments" to highlight the beauty found in the process of ageing and decay. The core theme of her work is colour, texture and surface, strongly influenced by the Japanese aesthetic of

WABI
SABE

Wabi being aesthetically pleasing, her work can also act as a metaphor for deterioration and ruin, associated with urban decay and death and loss.

She works with paint and ink, marks, textures and colours. Materials are deconstructed using modern techniques, ripped, burnt and glued. Her work can take from a week to several months to create.



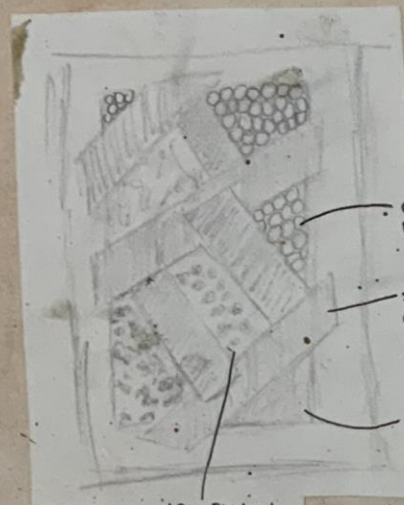
To make my response, I drew the stones from the photos I took and painted them with watercolour. I then shaded and outlined them with pencil.

This is my favourite photo because it shows the up close detail of rust on the object and it shows the different textures.

To take these photographs, I visited the beach in Bexhill. I decided to go to the beach because there are lots of rusted objects there.



THUMBNAILS



tea stained background

cutout pebbles

strips of textured cardboard with tissue paper and paint


Painted sandy background



Textured cardboard that I will use in my final piece

Using watercolor or a sponge
Painted sandy background

Textured cardboard cutout strips
Using layers of scrunched up tissue paper



Tea stained background

cutout pebbles

