

## Component 2: Art, Craft and Design

# Standard Mark: 18

Performance Levels 2: Basic Ability

	AO1	AO2	AO3	AO4
Mark	5	4	4	5
Performance Level	2	2	2	2
	Mostly basic ability	Just limited ability	Just limited ability	Mostly limited ability

Keywords from the taxonomy: **Methodical**

# Moderator Commentary

This Component 2 Art, Craft and Design submission consists of an A3 ring-bound sketchbook containing preparatory studies and an A2 acrylic painting created during the 10-hour period of sustained focus, in response to the examination theme of 'Gathering'. Images of the work selected here reflect the characteristics of work just within Performance Level 2, Basic, with a mark of 18/72. The strengths of the submission lie within Assessment Objectives 1 and 4, Develop and Present.

The candidate began their preparatory study period by creating two visual mood boards and one written mind map exploring the theme of 'Seasons' and significant family celebrations throughout the year, such as birthdays, Halloween, Christmas, and Easter. Initial pencil studies of books and toys then led to an investigation of Michael Craig-Martin's work, focusing on his boldly outlined everyday objects painted in vivid colours. In response to this research, the candidate produced a deliberate, albeit somewhat clumsy, personal interpretation of his style using pencil and felt-tip pens.

The annotation is descriptive and basic yet documents the candidate's ideas and intentions. Regarding Michael Craig-Martin's work, the candidate writes: "It is very creative because he uses a lot of different bright colours and unique objects. I'm going to make my final piece using bright colours and objects".

# Moderator Commentary

Various compositional ideas are explored through collages of secondary source images and thumbnail sketches related to family celebrations, including Christmas trees, baubles, heart-shaped chocolate lollipops, toys, and toiletries. The candidate extended their interest in bold, linear, and vibrant objects by studying Pop Art, particularly the repetitive prints of consumer products by Andy Warhol, as inspiration for their own work.

A critical analysis of Andy Warhol's screenprints of drink cans and canvas shoes inspires the candidate to select the heart-shaped lollipop as the central object for their final outcome. The candidate methodically experiments with coloured paper cut-outs, overlapping and rearranging them to generate a variety of repetitive compositional options in bold, block colours.

During the 10-hour timed test, the candidate successfully realises their intentions by creating an A2 acrylic painting of bold, vivid lollipops in the style of Andy Warhol. This demonstrates a basic critical understanding of the context of their ideas and the sources that informed them.

In order for the submission to move more securely into Performance Level 2, the candidate could show more evidence of technical control when refining and recording their ideas with appropriate media, materials, techniques and processes.





# Seasons-Mood board




## Statement of intent


My aim in this project is to explore the theme of seasons. Seasons can have many different ways of celebrating. Seasons can also have impacts on people's everyday life such as loss, missing someone or feeling lonely. To explore this I'm going to focus and use the seasons, Easter, birthdays, Christmas and Halloween. Using these different seasons, I will create a idea of how bringing them together to make one piece. To do this I'm going to use bold colours as well as dark to show how seasons can be happy and sad. I plan to use a range of ideas through my project with the main focus of different seasons. My initial ideas started from celebrations and how people gather together. I plan to look at how people not only celebrate but why they celebrate.

## 3 Best Photo's





# MICHAEL CRAIG - MARTIN




'I have always thought everything important is right in front of you'

Michael Craig - Martin

My opinion on Michael's work is that it is very creative because he uses a lot of different bright colours and unique objects. For example, he uses table chairs, garden utensils, and more. Using Michael, I'm going to make my final piece by using bright colours and unique objects. This links to my work because I'm using all different seasons and making one drawing.


I plan to use this artist by using bright colours and mixing my different seasons together, making one unique piece.



Michael Craig-Martin is an Irish-born contemporary conceptual artist and painter. He is known for fostering and adopting young British artists, many of whom he taught, and for his conceptual artwork, 'An Oak Tree'. He is an emeritus professor of fine art at Goldsmiths. Michael makes artwork about everyday items with a nuanced simplicity that expresses the tension between objects and their representation. He makes artwork because he probes the relationship between objects and images, harnessing the human capacity to imagine absent forms through symbols and pictures.

I am trying to present objects in the simplest way possible, and I don't want to supply too much context.

Michael Craig-Martin



# Image analysis



Micheal craig martin

In this drawing the techniques of colour texture shape tone and lines have been used. I think that the colour and all the different shapes really dominate this piece of art. I also think that all the different objects used in the picture make it real interesting but also give a point off real life. In this piece I think that Michael has used outside and practical indoor objects to create this. Michael has used everyday objects and made them all cluttered. I think that this could interpret us as human having clutter and having lots off things that we used in are everyday life's.

I am personally interested in this artist because I like the way hwe uses different objects and different things to bring together a final piece. This links to my piece as I can use all my four different seasons and bring them together to make a similar piece. I am going to develop this idea further bt bringing all the different emotions and seasons together creating my final piece.



# In the Style of



Micheal  
craig - martin

# Composition Experiments



# Andy Warhol

In the future everyone will be famous for fifteen minutes - Quote

I plan to use Andy Warhol in my own work by using realism and everyday objects and also by using colour and different angles to show those differences and also to show similarity

Andy Warhol quote →  
Business art is the step that comes after art.



my opinion on Andy Warhol's work is that Warhol sought to provoke thought and dialogue about the nature of consumerism and its impact on society. I also think that Warhol's work helps you see the differences in what you place and see objects to this day. Warhol links to my artwork as he uses objects and colours to show differences and realism today.

Andy Warhol was an American visual artist, film director and producer. He was a leading figure in the Pop art movement. Warhol is considered the most important artist of the second half of the 20<sup>th</sup> century. At age eight, Warhol contracted Sydenham's chorea, a disease that left him bedridden. During his mother showed him drawing which later influenced his art. Warhol's famous studio known as 'The Factory' was a creative hub inspired by photographer Billy Rose. It became a gathering place for artists, musicians and celebrities. The art of Andy Warhol is best



describe as Pop art. He is also known for printmaking, painting, cinema and photography.

# Image analysis



In this drawing the techniques of shape, tone, texture and lines have been used. I think the way Warhol has shown his objects really makes this piece stand out. I also think that the use of colors makes this piece interesting and makes it pop out. I think that to make this piece Warhol has used objects in different ways. I think this could interest how people see things differently and show reality or differences to people.

I am personally interested in this artist because I think that Warhol mixes well with my first artist and could create a good piece mixed together. I also like this piece as I think it shows how everything can and is different in its own way. I'm going to use and in my work by showing differences using different colors and also by using shape, tone, texture and line to create my final piece.


# In the style of Ideas



# Blending Artist Ideas




# Blending Artist's



Original Photo




Colours used





- Idea 1**
- Use the same object
  - Place on top and around each other
  - make a collage
  - Use a colourfull background Not black and white
  - Use off own pictures



- Idea 2**
- Use the same object
  - make the same object in different colours
  - add a different colour background
  - do 6 times and make a grid of all your object in its different colours
  - Use off own pictures
  - card / paper
  - Pencil / pen / ruler / colouring pens
  - Paint



- Idea 3**
- Collage
  - Coloured background only white or black
  - Different objects all added and collage together.
  - Use off own pictures



- Idea 4**
- Different objects in each box
  - every object in there normal colours
  - every background in a different colour
  - Use off own pictures

# Final peice



Colour Swatches



**Material:**  
 Paint (acrylic), normal piece of Paper, Pencil, rubber, Sharpe  
 My picture on the side

**Gathering:** My artist links to gathering because gathering is the idea of people and things all together. My artist shows this as he uses object and things you could find on shelves that came in group or can be found in a shop as a group. gathering can also be one object on its own but is placed in a group on a shelf etc.

Artist Photo



My own Photo



**Process:**  
 I picked one of my favourite photos and looked for an object artist. Once I found my object artist I started to look at ways to blend them together. I found the idea to use two different colours will I still used my idea of objects.

**My artist links:**  
 My first artist Micheal Craig Martin is my object artist. My second artist Andy Warhol is my colours.

Micheal Craig Martin  
 Andy Warhol

