

Component 1 Photography

Standard Mark – 60

Performance Level 5: Confident and Assured

| | AO1 | AO2 | AO3 | AO4 |
|-------------------|-------------------------------------|-------------------------------------|-------------------------------------|-------------------------------------|
| Mark | 15 | 15 | 15 | 15 |
| Performance Level | 5 | 5 | 5 | 5 |
| | Fully confident and assured ability | Fully confident and assured ability | Fully confident and assured ability | Fully confident and assured ability |

Keywords from the taxonomy:

Advanced, Convincing, Comprehensive, Focused, Perceptive, Refined, Resolved, Risk-taking

Moderator commentary

This Photography Component 1, consists of a digital submission based of the overarching theme of 'Identity' where two sub-themes of 'Personal Identity' and the 'Identity of Place' are a focus. The candidate uses Adobe Photoshop to edit their photographs and keeps a digital sketchpad to record developing ideas and technical explorations. The candidate produces a physical outcome at the conclusion of the project. Images of the work selected here reflect the characteristics of work at the top of Performance Level 5, Confident and Assured with a mark of 60/72 with marks are equally distributed across the Assessment Objectives.

Comprehensive digital mind-maps are created as starting points, with personal ideas noted alongside relevant artists and photographers. Throughout the course, artists are referenced and subsequent convincing digital editing trials and practical experiments are deployed. The candidate develops perceptive ideas from initial experiments to inform their own visual language. For example, within the 'Identity of Place' project, the candidate references the work of Brazilian Artist Lucas Simões and adapts their own ideas into a graphic response.

A confident photo-shoot within the school environment is recorded using a low viewpoint and convincingly creates the eeriness of the empty building in black and white. Photographs of graffiti in their local environment are used to create physical collages that are cut through to reveal layers of images beneath, reflecting an advanced understanding of composition and abstraction. Selected images are used as vehicles to comprehensively explore collage and Photoshop editing techniques.

Brighton is the focus for further investigations into the 'Identity of Place', initially recording the shoreline in monochrome and colour. Brighton's iconic buildings are photographed using focused and resolved editing techniques, reflecting elements of creative risk-taking. A confident understanding of colour and composition is evident throughout this body of work, supported by perceptive annotation: "The use of various templates to create different textures and blurring ensures a unique and original representation of nature with Dessi Terzieva's inspiration. The multiple vibrant colours, textures, contrast and geometric shapes represent a concise view over nature".

Refined and resolved triptych designs inspired by the street photography of German Photographer Adde Odesokan are created in preparation for a final outcome. A physical photo-collage is assembled using foam board mounted digital images printed on glossy paper (approx. 1 metre x 40cm) depicting elements of architecture alongside the central seascape, within layered geometric shapes.

In order for the submission to move beyond Performance Level 5, Confident and Assured, the candidate could demonstrate greater critical and analytical depth within their ideas, concepts and lines of enquiry.



Lifetags - Gender, race, ethnicity, sexuality, nationality, religion
 Culture - Music, style, art, literature, language, economics, politics,
 Aims - Aspirations, hopes, dreams, goals, life plan, career plan
 Upbringing - Structure, play, discipline, rules, development, education
 Emotions - Moods, feelings, ideas, expressions, thoughts
 Personality - Traits, habits, outlook, morals, beliefs, opinions
 Memories - Experiences, origins, recollection, defining moments
 Physical Characteristics - Genes, fingerprints, eye colour, appearance, bone structure, features, shape of face, skin tone, distinguishing marks, tattoos
 Hobbies/interests - Past times, passions, obsessions, sport, computer games, fashion, music, socialising
 Lifestyle - Health, diet, physical activity, well being, mindfulness
 Family/friends - Mother, fathers, brother, sister, aunts, uncles, grandparents, friends, team mates, colleagues, peers
 Social groups - Friendship groups, social networks, Facebook, Instagram, Twitter, etc
 Personal objects - Items, possessions, clothing, phone, glasses, jewellery, books, watch, computer, iPad, books, journal/diary, past down family objects

Concept Plan Initial investigations/Experiments

Jorge Colombo: personal identity grids
 Addo Adesokan: personal identity triptychs
 Kevin Meredith: personal identity montage
 Jiri David: personal identity symmetry

: personal identity genetic similarities

Personal investigations/Experiments

Mood portraits: digital experimentation
 Personal photo shoot 1 - explanation of idea and photo shoot plan
 Personal photo shoot 2 - explanation of idea and photo shoot plan

CONCEPT ONE PERSONAL IDENTITY





MOOD PORTRAITS



R E S P O N S E

In this portrait photoshoot I used brightness and contrast, black and white, blurring and vignette to create a powerful and intriguing layout as a final piece. I enjoyed creating these images as they are simple and once finished, give a professional and sophisticated final result with just a few amendments to the photograph. The use of blurring the background to make the foreground be more prominent adds a higher quality level to the edits, as it differentiates the two separate sections of the edits. If I could improve anything I would add more enhancements to the images to create more of a drastic appearance rather than just simple compositions.




PIXELATION

Element Dot Element Tile
Pattern Conceal Square Simplify

I think Chuck Close's work on pixelation is extraordinary and shows a different perspective of the pixelated artwork. I also like how there are many variations of his work and how there faces are distorted which means people can leave it up to their imagination. There are fewer shades of tone and colour compared to a painted portrait which shows the effort this photographer has taken to make these photos exquisite. He observes the light/darks tone from portrait photographs he has taken previously and creates an amazing contrast to the images.


Pixel Photography is a form of digital art, created through the use of software, where images are edited on the pixel level. The aesthetic for this kind of graphics comes from 8-bit and 16-bit computers and video game consoles. In addition to other limited systems such as graphing calculators. In most pixel art, the color palette used is limited in size and type

Chuck Close is known for his innovative conceptual portraiture, depicting his subjects, which are transposed from photographs, into visual data organized by gridded compositions.



CHUCK CLOSE





ISABEL MARTINEZ

geometrical shapes

layering lines

concealing portraits

slicing hiding expression

splicing revealing

isabel martinez takes photos of people and splices two images together. she takes photos with an interesting background, where the subject is in the centre and with a square frame to border. Two photos taken from the same angle and lighting only moments apart, one on top of the other and blended together splicing (cutting) sections out. she captures it as if it was in the moment, with a lot of character to it. the mood of the work is a fun, relaxing, therapeutic feel. the offset of the photos are spliced together with a shadow to make it look 3D. How do these images relate to personal identity? (Clothing, mood expression of subject, location) What will you do in response to this research on Isabel Martinez work (who will you take photos of)? How will it link to your Personal Identity?

double exposure



combining illusion


ordered disorder angular


distortion fragmented cutting

changing off-set photo tinting

In person, these photographic works appear to shift and change depending on the distance and the angle from which they are seen; an illusion of volume becomes apparent, while other times it may seem as though there are as many as three images at play. Martinez








Lucas Simões is an independent artist based in São Paulo, with a background in architecture and design. His experiences of training as an architect redefined his perceptions of art and opened new paths of discovery. In architecture, he says, 'a drawing is more than a drawing: it is the intent that something concrete will materialize through the construction process'. This outlook has influenced his drawing process and his constructive approach to his work with collage and sculpture

'The work is achieved through the experiences it is subjected to, such as burning, cutting, distorting or diluting, which, at its most extreme, can destroy the subject.'



lucas simoes uses different, multi-coloured shapes to splice two images to create an interesting effect. he takes photographs of the same person in different angles to show a sense of identity and character to these images. i like how the cut out shapes create a new and original style of photography which is captured very well.





Cities - Brighton, Southampton, Portsmouth, London

Towns - Eastbourne, Hastings, Lewes, Bexhill, Worthing, Crawley

Villages - Heathfield, Ringmer, Burwash, Herstmonceux, Horam, Glyde

Urban - Dense, busy, loud, diversity, variety, large, scale, buildings, graffiti, grime, dirt, pollution, concrete, grey, built up, man made, cosmopolitan

Rural - Space, quiet, fields, paths, trees, farms, small, similar, natural, green, clean air, wood, brick, streams, rivers, provincial

Personal Places - Home/house, homes of relatives, bedroom, place of birth, school, college, garden, inside of a car, etc.

Memories of Place - Previous home, places visited in the past, old photographs of places, etc.

Visits - Holidays, days out, zoo, theme park, museum, beach, countryside

Events - Birthday, wedding, party, holiday, easter, christmas, etc.

Environments with Purpose - Shops, stations, garage, farm, hospital, building site, restaurants, school, college, etc.

Recreational Environments - Sports, football pitch/stand, cricket pitch,

netball court, athletics track, tennis court, cinema, theatre, art gallery, etc.

Concept Plan

Initial investigations/Experiments

Jorge Colombo: College identity grids

Alan Cohen: Textures of locations

Brighton Trip: Range of photographs capturing different elements of the city

Summer Holiday: Range of photographs capturing summer holiday

Personal investigations/Experiments


Personal photo shoot 1 - Summer holiday

Personal photo shoot 2 - Brighton trip


CONCEPT TWO

IDENTITY OF PLACE











Structure
Pattern

Order

Viewpoint



IDENTITY

GRIDS



The subject matter of Jorge Colombo's identity grids is taking images of object, mainly vehicles.


Are they placed randomly or is there order? There are 16 tiles in the grids, they are rectangular and they're spaced out as 4 x 4.

They communicate identity of place by showing multiple different landscapes by showing it in different styles.

I like the grids because it shows many different ideas and images in a smaller and more compact way.

I will take images of books, trains, vehicles in general and buildings to take inspiration of Jorge Colombo and his work.

JORGE COLOMBO



Geometric
Abstract

Arrangement

Regular











MINIMALIST

PHOTOGRAPHY

Minimalist photography is a form of photography that is distinguished by extreme, austere simplicity. It emphasizes spareness and focuses solely on the smallest number of objects in the composition process. Minimalist photographers usually focus solely on one particular subject, rather than an abundance of color, patterns and information.



- Keep it Simple
- Use lots of negative space
- Photograph contrasting colours
- Use the rule of thirds
- Look for strong horizontal, vertical or diagonal lines
- Play with geometrical shapes and angles
- Photograph against a plain background
- Use 50/50 compositions
- Look for interesting patterns and textures
- Use a square crop
- Use an alternative viewpoint

PHOTOGRAPHIC COLLAGE

**cut, repeat, spice, invert, flip, hand
made, replace, remove,
accurate, change, transform, copy,
paste**

Terzieva uses images found in magazines and hand cuts them.

Another photographer that has a similar style is Isabel Martinez. By using cut out lines for texture.

I like how Terzieva uses originality and hand cut images which creates different textures which makes it fun to view.

What will you do in response to Terzieva's work?




Usually working with cut pictures from old books and magazines, Dessi has recently ventured into digital collages made on Microsoft Paint in her recent Digital Age series.


"I get to know my characters and their story, ultimately to make them my own. By giving them a new reality, they give me a voice. Each collage is the equivalent of a diary entry—I am speaking to you and others, telling you how I feel, what I think, what I crave, and what I despise." - Dessi Terzieva

DESSI TERZIEVA





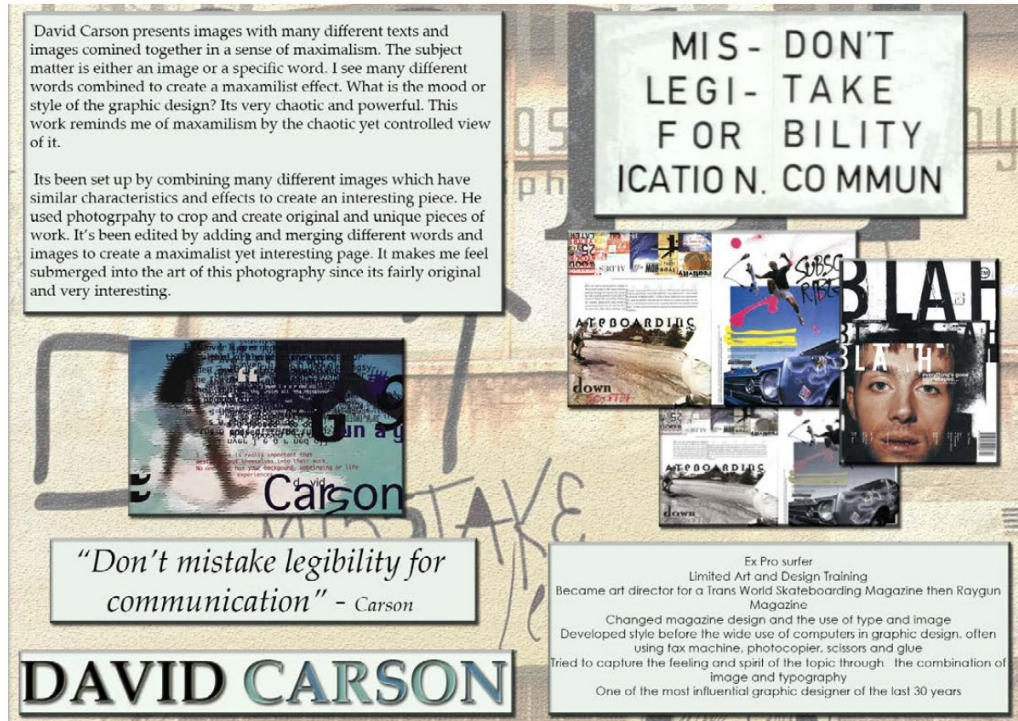






RESPONSE

The use of various templates to create different textures and blurring ensures a unique and original representation of nature with Dessi Terzieva's inspiration. Personally I enjoy the multiple different vibrant colours, textures, contrast and geometric shapes used in this piece as it represents a concise view over nature and the power of it. If I could make any improvements I would add more natural colours and nature themes to enhance the inspiration and make it more accurate.



BRIGHTON BEACH

Ever since royal party animal George IV fell in love with Brighton back in the 18th Century, the city has been a magnet for visitors in search of fun, frolics and fresh sea air. With its majestic Regency squares and crescents, iconic Royal Pavilion and famous piers, today Brighton is as well-known for being a welcoming and diverse city with a passion for culture, creativity and sustainability as it is for its historic landmarks.

An inclusive, free-thinking city in the heart of Sussex. With a blend of modern culture and exotic architecture, sea and countryside, make Brighton your base and discover new places and experiences both inside the city and out



SOUTH LAINES



NORTH LAINES




PALACE PIER




PAVILLION



PEOPLE



SIGNAGE

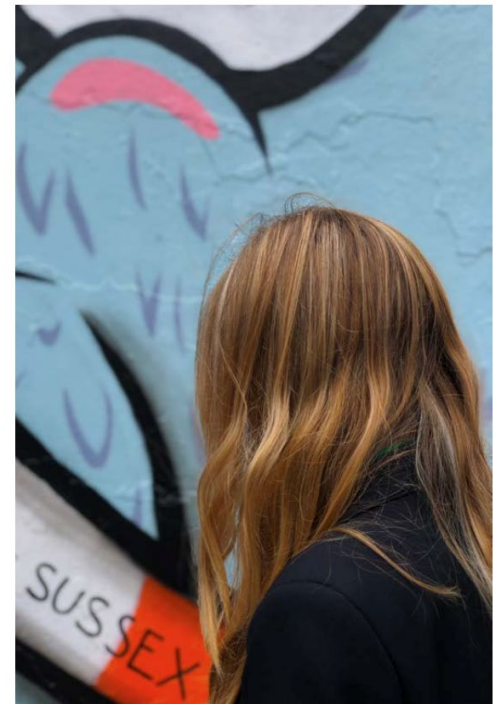




























60 marks – 1PY0 C1