

# Component 1 Photography

## Standard Mark – 52

Performance Level 5: Confident and Assured

	AO1	AO2	AO3	AO4
Mark	13	14	13	12
Performance Level	5	5	5	4
	Just confident and assured ability	Mostly confident and assured ability	Just confident and assured ability	Fully competent and consistent ability

Keywords from the taxonomy:  
**Comprehensive**

# Moderator commentary

This comprehensive Component 1 Photography submission consists of an A3 sketchbook and four A2 sheets with edited and printed outcomes. Images of the work selected here reflect the characteristics of work just into Performance Level 5, Confident and Assured, with a total mark of 52/72. The strength of the submission lies within Assessment Objective 2, Refine.

The submission consists of two thematic projects: 'Natural Forms' and 'Transformations'. Within the theme of 'Natural Forms' the candidate explores the photographic work of Karl Blossfeldt, Edward Weston, Adrienne Adam, and Peter Defty. Photoshoots and photographic experiments follow with the focus on digitally editing natural forms and inanimate objects using Adobe Photoshop. The candidate demonstrates a clear interest in the repetition of patterns, textures, and motion in nature. A visit to Kew Gardens deepens their understanding of these concepts and photographic techniques.

For the second thematic project, 'Transformations', the candidate explores different ideas through photoshoots and digital experiments, drawing inspiration from Maurizio Anzeri's embroidered portraits, Alexandra Valenti's painted geometric shapes with human figures, and Sam Kaplan's still-life photography. In response to this process of experimentation and review, the candidate creates thoughtful and skilful responses. The project then evolves through an exploration of Aleksandr Rodchenko's constructivist architectural photography, informing the planning and process for the outcome.

In response to Rodchenko, the candidate photographs the Eiffel Tower, leading to an exploration of Mark Hersh's blend of contemporary and historic architecture. A further photoshoot of London's architecture illustrates the city's transformation through contrasting architectural styles. Annotation throughout the submission is thoughtful and purposeful. For example, in response to Hersh's work they write: "I appreciate Hersh's approach as it adds depth to the way modern infrastructure has evolved and the impact of modernization. I chose an iconic London monument to capture this idea and used Photoshop to blend the images together effectively."

The final outcomes for this project involve 'paper transformations' of the candidate's own architectural photographs. These images are manipulated both manually and digitally, using techniques such as cutting, overlaying, blurring, scrunching, and folding. The final three-dimensional 'crumpled paper' outcomes demonstrate a cohesive collection of skilful images, blending DSLR photography with digital enhancements.

To move more securely into Performance Level 5, Confident and Assured, the candidate could further demonstrate their critical understanding of both their own ideas and the work of established photographers. Taking more creative risks would also lead to more original and innovative responses.


# TYPES OF PHOTOGRAPHY

~ Fine Art ~



Fine Art photography is created by an artist who is using photography as a means to bring an idea, concept, message or emotion to life or images; It's meant to fulfill the creative vision of the artist.

considered by some to be a form of professional journalism, documentary photography captures images of real life, usually in a context of historical events as well as the everyday. A distinguishing difference between the two



~ Documentary ~ ~~photo~~ documentary photography  
versus no choice inherent subject  
environment or topic for on camera  
recording of time



- Sponts. - Sponts photography refers to the genre of photography which covers all types of Sponts. It is a branch of photojournalism.

- Travel photography is a genre of photography that may involve the documentation of a landscape, people, culture, customs and history.



Portrait photography is a photo of a person or group that captures the personality of the subject by using appropriate lighting, pose, and background.



Architectural photography  
is the photography of buildings  
and similar structures. It was  
one of the first types of photography  
and a valuable representation.



2. Wildlife - Wildlife photographers generally need to have an "in" or some assistance to achieve great shots of wildlife. It takes patience and time to get good shots of wildlife. You also need good equipment.



- Landscapes

Dealing with capturing the great outdoors - landscape photography suitable on rock, desert, woods, mountains, lakes and all natural - water captures things upon the eye with the scene.

## Framing

Framing, especially in the photographic arts, is primarily concerned with the position and perspective of the viewer. The position of the observer has a tremendous impact on their perception of the main subject, both in terms of aesthetics and in their interpretation of its meaning.



Photographic lighting is the illumination of scenes to be photographed. A photograph simply records patterns of light, colour, and shade; lighting is all-important in controlling the image.

In many cases even illumination is desired to give an accurate rendition of the scene.

## Lighting



## Composition



16. the visual area conceptualises the placement or arrangement of visual elements or ingredients in a view of the, as distinct from the subject ... The term composition means 'putting together' and can apply to any work of art, from music to writing to photography, that is arranged using conscious thought.

# FOCUS



Focus is a kinetic word of photography. It is typically given a definition in photo books, but not fully explained. The standard definitions of focus are: 1) The position at which rays of light from a lens converge to form a clear and sharply defined image in a focal plane.



in effect, particularly as it  
tends to blur and exaggerate  
depth of field (DOF), also  
called focus range or  
effective focus range, is  
the distance between the  
nearest and farthest  
objects in a scene that  
appear acceptably sharp  
in an image.




## Depth of Field

# Photography BASICS

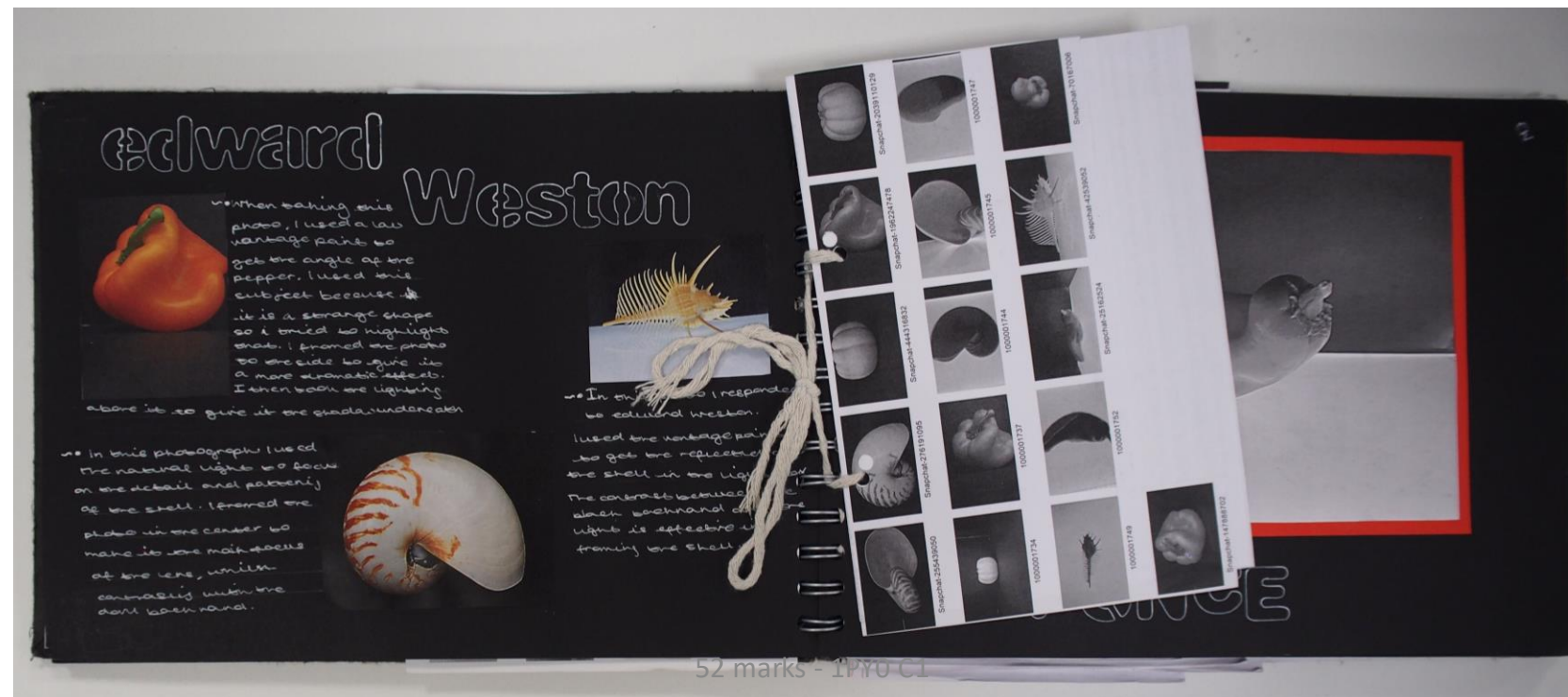
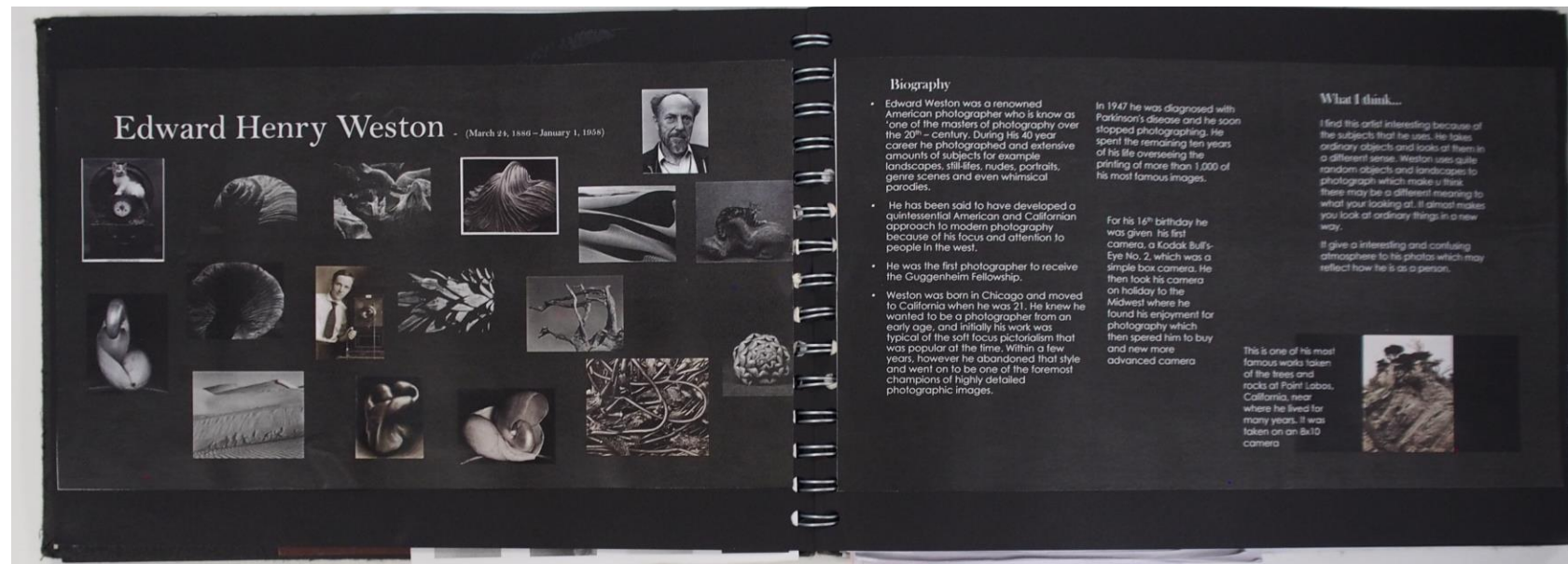


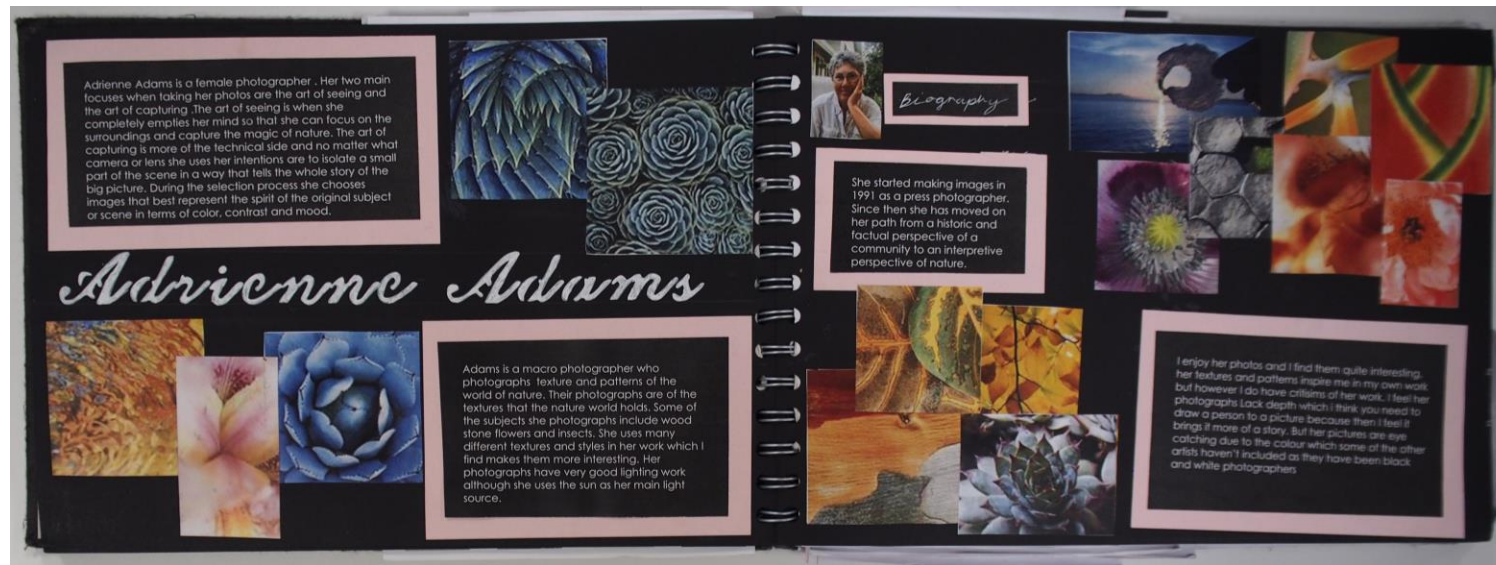














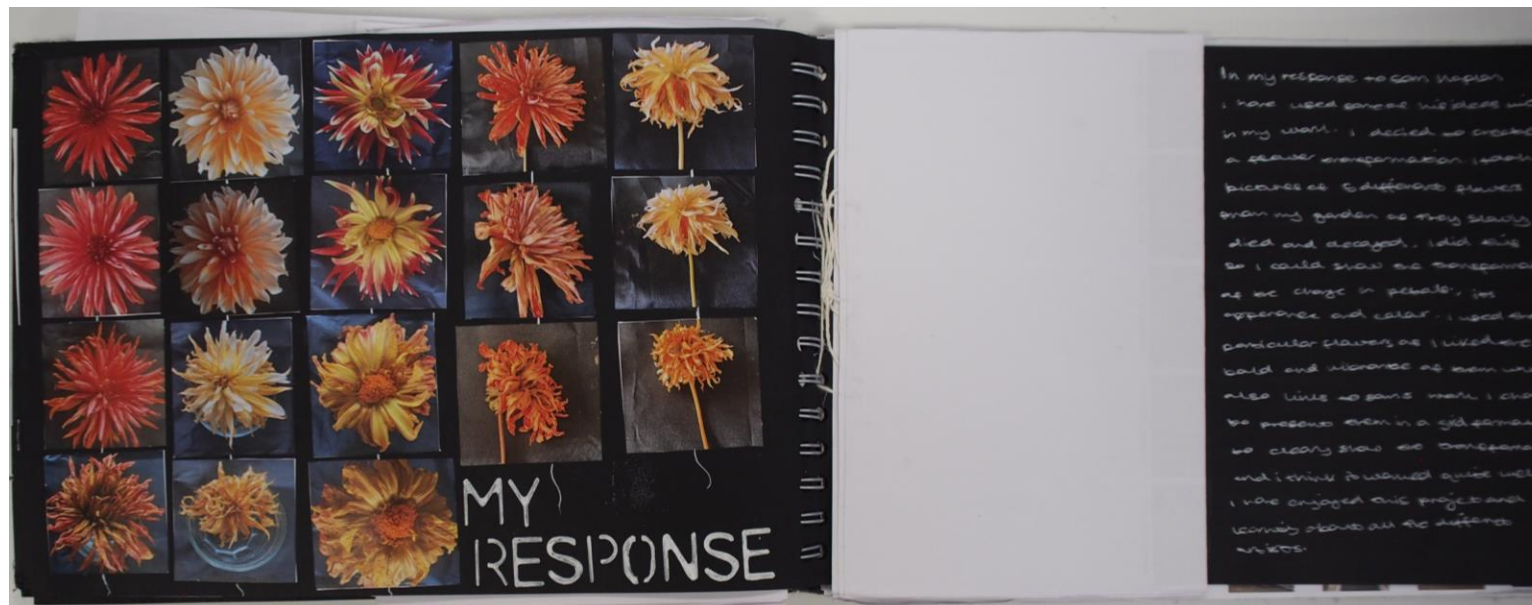
## A photograph of a stone path leading through a lush garden, framed by a decorative border. The path is made of flat, rectangular stones and leads from the foreground into the distance, flanked by dense greenery and colorful flowers. The garden is filled with various plants, including tall grasses, small white flowers, and vibrant red and yellow blooms. The path is bordered by a low wall on the left and a fence on the right. The overall scene is a peaceful and beautiful garden setting.







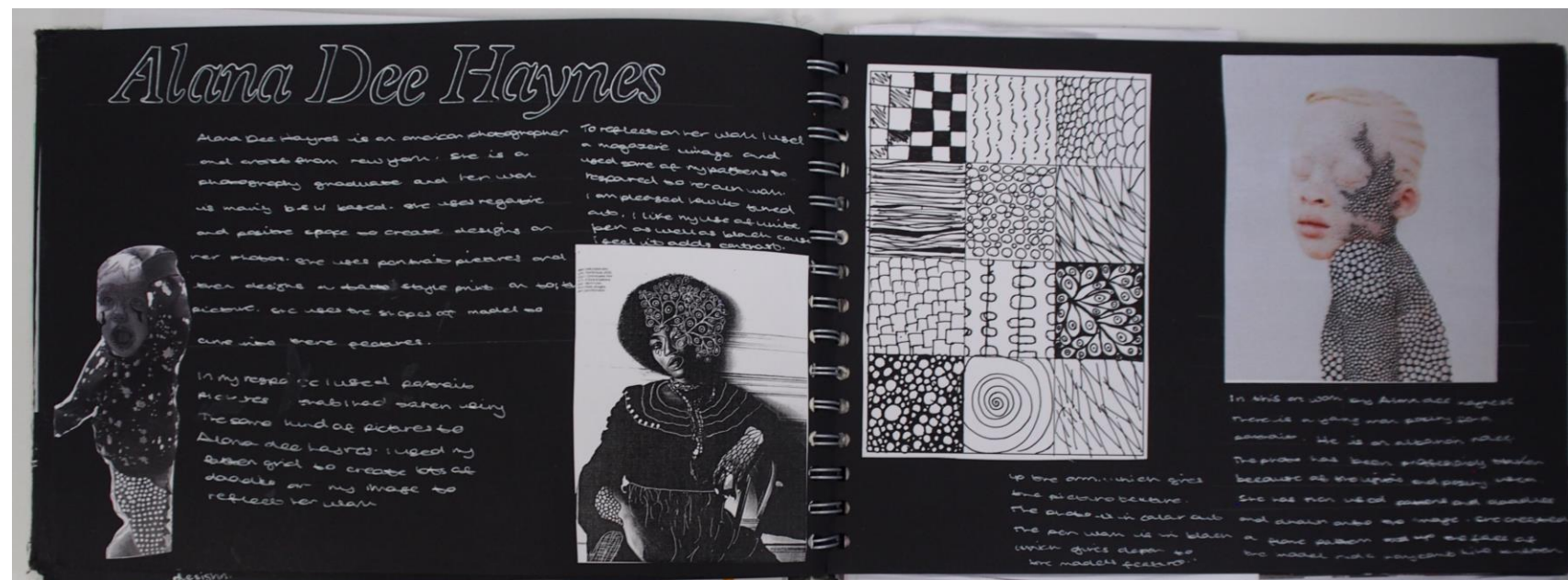







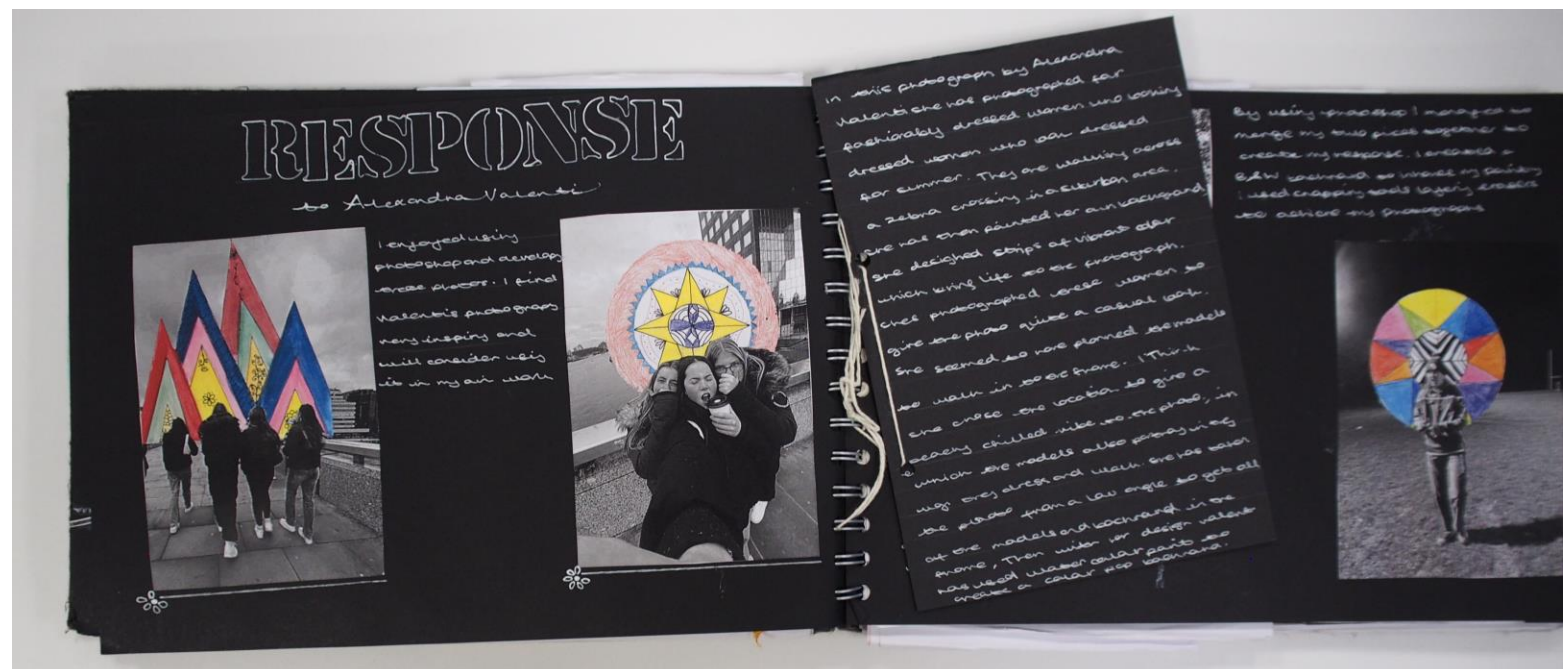
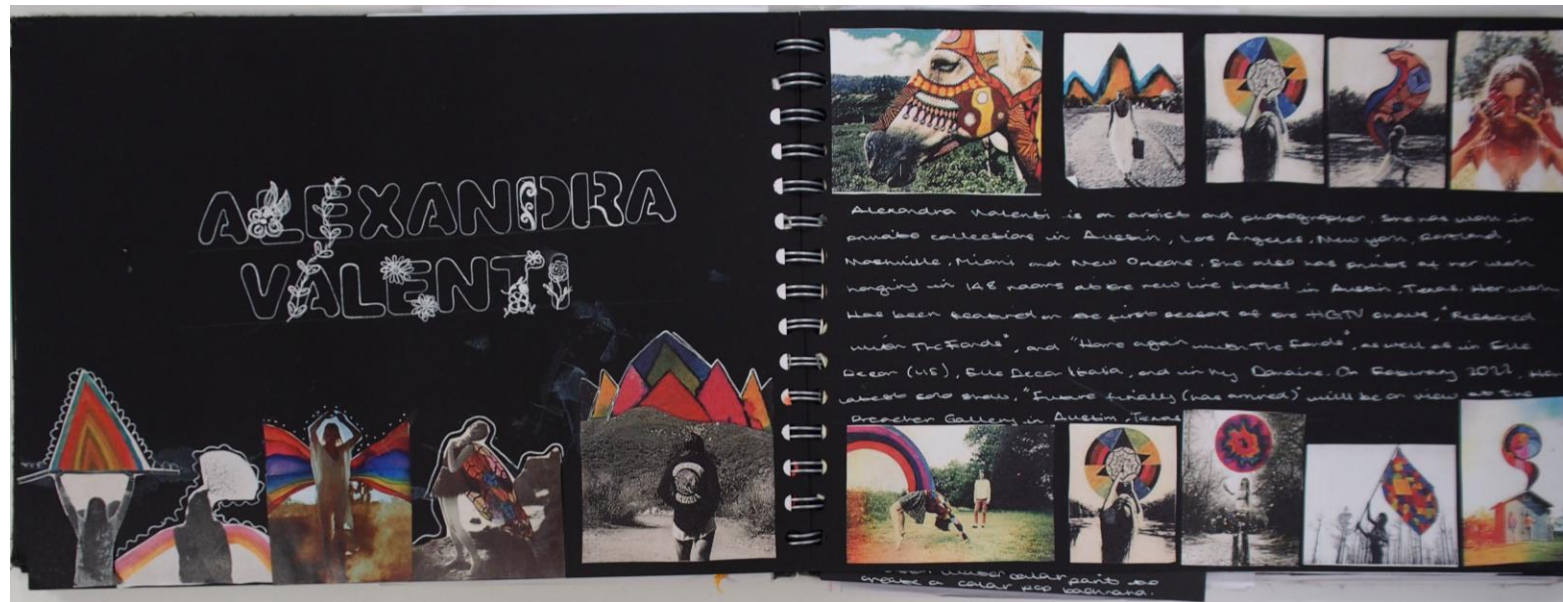
52 marks - 1PY0 C1












# Ranchmen

Alexander Rodchenko was a Russian artist, sculptor, photographer and graphic designer who lived from 1891 to 1956. He was one of the founders of the Russian Constructivist movement which emphasised the use of geometric shapes and industrial materials in artwork design.



He experimented with unusual angles and closeups and photo montage.

To create dynamic and abstract images, he was a key figure in Russian avant garde and his work was a significant influence on modern and mid design.





MY SHOTS IN RESPONSE:



! Steel work as to Eiffel tower

This is one of my favorite shoes as I wish to reflect the look of a dress as I would like to use the light to make determine place and really highlight the old fashioned individual design.



↑ Eiffel Tower, Paris France

I like the shadows and have been  
 created in this image. I like  
 that I can point b/w because I think  
 it really highlights this



! *Galeries Lafayette*. Paris

This image links to a treasure  
trove of pattern and evidence  
that you can see and  
synthesize and make  
assignments as a gallery.



! Paris - 9th Arr

The piece was inspired by me at  
Radcliffe as I sought to use the  
sky as my regrett space. It creates  
although a surreal look



national  
architectural  
soundings

The natural light creates a gradient horizontally.



