

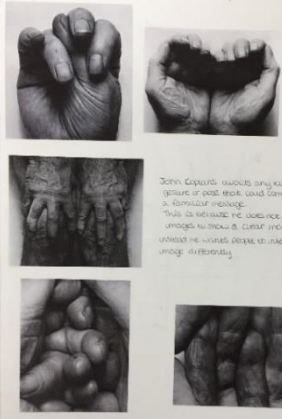
# Component 1 Photography

Standard mark = 42

Keyword descriptors from the taxonomy:  
Informed  
Purposeful

	AO1	AO2	AO3	AO4	Total
Mark	10	10	11	11	42
Level	4	4	4	4	4
	Just competent and consistent ability	Just competent and consistent ability	Mostly competent and consistent ability	Mostly competent and consistent ability	

### John Copans



The portrait 'Back with Arms Raised' was made using a positive/negative photograph taken with red sensitive film to take the photo. His images are raw with no other materials being used.

John Copans shows any kind of gesture or pose that could communicate a familiar message. This is because he does not want his images to lack a clear meaning, unless he wants people to interpret each image differently.


Copans only photographs leaves of his body but always decides his face.

Typically a self-portrait is a face, instead, his images show a multiplicity of perspectives and take on a distinctive image.

Due to his self-portraits being unique and different, they are taken as artwork.

His images can be interpreted differently to what people and Copans intended in each image. Each can be seen to look very different.

### John Baldessari



John Baldessari works with pre-existing images often using humour in a way that suggests a narrative. He distorts and crops his images or collage them with unrelated images, including text and objects with colour, dots and shapes.

The colours, dots and shapes reflect the influence of pop art, the material he uses and media also reflect this.

Certain images of John Baldessari have faces blocked out with colour, this means it is difficult to know what the image is communicating as you cannot see any expression or emotion. This also means that everyone sees differently and interprets in their own way.

Baldessari's images are in black or white with the colour layered on top, this brightens his images and adds a fun and humorous feel to his images.

#### Portraiture & Distortion

**Portraiture**  
Portraiture is a photograph of a person or a group of people.  
The creative personality behind the use of lighting, backgrounds and...


**Distortion**  
Distortion is a warping or deformation of an object and its surrounding area.  
It differs from what we...



I decided to develop my photo through colour, instead of using photography because it gives me more freedom when doing things to distort my images.


I wanted to keep the idea of black and white images with colour shapes layered on top as it creates a unique response to John Baldessari.

### Priority Modes




#### Aperture

In this mode, you as the photographer make selective decisions about what you want to use. The camera makes a decision about what shutter speed is appropriate in the situations you are shooting in.



### Shutter Speed



In this mode, you make choices the shutter speed that you want to use. In this use, the camera makes a decision about what aperture to select to give a well-exposed image.

As the camera decides the aperture it will impact the depth of field in the image. A faster shutter speed is better for freezing motion. It will have a narrower depth of field.


**SHUTTER SPEED**

There is a blurred motion effect as the image gets more light going up from the wheel through to the sky. This makes the bridge look like it's moving and the wheels become blur and movement.

The bridge looks blurred as the image is taken in the bridge itself instead of the surrounding area.

The image looks unbalanced as the wheels are only on the bridge itself. Instead of the blurred area underneath the bridge, it's blurry.

### Visual Fragments, Idris Khan



It makes overlapping buildings seem strangely imposing and alienated.

Layering gives effects of an impressionistic drawing or blurred film still.

The image using the floor makes the house stand out. The middle looks even more isolated because of the strong white colouring around the house.

There is a blurred motion effect as the image gets more light going up from the wheel through to the sky. This makes the bridge look like it's moving and the wheels become blur and movement.

The bridge looks blurred as the image is taken in the bridge itself instead of the surrounding area.

The image looks unbalanced as the wheels are only on the bridge itself. Instead of the blurred area underneath the bridge, it's blurry.



DANIELS COURT





Merve Ozasian

Merve Ozasian's series called 'Mural Art' is comprised by collages based on the relation between nature and the human. I.e. refers to the fact that each of us are a part of nature.

By mixing together forces and urban life she creates following images. Each collage reflects nature's dominance and presence in urbanisation, as represented by the city scenes.

the image of the trees make an outline of another girl, in my opinion this shows signs of depression and social issues

the trees are colonising the house as the trees are natural whereas the house is a man-made object

the clothes instantly show the time period

the girls clothes, face and body are dirty/this also shows the time period and type of world one

I am taking inspiration from both Rachel Whiteread and Merve Ozasian to capture how society is changing and the wider aspects of modern life. I will take Ozasian's theme of mixing black and white images with colour this will make the contrast between social issues, society and modern life more understandable. My main focus will be on tall, high rise buildings, inspired by Rachel Whiteread as they represent the ward and society changing.

I will use these images to develop my understanding of the artist, Merve Ozasian. Further by merging these urban flats with rural fields, blue skies and water.

I will also keep these flats in black and white, but leave the rural images in colour to emphasise the difference between urban and rural.

like Merve Ozasian's collages

My Developments of Merve Ozsoyan and Rachel Whiteread

I have decided to merge together my images by using photoshop. This is because it gives my images a clearer, sharper look to them. It also allows me to have more freedom when merging my images together and positioning them the way I wish it.

I have merged my images by using the erasing tool on photoshop.

As I am merging together society and the environment, I want to explore how people and places are interacting with each other.

Will merging people and places be effective?

I have merged my images by using the erasing tool on photoshop.

As I am merging together society and the environment, I want to explore how people and places are interacting with each other.

Will merging people and places be effective?

I developed my images further by using London as my subject instead of flats. I have used London as it is an example of how society and modern life is changing and mixed.

London is becoming over populated, polluted and congested, all because of people and how they live their lives. I wanted to show how our divide between city life and nature, combining my images.

The exaggerated ears and mouth synthesise how society is listening to the short-term demands but ignoring the long-term impacts it causes.

For example, to provide for the over-populating cities, tall high-rise flats are being built to house the huge amounts of people living there.

With these buildings being built with more people living in close areas, it causes visibility, noise and air pollution. This will affect the environment and cause long-term impacts such as global warming.

I feel the lips could be sharper and more defined, around the edge to really draw the attention to them more. The colour of the lips could be darker and contrasted more to make them mouth the colour and tone of the rest of the image.

in one image.






this is an example I want to merge with people and the sky mixed with the environment.

prominent features making use of the man's interest.

a mixture humans and environment.

By showing the man's clothes, it represents how humans and society will impact nature and the environment.

Instead of using trees a twig, I am going to use skylines and landscapes.



Standard mark = 42

Keyword descriptors from the taxonomy:  
 Informed  
 Purposeful

	A01	A02	A03	A04	Total
Mark	10	10	11	11	42
Level	4	4	4	4	4
	Just competent and consistent ability	Just competent and consistent ability	Mostly competent and consistent ability	Mostly competent and consistent ability	

Comments:

- Knowledge, understanding and skills are competent and consistent.
- The investigation process demonstrates a purposeful approach, which is reasonably well informed by their own ideas and sources that inspired them.
- Annotation is thoughtful and supported with personal insights, ideas and observations.
- Final outcomes show evidence of personal and meaningful engagement with the projects, however ideas are consolidated too early.