

# Component 1 Photography

## Standard Mark – 42

Performance Level 4: Competent and Consistent

	AO1	AO2	AO3	AO4
Mark	10	10	11	11
Performance Level	4	4	4	4
	Just competent and consistent ability	Just competent and consistent ability	Mostly competent and consistent ability	Mostly competent and consistent ability

Keywords from the taxonomy:  
**Engaged, Thoughtful**

# Moderator commentary

This Component 1 Photography submission comprises an A3 sketchbook and an A2 sheet featuring printed outcomes. Additional edited, printed and hand-woven outcomes are included in the sketchbook. Images of the work selected here reflect the characteristics of work within Performance Level 4, Competent and Consistent, with a total mark of 42/72. The strength of the submission lies within Assessment Objectives 3 and 4, Record and Present.

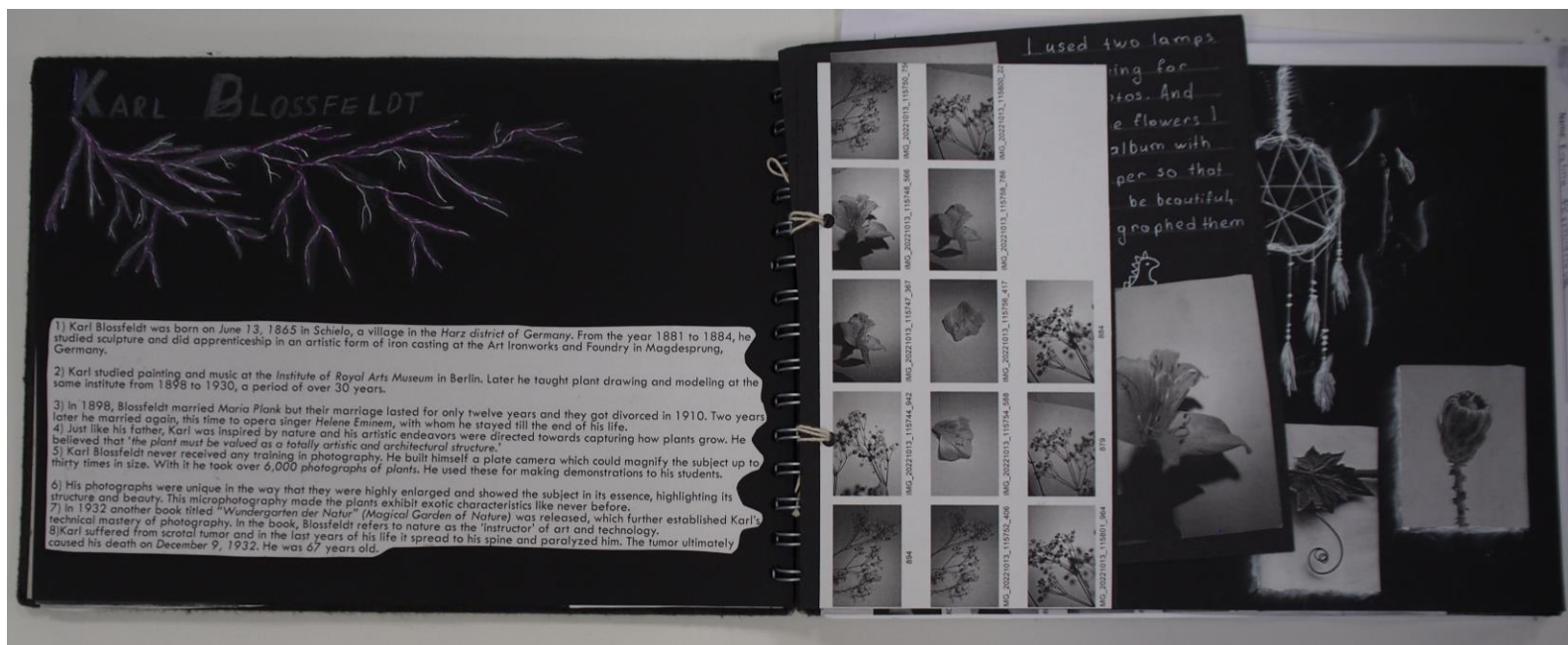
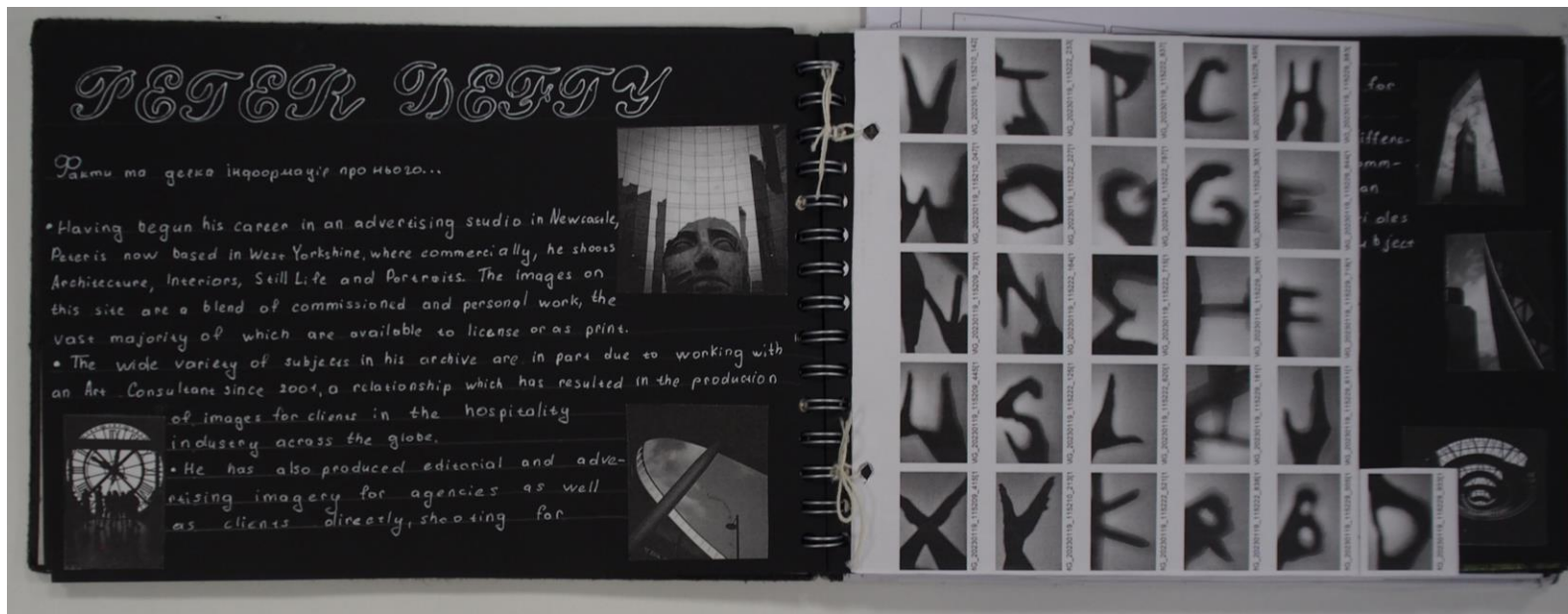
The submission consists of two thematic projects: 'Natural Forms' and 'Transformations'. Within the theme of 'Natural Forms' the candidate explores the photographic work of Karl Blossfeldt, Edward Weston, Adrienne Adam, and Peter Defty. A photoshoot in Kew Gardens informs and develops their understanding of selecting and refining images through photographic experimentation, using Adobe Photoshop to digitally enhance their images.

The two thematic projects are closely linked through the candidate's exploration of the harmony between the natural environment and people. For the second thematic project, 'Transformations,' the candidate explores various ideas through photoshoots and digital experiments, drawing inspiration from Maurizio Anzeri's embroidered portraits and Alexandra Valenti's painted geometric shapes with human figures. The candidate creates thoughtful responses, highlighting the relationship between people and emotions through digitally edited and hand-stitched outcomes.

The 'Transformation' project evolves through photoshoots and responses inspired by Aleksandr Rodchenko's constructivist architectural photography, origami paper structures, Paul Reiffer's environmental photography, Ziqian Liu's mirror-based portraits, and Maykel Lima's distorted, futuristic portraits. Referring to their response to Lima's work, the candidate annotates: "I used a range of brushes, both soft and hard, resulting in a blurred image where the face is obscured, yet its colour remains visible."

The final outcomes for both projects are presented either on A3 sheets within the sketchbook or as smaller responses mounted on an A2 sheet. These outcomes demonstrate a thoughtful and engaged approach to the projects and a competent understanding of how to realise their intentions through personal and meaningful responses.

To move more securely into Performance Level 4, Competent and Consistent, the candidate could further demonstrate critical understanding of their own ideas and established photographers' work, while showing greater depth of inquiry and more evidence of experimentation throughout their creative journey.





# Edward Henry Weston

Edward Henry Weston (March 27, 1886 - January 1, 1958) was a 20th-century American photographer. He has been called "one of the most innovative and influential American photographers," and "one of the masters of 20th-century photography." Over the course of his 70-year career Weston photographed an increasingly expansive set of subjects, including landscapes, still lifes, nudes, portraits, genre scenes and even whimsical parodies. It is said that he developed a "quintessentially American, and especially Californian, approach to modern photography" because of his focus on the people and places of the American West. In 1937 Weston was the first photographer to receive a Guggenheim Fellowship, and over the next two years he produced nearly 1,400 negatives using his stereo view camera. Some of his most famous photographs were taken of the trees and rocks at Point Lobos, California, near where he lived for many years.



• I like his paintings, they are photographed in the smallest detail, looking at them you seem to be immersed in that time. They are filled with an unusual atmosphere.



# Kew Gardens

**Итог** — Having begun his career in an advertising studio in Newcastle, Peter is now based in West Yorkshire, where commercially he shoots Architecture, Interiors, Still Life and Portraits. The images on this site are a blend of commissioned and personal work, the vast majority of which are available to license on a print basis.

• The wide variety of subjects in his archive are in part due to working with an Art Consultant since 2003, a relationship which has resulted in the production of images for clients in the hospitality industry across the globe.

• He has also produced editorial and advertising imagery for agencies as well as clients directly, shooting for clients in the architectural, lifestyle and fashion sectors alongside commercial work, which although being an approach that can be chaotic, provides constant stimulation and helps to avoid one subject dominating your time.



**History** — Kew consists mostly of the gardens themselves and a small surrounding community. Royal residences in the area which would later influence the layout and construction of the gardens began in 1288 when Edward I moved his court to a manor house in neighbouring Richmond (then called Sheen). That manor house was later abandoned, however, Henry VII built Sheen Palace in 1505, which under the name Richmond Palace, became a permanent royal residence for Henry VII.



• Around the start of the 16th century courtiers attending Richmond Palace settled in Kew and built large houses. Early royal residences at Kew included Mary Tudor's house, which was in existence by 1522 when a driveway was built to connect it to the palace at Richmond. Around 1600, the land that would become the gardens was known as Kew Field, a large field strip farmed by one of the new private estates.

**Итог** — Kew Gardens is a botanical garden in southwest London that houses the "largest and most diverse botanical and mycological collections in the world".

Founded in 1831, from the exotic garden at Kew Park, its living collections include some of the 27,000 taxa curated by Royal Botanic Gardens, Kew while the

herbarium, one of the largest in the world, has over 8.5 million preserved plants and fungal specimens.

• The library contains more than 750,000 volumes, and the illustrations collection contains more than 125,000 prints and drawings of plants. It is one of London's top tourist attractions and is a World Heritage Site.



• Kew Gardens, together with the botanical gardens at Wakehurst in Sussex, are managed by the Royal Botanic Gardens, Kew, an internationally important botanical research and education institution that employs over 1,400 staff and is a non-departmental public body sponsored by the Department for Environment, Food and Rural Affairs.





# ADRIENNE adams



Biography - • Adrienne Eadie Adams is the Speaker of the New York City Council. Elected in January 2012 by her colleagues, she leads the most diverse and the first women-majority Council in New York City history as the first-ever African American Speaker. Elected to the City Council in November 2019, she is also the first woman to represent District 22, which encompasses the Queen neighborhoods of Jamaica, Richmond Hill, Rochdale Village, and South Ozone Park.



to be brief, Adrienne Adams photographed flowers nearby.



• During her first term, Speaker Adams secured a record level of funding for her district which had endured years of disinvestment and disinvestment, including investments in school, parks, libraries, housing, and sanitation services. As a member of the Budget Negotiating Team, she championed funding for cultural institutions, health care, digital access, child and adult literacy, community-based food pantries, small business assistance, as well as fair and services for foster care youth. During the height of the COVID-19 pandemic, she fought to secure additional testing and vaccine sites in her district, which lacked equitable resources despite having one of the highest COVID-19 case rates in the entire City.



## Adrienne adams and Kew gardens



These photos were taken in the evening, when the sun was about to set, I didn't choose the time very well, but the photos turned out great. I photographed all the flowers that were in the yard, the flowers are very beautiful and bright, bright and of different colors, which gave the photos a good mood and a bright tone.



When I took photos of these flowers, I darkened the frame so that the photo was clearer and not so bright. All photos were taken outdoors under the evening light. Before taking these photos, I saw the works of Adrienne Adams and photos from Kew gardens. I really liked them, their mesmerizing beauty, bright saturation.



# RODCHENKO:



Aleksander Rodchenko — 1891–1956 was a Russian and Soviet artist, sculptor, photographer and graphic designer. He was one of the founders of constructivism and Russian design; he was married to the artist Varvara Stepanova. Rodchenko was one of the most versatile constructivist and productivist artists to emerge after the Russian revolution. He worked as a painter, sculptor and photography. His photography was socially engaged, formally innovative, and opposed to a painterly aesthetic.

Concerned with the need for analytical - documentary photo series, he often shot his subjects from odd angles - usually high above or down below - to shock the viewer and to postpone recognition. He wrote: "One has to take several different shots of a subject, from different points of view and in different situations, as if one examined it in the round rather than looked through the same key-hole again and again."



## MY OPINION ABOUT THIS PHOTO

This photo is very interesting, the photo was taken somewhere in the city. I think to take this photo he had to put the camera so that the camera was looking up. The photo is taken at an angle, so that the balconies became smaller going from the bottom to the top. Photos of this type are very interesting for me, photos of buildings and architecture of the city are mesmerizing. As for me, this photo breathes peace.



# RODCHENKO: CONTACT-SHEETS

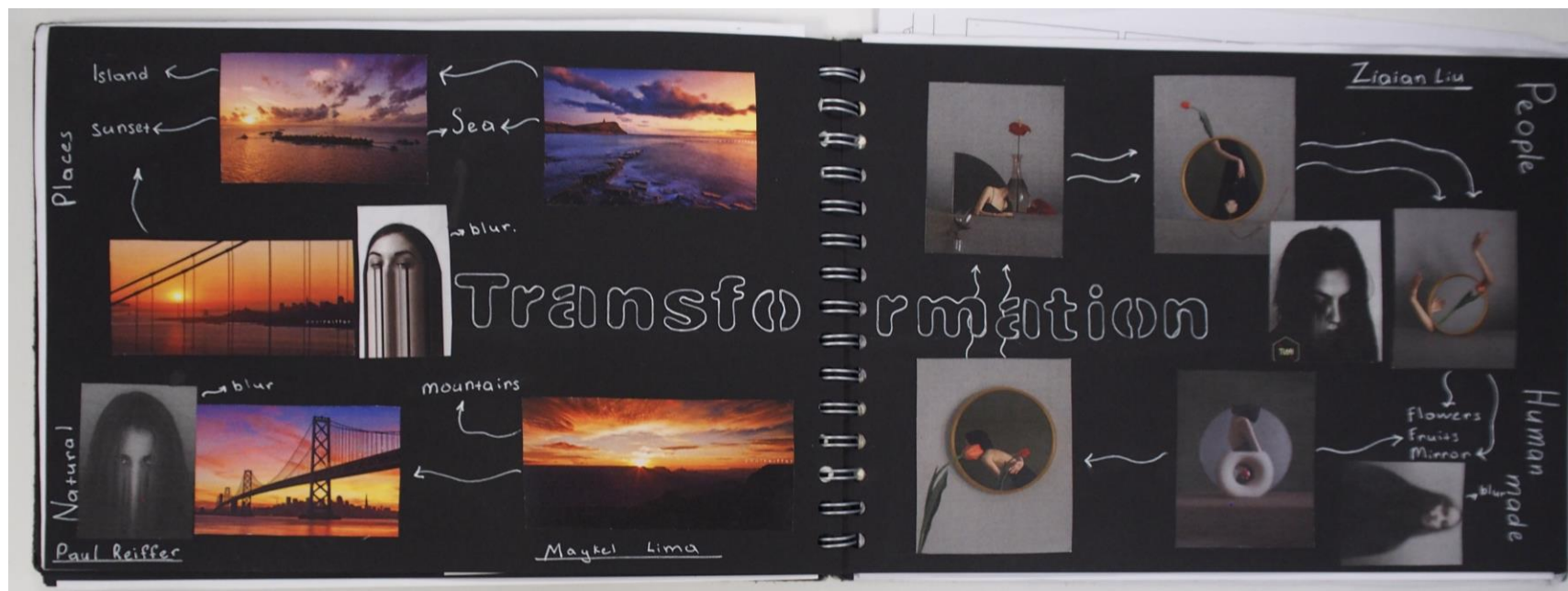

This contact-sheets I took these photos based on Rodchenko's photos. One of these photos was taken in England. To take this photo, I didn't take long to choose how to stand so that the photo turned out beautiful and at the right angle. To take this photo, I didn't stand right next to

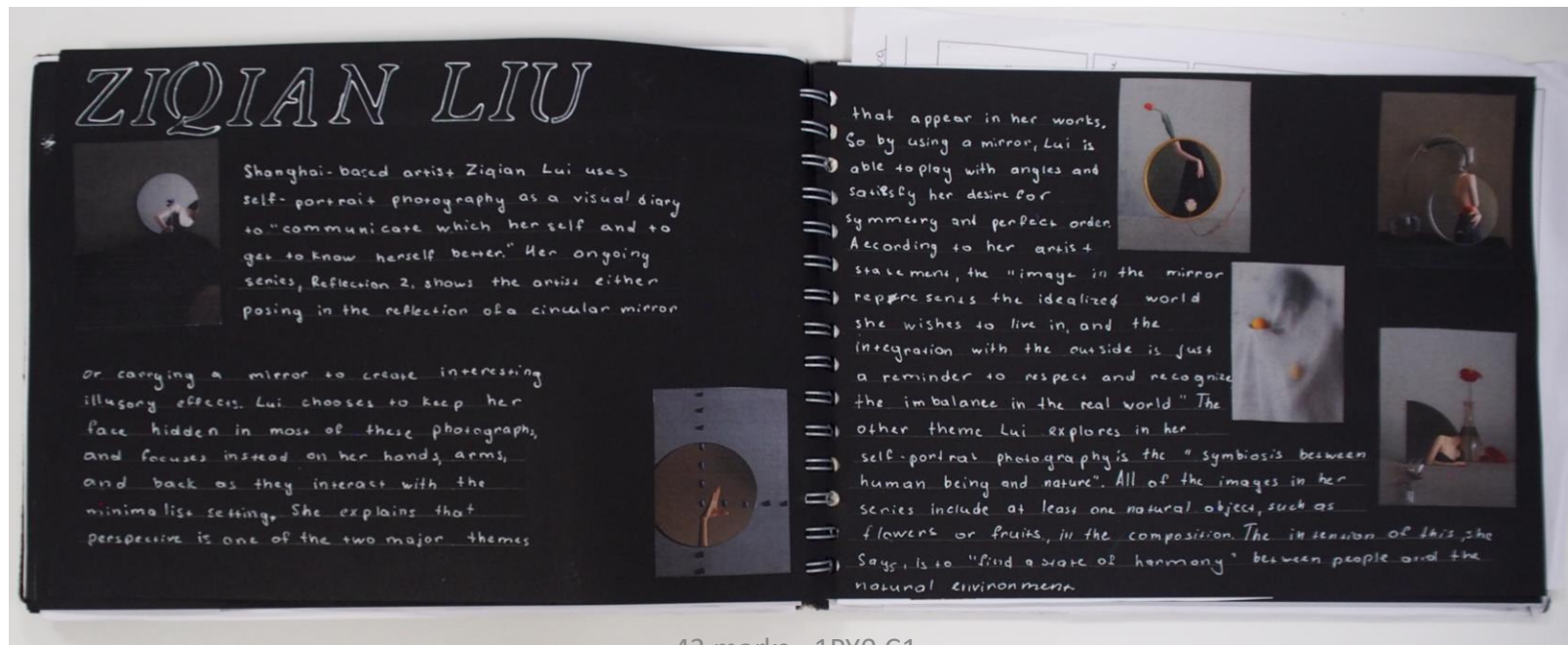
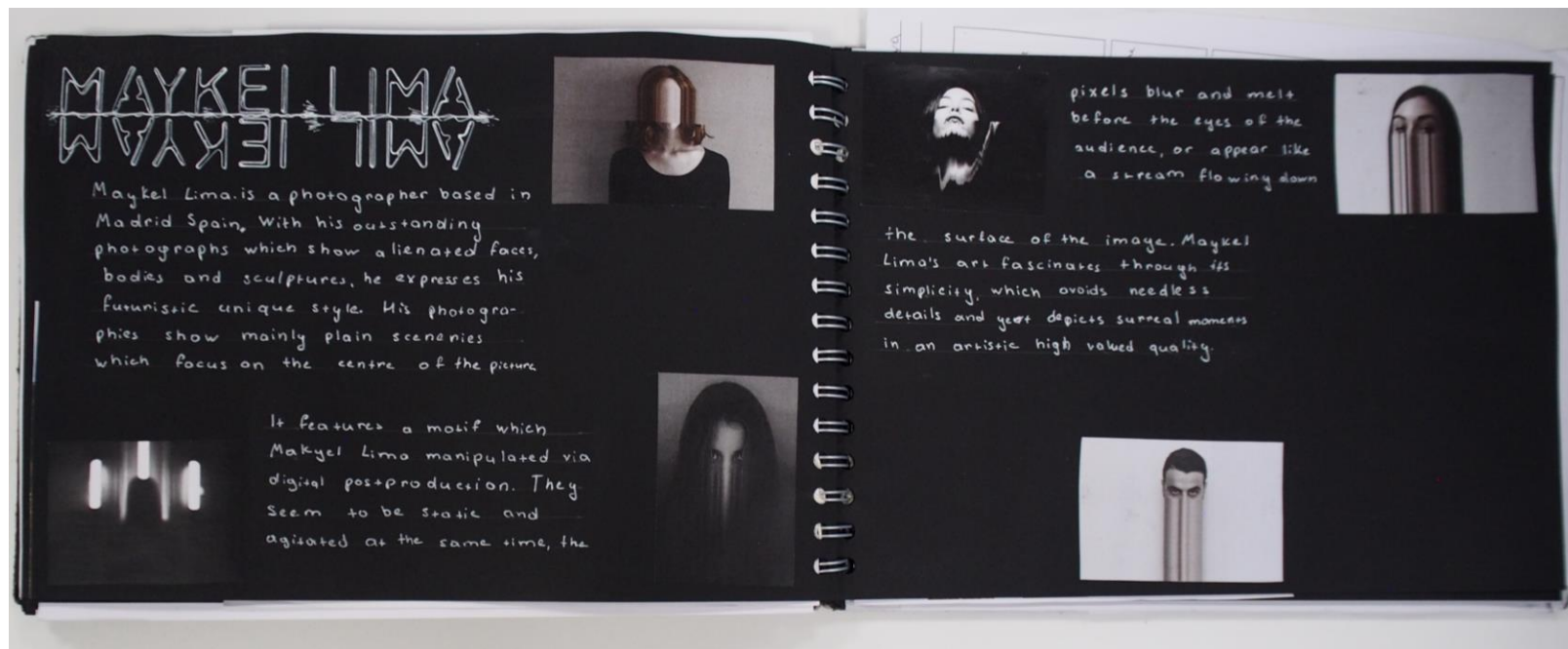


this building, I stood at an angle and I took this photo from below, not from above or in the middle. Other photos were taken in Ukraine in Odesa, in my opinion Odesa has very beautiful and picturesque architecture, I wanted to take more photos there, but I didn't have much time, so I didn't take many, but beautiful ones that I am proud of. For example, I took a photo of the road so that are the lanes, the buildings and part of the pedestrian park fell into the frame.











# Jean Faucheur

Jean Faucheur is a French photographer who takes ordinary portraits and then dissects them to fragments. Parts of the images are missing or have moved. His images question the idea of photography showing realistic scenes and something from a single view. He has let his images from different perspectives and rearranging them in interesting compositions. Faucheur is considered a pioneer figure of urban art thanks to his talent as a painter, taste for nature and acute sense of sharing. This innovator dedicated himself to sculpting, painting and photography.

He explores all techniques, all types of sands and spaces, mixed and manipulates materials to produce works of all shapes and sizes. This designer of the arts remains a paradoxical figure. Embedding the link between the pioneers and the emerging stars in urban art. Since 1993, he covered commercial billboards with his own paintings in order to "make himself back their function and showcase his artworks to the public much to their surprise."



I am proud of the photo of Jean Faucheur. They are interesting and creative, they are different and unique. It seems to me that his painting can convey people's feelings, how they feel in their hearts. This photo reminds me of pictures from the past, and reminds me of this feeling.



Jean Faucheur



Alexandra Valenti is an artist and photographer. She has work in private collections in Austin, Los Angeles, New York, Portland, Nashville, Miami, and New Orleans. She also has prints of her work hanging in 185 rooms at the new line Hotel in Austin, Texas. Her work has been featured on the first season of the HGTV show, "Decorated with The Fords" and "Home Again with the Fords".

as well as in Elle Decor (US), Elle Decor Italia, and in My Domaine. On February 24th, 2023, her latest solo show, "Future, Finally (has arrived)" will be on view at The Preacher Gallery in Austin, Texas.



# Valenti



As for me, this picture is interesting in some sense, even mysterious. Most likely, it was photographed in cloudy weather. In this photo a girl is holding a flag that is black and white, and the flag is of different colors, about 6 colors on it. The photo is not clear, which gives the photo its mystery.

Words and images by Jean Rose Imi, a photographer and cinematographer based in Austin.

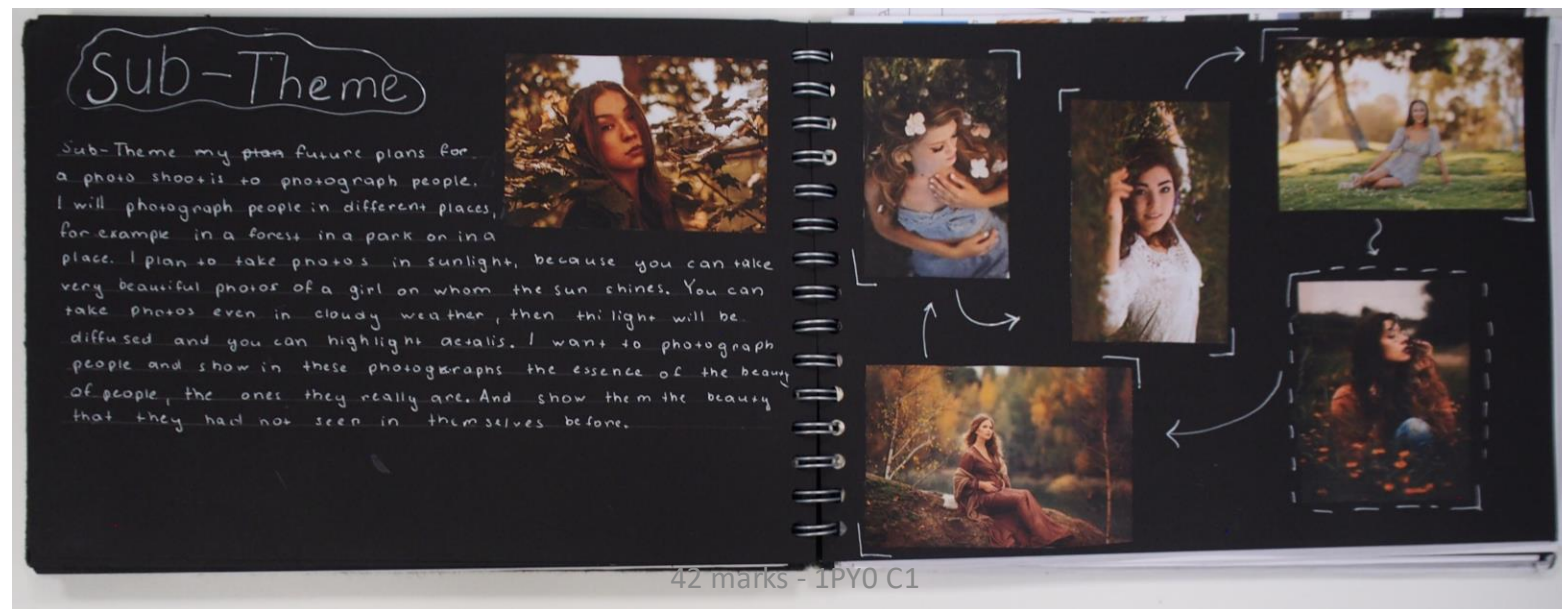

Alexandra Valenti's San Antonio studio is a sanctuary of ideas. It's a place where emotion and memory take shape in vibrant color. The light-filled space is where the longtime photographer first began experimenting with paint five years ago. Admired for her sophisticated use of color and form, Alexandra now creates large-scale paintings full-time. You can feel the heartbeat of her work. There's a painful loss and makes each piece feel intimate and unique. Picasso once famously said, "Inspiration exists, but you have to find it working." Alexandra embodies this ethos as a prolific artist who continues to bravely evolve.



# Alexandra







# PAUL REIFFER

## a-map



Paul Reiffer - is a British commercial and landscape photographer. From an early age Reiffer developed his interest in photography through spending time with his father, watching him develop images in a self-built darkroom in their family home. Notably

angered in 2015 by the increasing levels of post-processing that was becoming acceptable in the photographic world, Reiffer began a campaign to educate customers and viewers in the difference between "taking it" and "faking it" - starting with his review of "how far is too far?" when it came to many photographers using computer-aided tools to enhance their images beyond reality. Reiffer is a supporter of "getting it right in-camera" and through his use of behind-the-scenes iPhone and GoPro images



captioned "What I See Right Now", attempts to demonstrate that his images, while corrected for minor issues using software, are indeed accurate representation of the scene he captured with his camera at the time. He often provides information on how an image was captured, with details on filters used and camera settings.

Paul Reiffer gained specific media attention during his three-year project focused on the Asia Pacific region from 2012 to 2015.



Photos of Paul Reiffer I was very interested. This is a very beautiful combination of sunset colors. Since every sunset is different and each of them is unique. Different colors from warm to cold come in. I really like his photos because they convey all the beauty of the sunset. The sea sunset is especially beautiful as the sun's rays reflect on the water.

# Contact - Sects



All these photos were taken in different weather. There are photos of the sky and sunset. I tried to make them similar to Paul Reiffers. The photos are taken from different angles, the camera




was looking up and straight to take these photos. My models were: sky, sun and clouds. I took photos both



in the field and in cities, from the second floor of the house and even from the car.









but almost for the same type. I used blurring, mainly on the faces of the models. I used different brushes, soft and hard. I used hard

ones to dilute the photo, and soft ones I shaded, the result was a blurred photo the face was not visible, but the color of the face remained. In other photos, I also used soft brushes, and after them I put filters. I went to other "filters" tab at the top and selected the "glass" filter, and it turned out very well. <



