

Component 1 Fine Art

Standard Mark - 46

	A01	A02	A03	A04	Total
Mark	12	11	12	11	46
Level	4	4	4	4	
	Fully competent and consistent ability	Mostly competent and consistent ability	Fully competent and consistent ability	Mostly competent and consistent ability	

Keyword descriptors from the taxonomy:


Informed	Engaged
Purposeful	Skilful
Secure	Thoughtful



Examiner comments:

- The development of ideas is secure and thoughtful throughout and reflects a consistent understanding of contextual sources.
- Ideas are reflected upon, through experimentation and exploration, whilst embracing a range of materials and techniques.
- There is a competent and consistent ability to record observations and insights through painting, printing and collage.
- Annotation is relevant, supporting the overall development of ideas.
- The candidate has realised their intentions through an engaging and purposeful response.



Standard Mark - 46





PRACTICING DESTRUCTIONS FRANCIS BACON

Distortion 1:
 I got up one of my theme to dry and create a distorted and destruction. The facial features are distorted, some of them are distorted.

Distortion 2:
 I put a smile on your face. I did this by using my fingers to pull at the skin.

Distortion 3:
 I put a smile on your face. I did this by using my fingers to pull at the skin.

Distortion 4:
 I put a smile on your face. I did this by using my fingers to pull at the skin.

Distortion 5:
 I put a smile on your face. I did this by using my fingers to pull at the skin.

PAINTING TATE INVESTIGATION

FEATURES

dry brush marks to form the nose
 heavy color
 highlighted lines
 dry brush marks
 expressive brush work
 layered

I went to the Tate Britain to investigate the very young Francis Bacon. I found that his use of layering and the logic of hard 'hard' adds to his dry-brush effects. He decided to use these two ideas to help create the chaotic and grainy effect. For example, I will do an experiment on which brush will create the most dry and grainy texture.

FIRST PRACTICE PIECE

WWW:
 I used dry brush marks and distorted lines to successfully destroy the painting in order to create a twisted and chaotic emotion.

EBI:
 The lines along the left side of the nose needs to be exaggerated more in order to improve the 3D shape of the nose.



DESTRUCTION

These are the three destructions that I am going to use in my final work.

Distorted Effect: Creates a confused and twisted emotion.

Iron Effects: A torn and distorted emotion, looking the chaotic background of red and black.

Dry Red and Black background: representing the chaotic emotion.

Shattered Effect: combining a broken and fractured point.

PHOTO EXPERIMENT

turnout black
 I took this photo due to the strong and distorted emotion.

chance
 I chose this distortion because of the twisted look of the right eye and the slight angle. It's all giving the factors a 3D look.

confused
 I chose this distortion due to the perspective of which it was taken and how the distortion creates this confused emotion.

damaged
 I chose this photo due to its distorted feature and the specific line of the distortion.

broken
 I chose this photo because of how this distortion looks like a spiral creating a confused and messy expression.

