



Pearson

Component 1: Fine Art Standard Mark – 26

	AO1	AO2	AO3	AO4	TOTAL
Mark	6	6	8	6	26
Level	2	2	3	2	
	Fully basic ability	Fully basic ability	Mostly emerging competent ability	Fully basic ability	

Keyword descriptors from the taxonomy:

Deliberate
Methodical
Superficial

Unrefined
Simplistic
Tentative

Growing control

Examiner comments

This Fine Art Component 1 submission consists of an A4 square sketchbook and one A3 outcome. Images of the work selected here reflect the characteristics of work that falls between Performance Level 2 Basic, and Performance Level 3 Emerging Competent with a mark of 26/72.

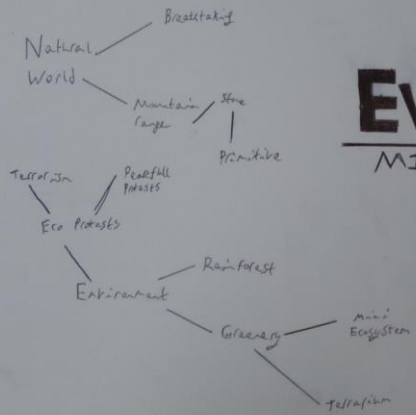
The candidate begins with a written mind map in response to the theme 'Event,' before investigating a selection of primary and secondary sources to inform the development of ideas. The work of Francis Bacon and Edvard Munch is referenced in relation to the candidates' sub-theme of 'Conflict', but the investigation process shows a basic critical understanding of these sources in the context of their own ideas.

The candidate creates a series of deliberate and unrefined exploratory studies in pencil, fine liner and ink from their own photographs and first-hand observations. This work evidences a basic ability when refining ideas through the selection and experimentation of media, materials, techniques and processes.


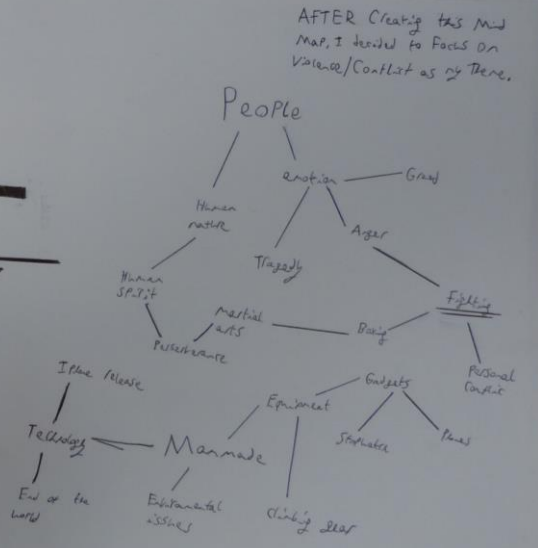
When assessing the work 'holistically', the candidate demonstrates an emerging competent ability and growing control when recording their ideas, observations and insights in the methodical planning of their final outcome. Annotation is mostly biographical and descriptive, with some meaningful analysis and personal reflections.

The candidate evidences a tentative approach through the application of the formal elements in their final outcome that exemplifies their investigation, interest, and influences.

For the submission to move securely into Performance Level 3, Emerging Competent, the candidate could demonstrate more refinement of visual language skills when experimenting and presenting their visual journey.




EVENT MIND MAP



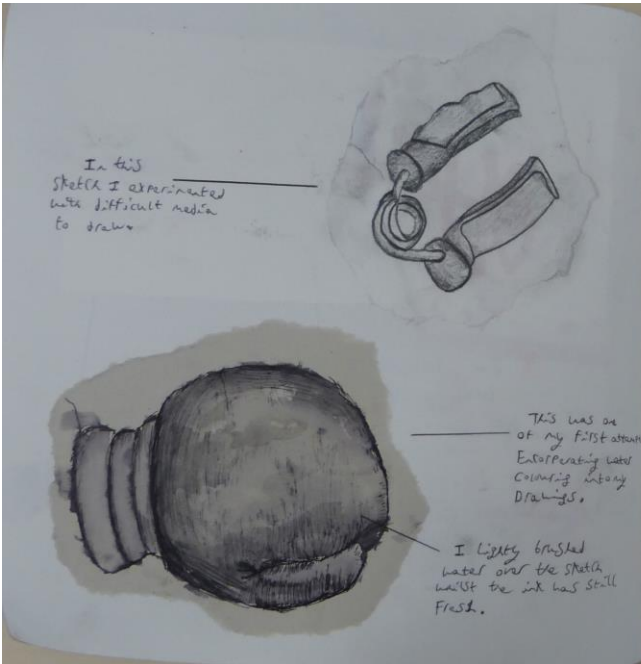
ing Gore; Penetration, Conflict, Age, man made, Identity
-Strength
-Age; Training, man made, Identity, for

PRIMARY Source Pages: →



In this piece, I had to practice Drawing light reflections in objects such as glass.

I also used this sketch to practice Drawing liquid and liquid droplets using media such as Ink brushes.



In this sketch I experimented with difficult media to draw

This was one of my first attempts at incorporating water colouring into my drawings.

I lightly brushed water over the sketch whilst the ink was still fresh.



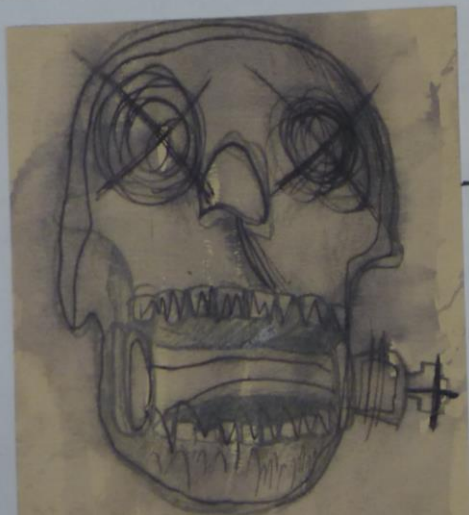
In this sketch, I sprayed water colour droplets over the final piece with a paintbrush.




I used this piece to help me practice drawing organic structures, such as this. I enjoyed making this piece because it fit with my theme of conflict.



I thought this piece was effective because I had distorted a realistic line drawing with pen, watercolour and water in order to make it seem more abstract. I practised Francis Bacon's technique of using vertical lines over a painting/drawing.



I learned from Bacon's use of drawing over the top of other pieces of art, by sketching the skull in pencil and vandalising over the top of it in pen.



I took these photos because they like the well with my sense of violence/conflict.

RESEARCH:

Francis Bacon was an artist who rejected the preferred art style of abstraction in the 20s, in favour of distinctive and disturbing realism. From the mid 1940s his work met with critical success, established his reputation.



RESPONSES TO FRANCIS BACON:



↑ ↑
Outcome



CONTENT:

The painting's main content is of Pope innocent sitting in a chair, dressed in purple and white garments. He is seen to be wearing a pained/skook expression, as if he is being tortured. The painting is severely distorted, as their appears to be paintbrush strokes going down the artwork, vaguely resembling a curtain.

FORM:

Original artwork:

This painting uses lots of sharp, straight lines, which emphasises the raw emotion of the figure. The figure and his chair is the main focus of the artwork. Aside from the blue and gold, this painting uses a very dark colour palette.

MOOD:

The mood of this painting portrays panic and grief, the facial expression of the Pope portrays both of these elements. The lines over the top also bring an element of chaos or disorder.

I thought this piece was effective because I had distorted a realistic line drawing with pen, watercolour and water in order to make it seem more abstract. I practised Francis Bacon's technique of using best line lines over a painting/drawing.



inspired from Bacon's use of drawing over the top of pieces of art, by sketching with pencil and vandalising the top of it in pen.

Outcomes To Edward Munch:

- Looking to practice the use of certain colour palettes.
- Practicing Munch's use of colour to portray emotion.



My intention with this piece was to practice the use of colour in a painting. I used a palette of blue, purple, and pink. I used a palette of blue, purple, and pink. I used a palette of blue, purple, and pink.

In this painting, I looked to practice using colour similarly to Munch's 'The Scream'. I used a palette of blue, purple, and pink. I used a palette of blue, purple, and pink.



My main focus whilst making this piece was to explore the use of colour in a painting. I used a palette of blue, purple, and pink. I used a palette of blue, purple, and pink.

EDWARD MUNCH

RESEARCH:

It was said that Edward Munch called his paintings his 'emotional diary'. He was quite an introverted man and after his death the authorities discovered a number of his paintings held closed boxes in his home.

Munch was born in a middle-class family that was plagued with mental health. He was surrounded by death as his father, mother, sister and brother died at a young age. Munch's father was slain by suicide at a young age but never with formal training.

Munch's artwork is characterised by a range of tones used in his paintings. He often's tones of red, yellow, and blue. He used a palette of blue, purple, and pink.

I have chosen Munch as my artist to explore as his use of colour to portray emotion and theme.

- My main theme is conflict/violence, both physically and emotionally.
- I am learning from Edward Munch's blend of blue, purple, and pink.



CONTENT:

This painting shows a man with a solemn expression. He is shown to be wearing a long coat and a hat. He is in a small room with a radiator, and is illuminated by the moon.

Form:

The lines are very rough and the painting in whole looks quite abstract. The colour is important in this piece, as Munch's use of red, yellow, and blue are blended together and put these together to create one colour in blue.



Media:

The mood is very dependent on colours. As the blue colour palette used creates a sad sense of loss. The light character portrays a feeling of isolation and loneliness. His dark, shadowy eyes show his frustration and sadness.

- My Final Piece will be portrait
- I would like to do a life drawing that uses oil pastels, acrylic paint, or watercolour for colour.

LAYOUT IDEAS

1ST IDEA:

I liked the idea of using this photo because it would be easy to incorporate colour into the final piece to portray emotion. I would have altered the colours on my art using paints or oil pastels to do this. However, I decided not to use this photo as the texture of the Rocky bag would have been difficult to draw.



I couldn't see the use of the 2 photographs to use, so I added both and sketched them both out to see which would make the best final piece. In the end I decided that using both would make the piece look more interesting to create.



2ND IDEA:

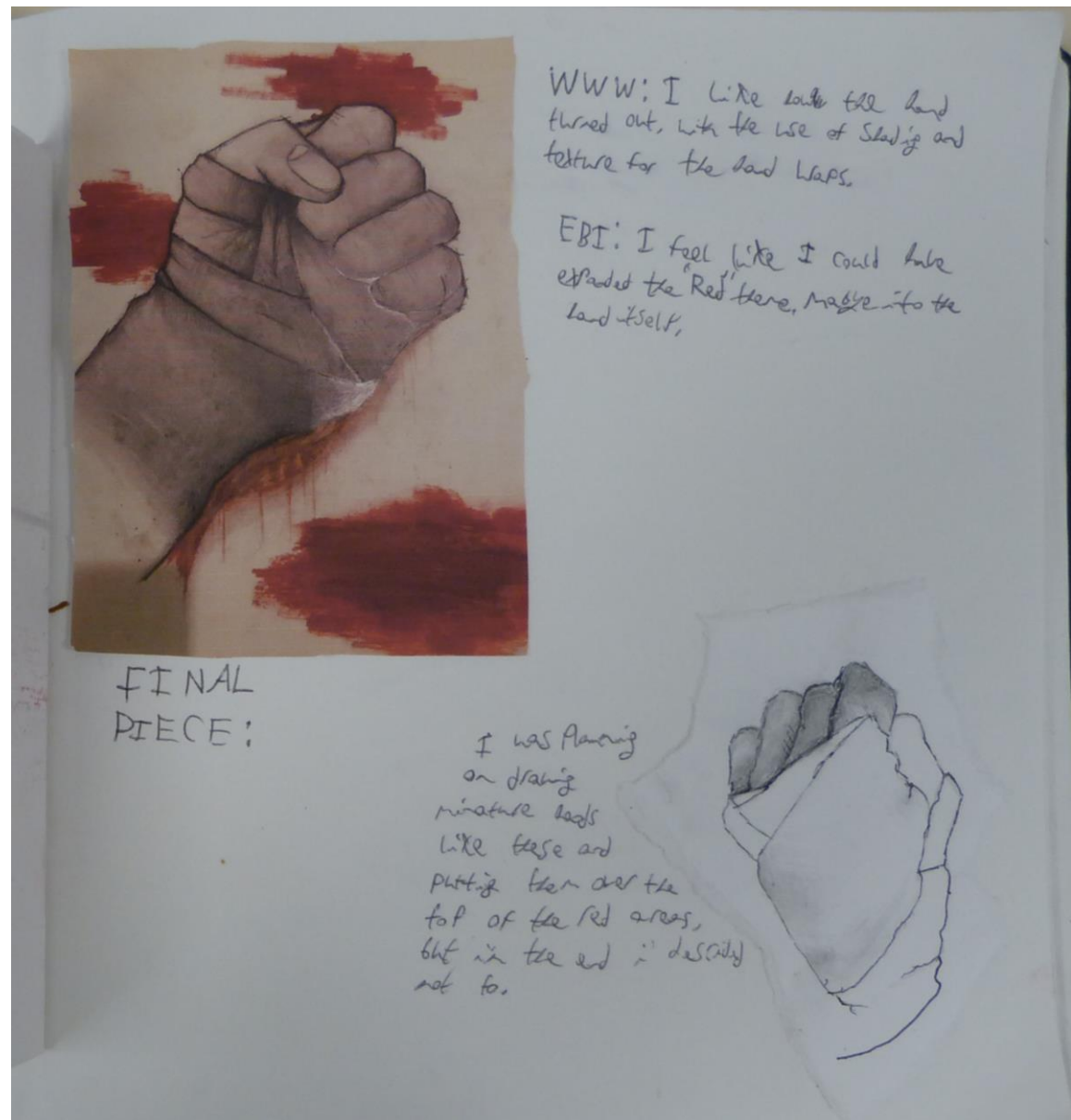
I chose this photo because I fitted well with my original theme of conflict. Eventually, I decided against it because I didn't properly practise drawing human form yet, so it would not be successful.



3RD IDEA:

I decided that this was the best option to go for, considering I was most used to drawing simple still objects. I also decided to add gloves or red in order to portray emotion.







A1 Final outcome