

Component 1: Fine Art

Standard Mark: 20

Performance Level 2: Basic

	AO1	AO2	AO3	AO4
Mark	4	6	5	5
Performance Level	2	2	2	2
	Just basic ability	Fully basic ability	Mostly basic ability	Mostly limited ability

Keywords from the taxonomy: **Deliberate, Superficial, Simplistic**

Moderator Commentary

This Fine Art Component 1 consists of an A4 sketch pad and an A2 mounted sheet of printed outcomes. Images of the work selected here reflect the characteristics of work within Performance Level 2, Basic, with a mark of 20/72.

The candidate responds in a basic way to the given theme of 'Simple and Complex', creating a simplistic mind-map and an assembled collection of secondary-sourced images of food and drink. Drawings from these images in pencil and coloured pencil reflect unrefined recording skills.

The work of American Pop Artists, Tom Wesselmann, Roy Lichtenstein and Andy Warhol are noted, with Lichtenstein's 1974 lithograph/screenprint 'Still Life with Lemon and Glass' informing a methodical acrylic painting of a jar of jam. A simplistic photo shoot of food and drink items inspires the candidate to develop the idea of 'simple and complex food'. They annotate in a purely descriptive way: "I am going to respond by going onto Photoshop and then making a collage with photos of food that I have taken".

A series of Lino prints of a jar of jam and a packet of crisps are made and presented within the sketch pad. They annotate; "It links to my theme because it's food and I'm trying new techniques." The use of primary colours with the Lino print experiments reflects superficial references to Pop Art. Tentative experiments are made through various prints that are randomly cut up and reassembled, making them more 'complex' than their simplistic and deliberate starting point.

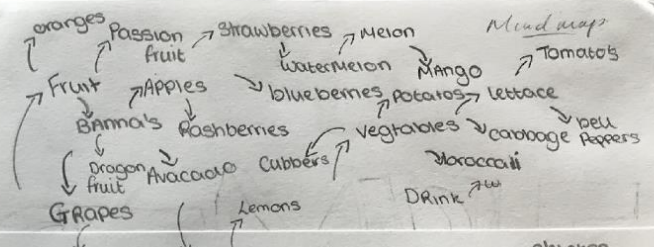
Moderator Commentary

Additional sketch-pad collages use coloured pencil Ben-Day dots for experimental refinement. The final outcome consists of a series of six A4 Lino prints featuring two designs on treated surfaces, reflecting Warhol's use of repetition in the way that the work is mounted in rows.

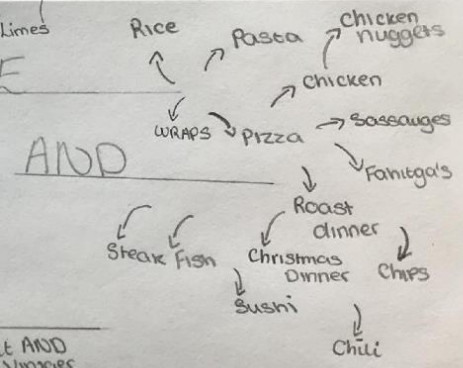
Despite initial experiments and a basic level of exploration, there is a sense that the candidate is just beginning to engage with the theme, showing a willingness to try new media and processes but lacking depth in critical analysis and personal interpretation. In order for the submission to move more securely into Performance Level 2, Basic, further development could involve a more thoughtful selection of subject matter, as well as a deeper investigation into the visual strategies and conceptual approaches of Pop Art, pushing beyond surface-level mimicry to achieve a more meaningful and original artistic response.

Statement of Intent

I have chosen my theme to be food because of the textures, colours and appearance of different foods. I will try new things in my drawings and paintings such as oranges, and drink and organic paint. I have started to study go into more detail (complex drawings) by using texture and patterns.

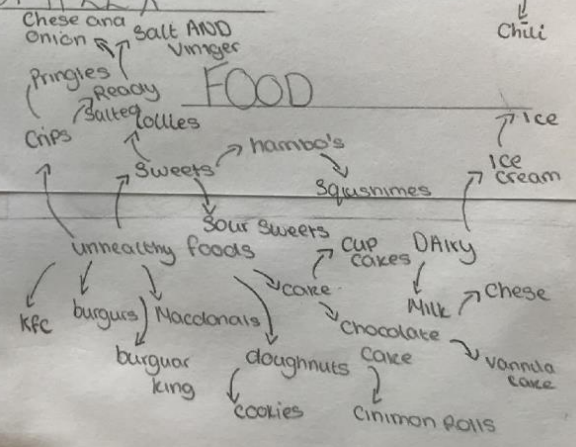



SIMPLE



AND

COMPLEX





Colouring Pencil



Giuseppe
Arca bold



James
Rosenquist



Pencil

Wayne
Thibaud

TOM Wesselman

What I like about his work is that it has everyday food objects for example the drinks the meat that look like that they have been placed on a picnic table. Like a sausage dog going to the park on a Summers day with the cold drinks and the camera to take memories with. How I think this has been made is by adding stuff to a background and then has maybe been taken to Photo Shop to then make a collage that he then has made a painting from and then has obviously adding things onto the background or details onto the background. I think he has used things that you see everyday or everyday objects is because maybe it's to bring and remind us that we are using up all of our resources and that some of our animals that we eat are slowly running out because we keep on using them up. I am going to respond by going onto photo shop and then making a collage with photo of food that I have taken and then I am going to paint a picture using my collage as a reference image like an observational drawing but instead of a drawing it's a painting.



In this image it is an apple that is the composition of the painting and it looks like it was on a vase. However the things that are also on the vase aren't as detailed as the apple there is also a blue vase and a red car in the background. What I like about this is that in almost every painting he does they all contain types of food like fruits and meat and in every background there is an object like a car or a camera.

I think this is because he wants to include everyday objects into his paintings with food. I am going to respond to Wesselman by making a collage and then using my observational drawing skills and I am going to develop my artworks by doing different skills and add different things to make improvements and to make them more complex like my main theme simple and complex I am going to follow my theme by going from a simple response to Wesselman to a complex response to his work.





Lichtenstein

ROY Lichtenstein is an American artist and was born in 1923 and died in 1997. He done all different types of work/ art E.g. Pop Art, Contemporary Art, Modern Art and Abstract Art.



This is one of his Pop Art artworks it is a picture of a lemon and a glass of water on a table. I like this one because I feel like it stands out in a way like the lemon makes it stand out more because I think



This is another one of his Art works it is of a piece of pie or cake in a pop art kind of style I like this piece of Art work because I think it looks really cool and it looks like it has texture when you touch it but it doesn't but it's just the way it's been drawn/created.

If there was no lemon it wouldn't catch my eye/stand out and it would just look really boring.






← Acrylic Paint


For this painting I painted a jam jar from observation of one of my photos that I have taken. I have used acrylic paint, black and red. First I drew my jam jar on my table then I decided to draw the shadow and then I drew the lines like how Linchenstein done the stripes for his background I decided to do that too. Finally I then painted my drawing with acrylic paint. I decided to do this because I like how Linchenstein does his work and with the food and food is my theme so it links to my theme. For this painting I found it quite stressful with the lines on the background because it was a little hard to keep in the lines with the paint brush. If I could do this again I would probably try and make the lines neater.





Linocutting

This is a linocutting printing. I made this by carving out my jar and then I got the ink onto a white board and got my paper. I wanted and rolled the ink onto the linocut then pressed the lino onto the paper. What I like about this is that it was easy to do and it links to my theme because my theme is about food and it's a lino print with a jam jar on it.



Line Printing Colage

I decided to develop my linoprinting by making a colage with my linoprint. I have done this by photocopying my lino and my other artworks and then I cut out the pieces I wanted and then cut them so they match the lino. What I like about this is that it's not just from one picture that I have cut out it's from multiple pictures.



Line Printing Colage

I have developed this lino by adding a colage. I have added a colage by taking my other artworks and then cutting them out then cutting them into the shapes where I want them to be so match the lino. What I like about this is that

