

Component 1 Art, Craft and Design

Standard Mark – 60

Performance Level 5: Confident and Assured

	AO1	AO2	AO3	AO4
Mark	15	15	16	14
Performance Level	5	5	6	5
	Fully confident and assured ability	Fully confident and assured ability	Just exceptional ability	Mostly confident and assured ability

Keywords from the taxonomy:

Advanced, Convincing, Comprehensive, Focused, Perceptive, Refined, Resolved, Risk-taking

Moderator commentary

This Art, Craft and Design Component 1 consists of an A4 sketch pad and two A3 water-colour and pencil outcomes. Images of the work selected here reflect the characteristics of work at the top of Performance Level 5, Confident and Assured with a mark of 60/72. The strengths of the submission lie within Assessment Objective 3, Record.

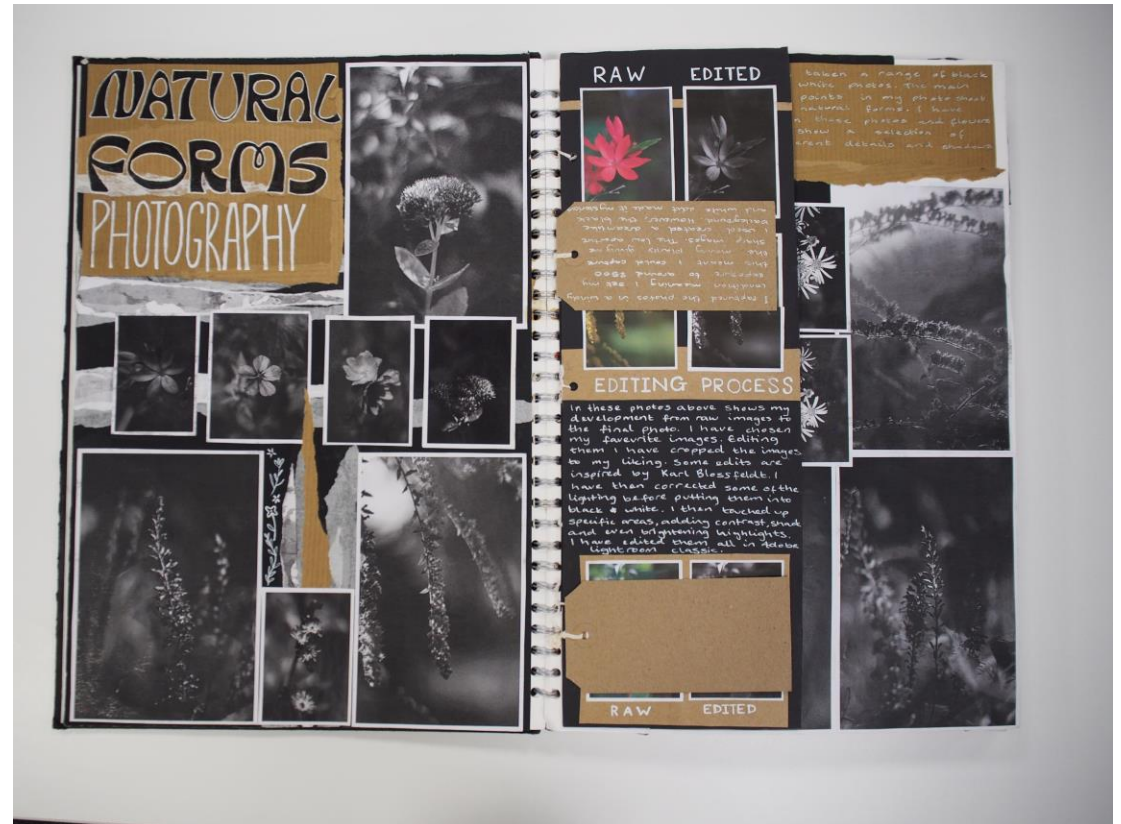
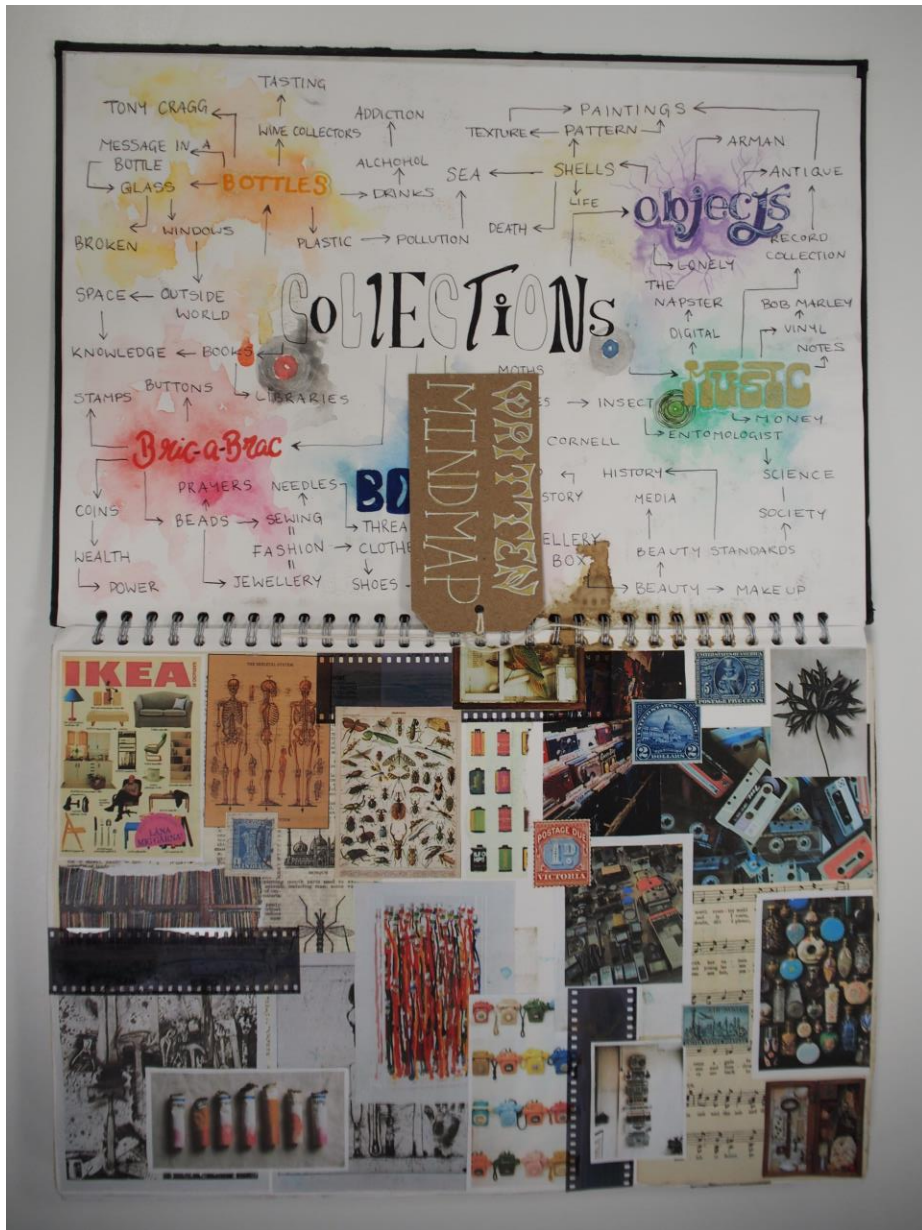
The submission consists of responses to two thematic projects; 'Collections' and 'Transformations', enabling the candidate to develop skills and techniques as well as their independent creative ideas. Within the first theme of 'Collections' the candidate is inspired by the work of German Photographer, Karl Blossfeldt, creating their own confident studies of leaves, skulls and feathers. The work of a range of artists ignites the candidate's visual intentions and as their work evolves these connections become more focused and convincing. For example, the botanical work of British Artist Rosie Sanders and the Danmala designs of American Artist Kathy Klein are perceptively explored and inform ideas within the 'Transformations' project.

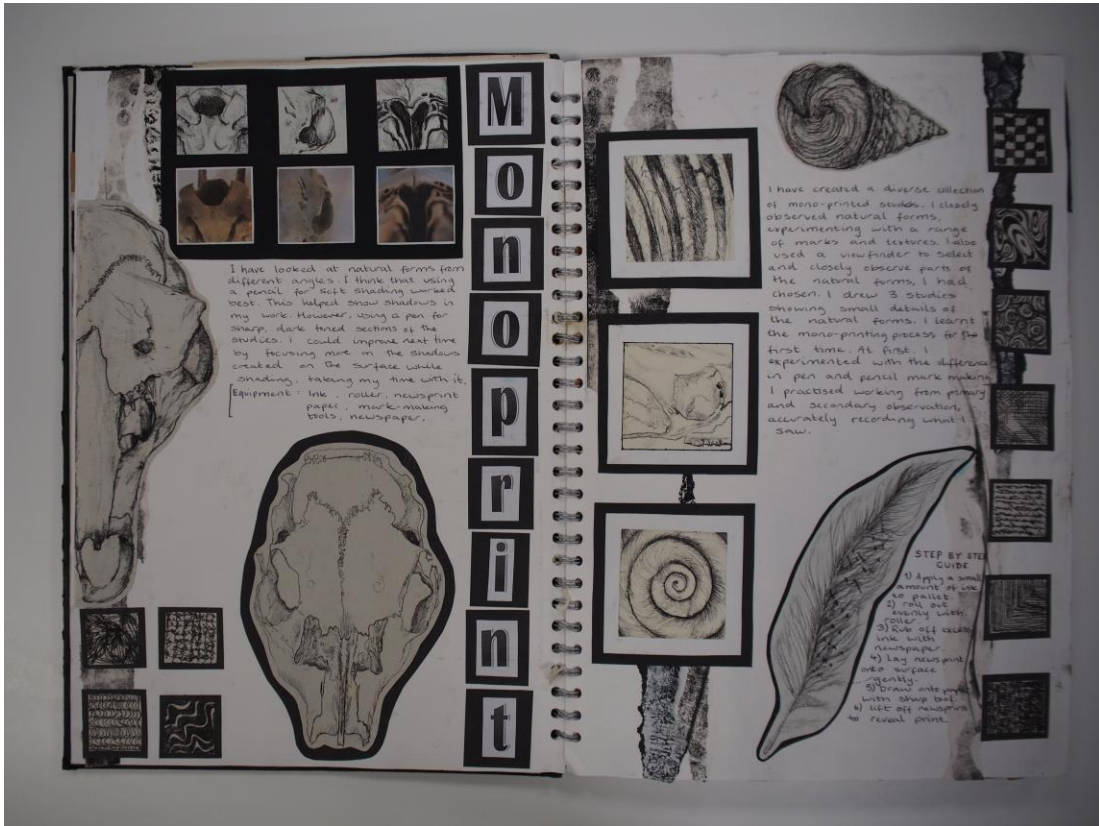
A comprehensive range of experiments are made across a broad range of mediums that include mono-printing, stencils, gel printing, assemblage, painting, and photography. Digital techniques through Adobe Photoshop and Procreate and are used to record their developing ideas with some risk-taking and through a comprehensive understanding and application of the formal elements of art and design. Annotations reflect an advanced understanding of creative practice.

A skilful and resolved pencil study of a rose is used as a vehicle to explore and refine ideas in response to the theme of 'Transformations'. The work of British Sculptor and Environmentalist Andy Goldsworthy inspires the candidate to create a Danmala out of rose petals. This leads to a photoshoot at Pevensy Bay where images are creatively edited through digital platforms; "This was very much like the Land Art I was inspired by: the way the foam framed the image and the beige palette in my editing".

The final outcomes presented on A3 watercolour paper, are inspired by the concept of the rose and the Mandala/Danmala. The candidate creates an advanced study of a rose in water-colour and pencil, identifying the contrast of the coloured sections that reflect life and the pencil study section that reflects the decaying transformation of the form. The rose study is also repeated as part of Mandala design outcome.

In order for the submission to move beyond Performance Level 5, Confident and Assured, the candidate could demonstrate greater depth within their ideas, concepts and line of enquiry. For example, greater focus on the human 'inner knowing' and spirituality of Mandalas could have informed the candidates' visual journey in a more insightful and unexpected way.






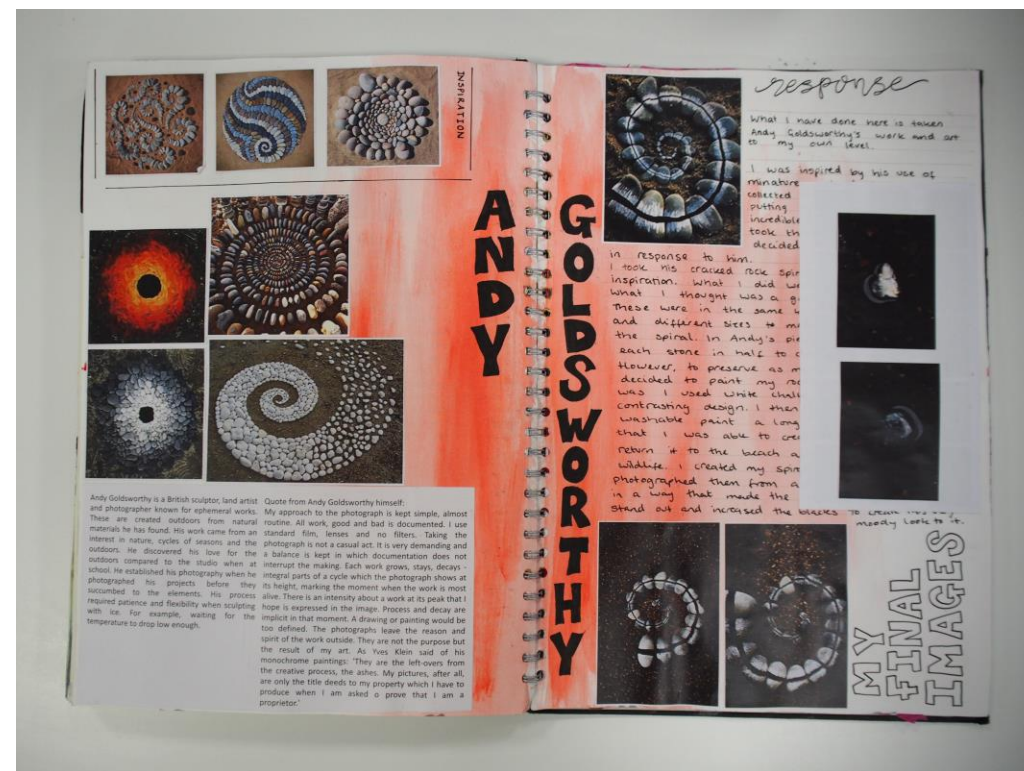




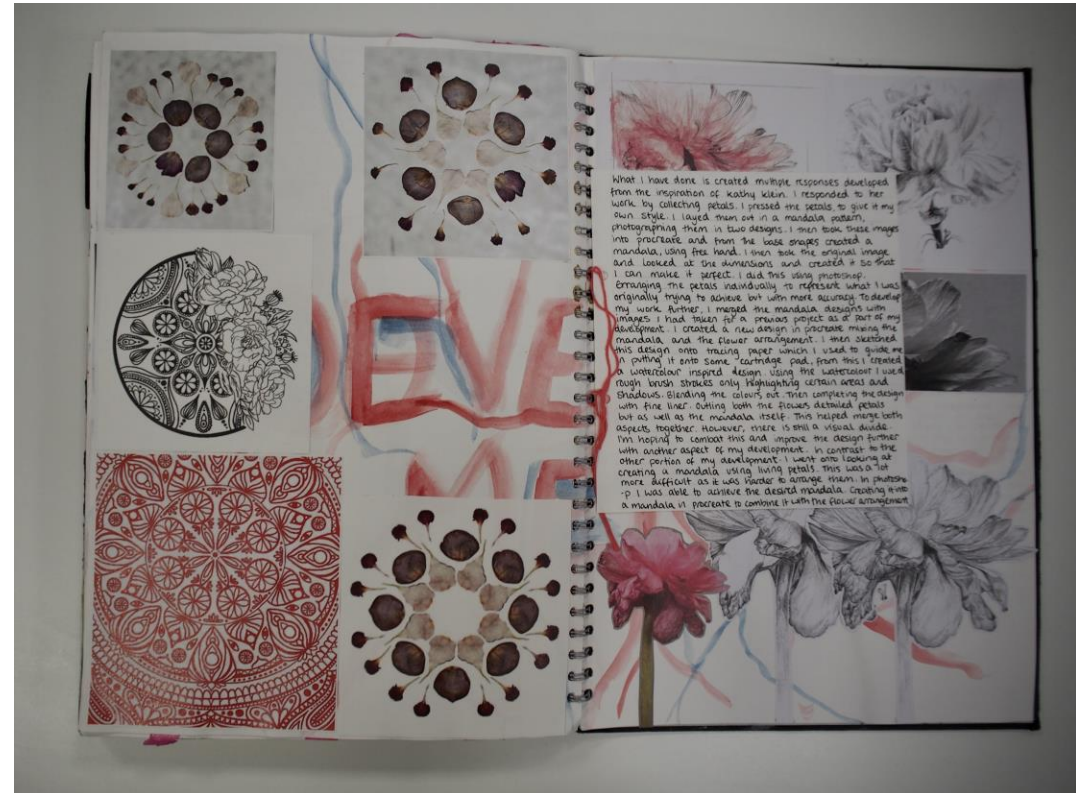
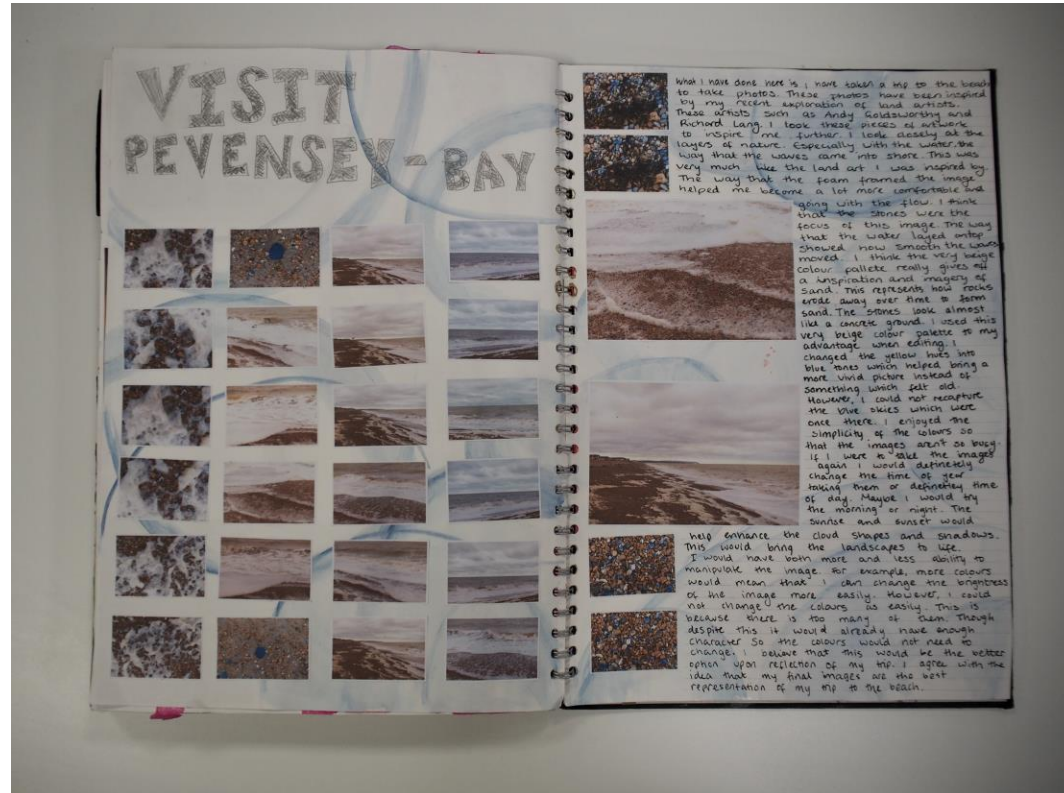


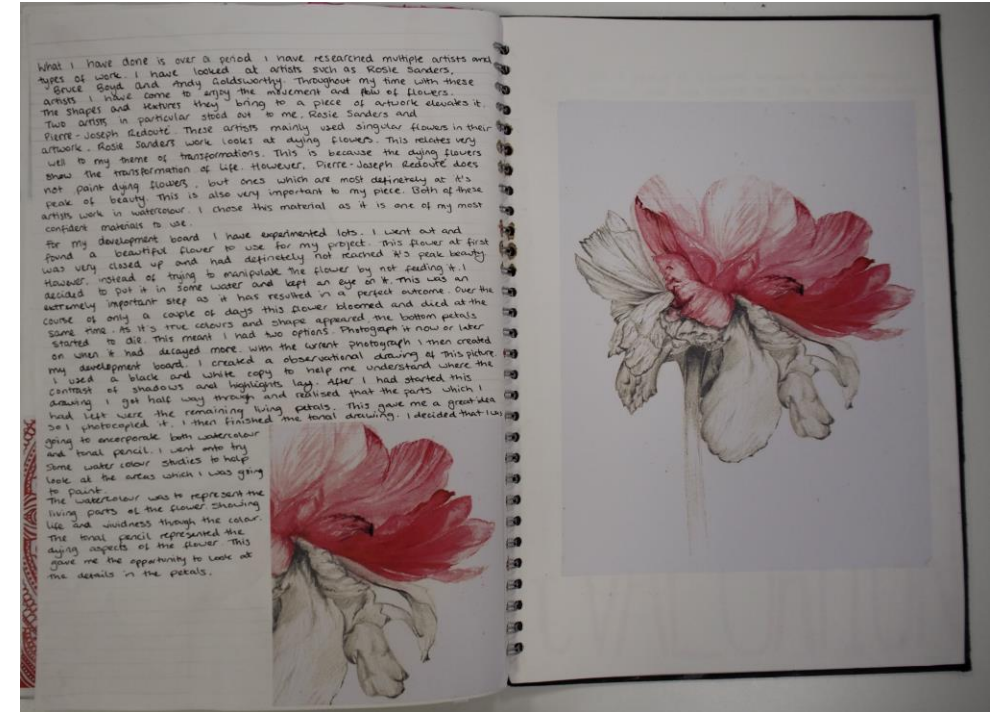


















I have created a painting of a mixture between a mandala developed from a "damala" which was inspired by Kathy Klein. Creating multiple responses from Kathy Klein's photography, after lots of experimentation, I decided on using fresh petals to create my "damala", with lots of bright colours. I created only a quarter of the mandala. I took this image into Photoshop, creating a fully symmetric mandala. This inspired my mandala piece of fine line artwork. I made each layer of the mandala to match the colours of the petals. These petals show the transformation from the full flower to when the petals drop on the floor. I then merged this with full lively flowers. Within my development I discovered that I wanted to work fully in watercolour. This is because the pen outline of both the mandala and the flowers didn't blend them together well enough. This meant that I needed to find a new way I looked into this when painting the final piece. Because the flowers have a subtle gradient of shades of pink, I decided to add shadows to the mandala. I created the mandala on procreate, using the flowers from other aspects of my transformation project. I then replicated this design onto paper, I created this as my final project. This took me just less than 5 hours. I outlined the whole design using watercolour, and very small paint brushes. This meant that I could get the small details perfect. I have done this to look at the transformation of flowers, through it's detailed shapes and sizes. I think that the pigmented colours worked really well for the mandala. However, I could have used a wider range of flowers with different details. This is because I think it could have helped blend the flowers with the mandala better. I especially love the pop of green from the leaves. As well as how the shading on the inner circle match the ring around the outside tying in all of the pink. The blue framing the piece, bringing it all together giving it a very nice coherent look. I think if I were to do it again I wouldn't change much, the only thing I would change is maybe the inner portion of the mandala, by adding a few more layers.

EVALUATION