

Component 1 Art, Craft & Design

Standard Mark – 41

Performance Level 4: Competent and Consistent

	AO1	AO2	AO3	AO4
Mark	10	10	10	11
Performance Level	4	4	4	4
	Just competent and consistent ability	Just competent and consistent ability	Just competent and consistent ability	Mostly competent and consistent ability

Keywords from the taxonomy:
Cohesive

Moderator commentary

This Art, Craft and Design Component 1, consists of an A4 sketch pad and two A3 outcomes: an A3 shadow box and an A3 square printed and embellished textile panel in response to a theme of 'Transformations'. Images of the work selected here reflect the characteristics of work just into Performance Level 4, Competent and Consistent with a mark of 41/72. The strengths of the submission lie within Assessment Objective 4, Present.

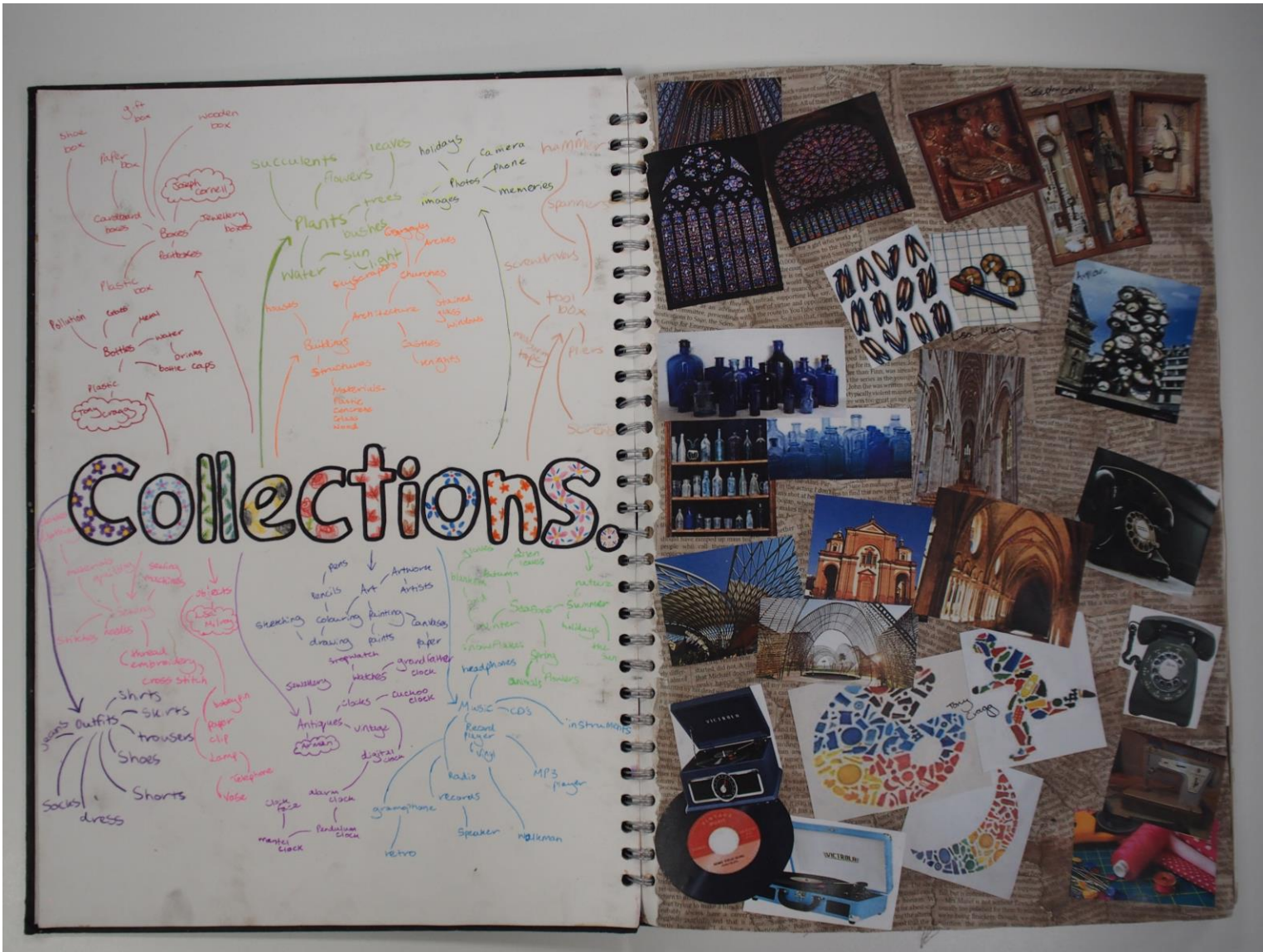
The submission consists of responses to two thematic projects; 'Collections' and 'Transformations', enabling the candidate to develop skills and techniques as well as their independent creative ideas. Within the first theme of 'Collections' the candidate creates a series of competent observational pencil and ink drawings of a sunflower head and seed heads, inspired by the work of German Photographer, Karl Blossfeldt. A collection of small clay animals is made as selected objects within a shadow box, inspired by the work of American Artist Joseph Cornell and Anglo-Canadian Artist Lisa Milroy.


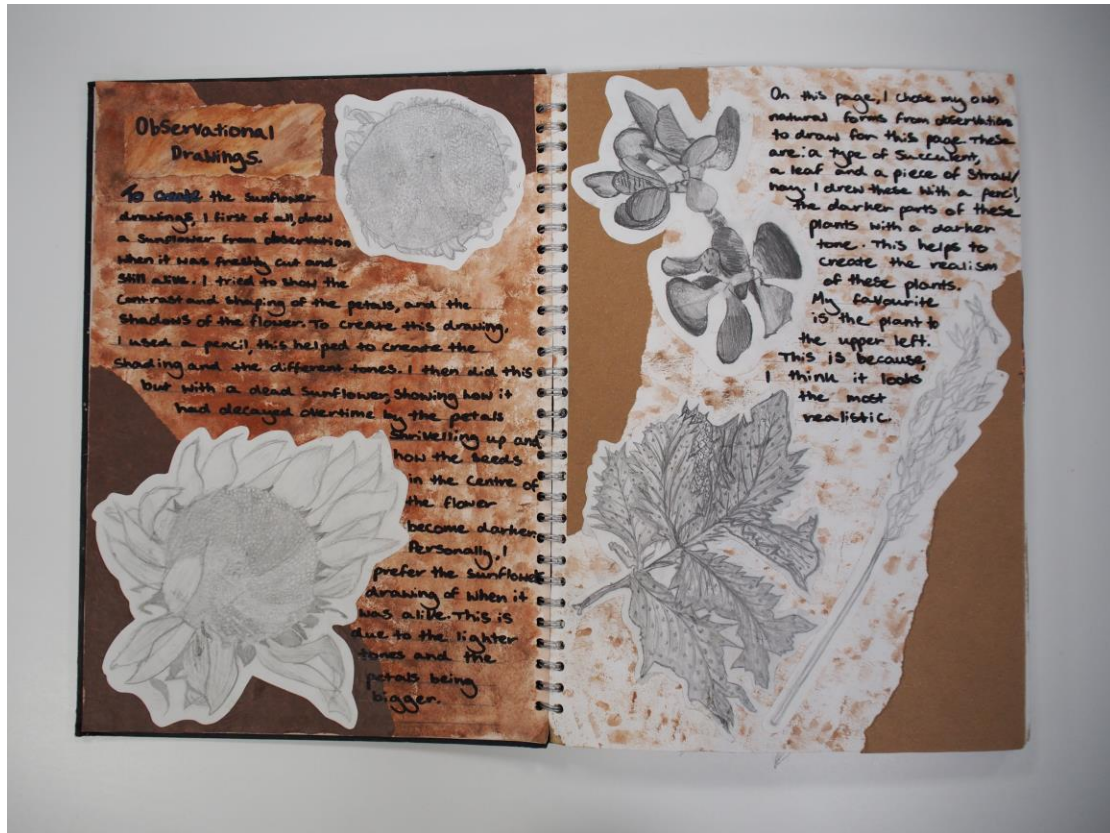
Ideas in response to the theme of 'Transformations' are cohesively explored through studying how images of flowers can be transformed through different media. The work of British botanical Artist, Rosie Sanders and British Artist Colleen Parker are investigated and personal ideas are refined. The candidate describes their creative intentions and annotates: "I will be exploring the beauty of the flowers and how they can be portrayed differently with different media."


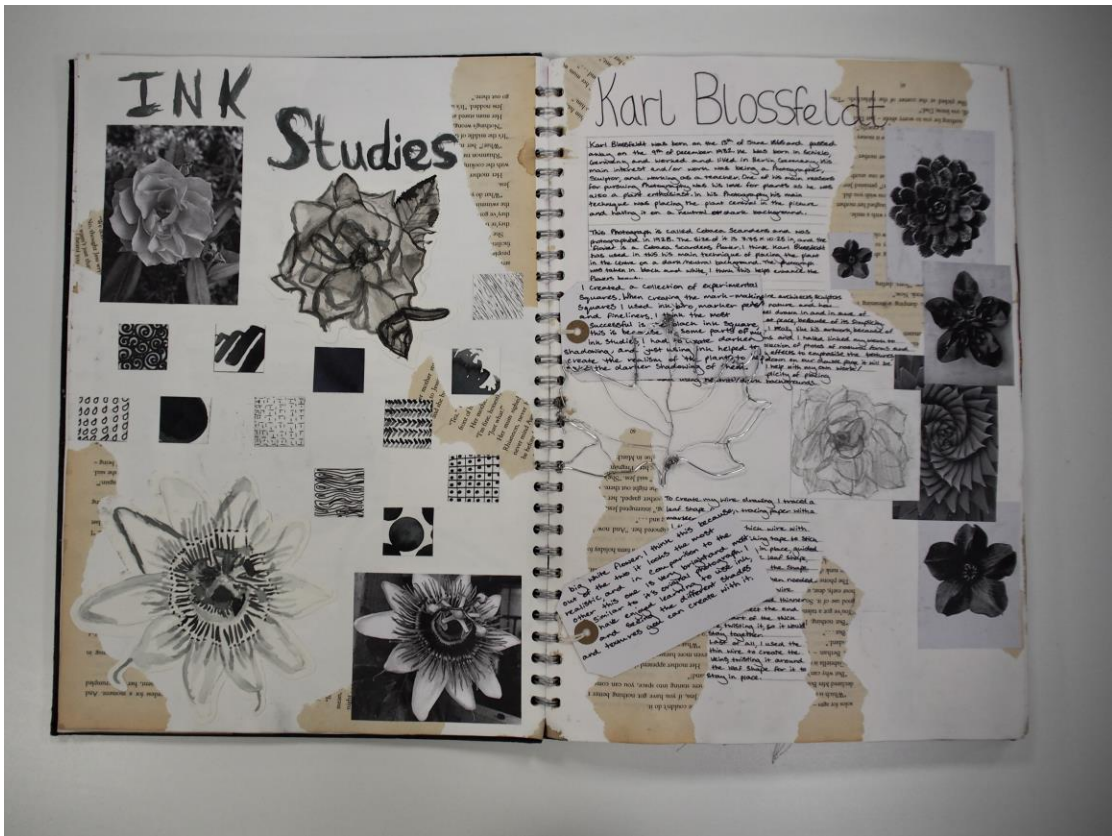
The candidate uses their own photographs of flowers as a starting point for a series of coloured lino prints, which are purposefully used to explore overlapping shapes of flowers and their differences of shape and form.

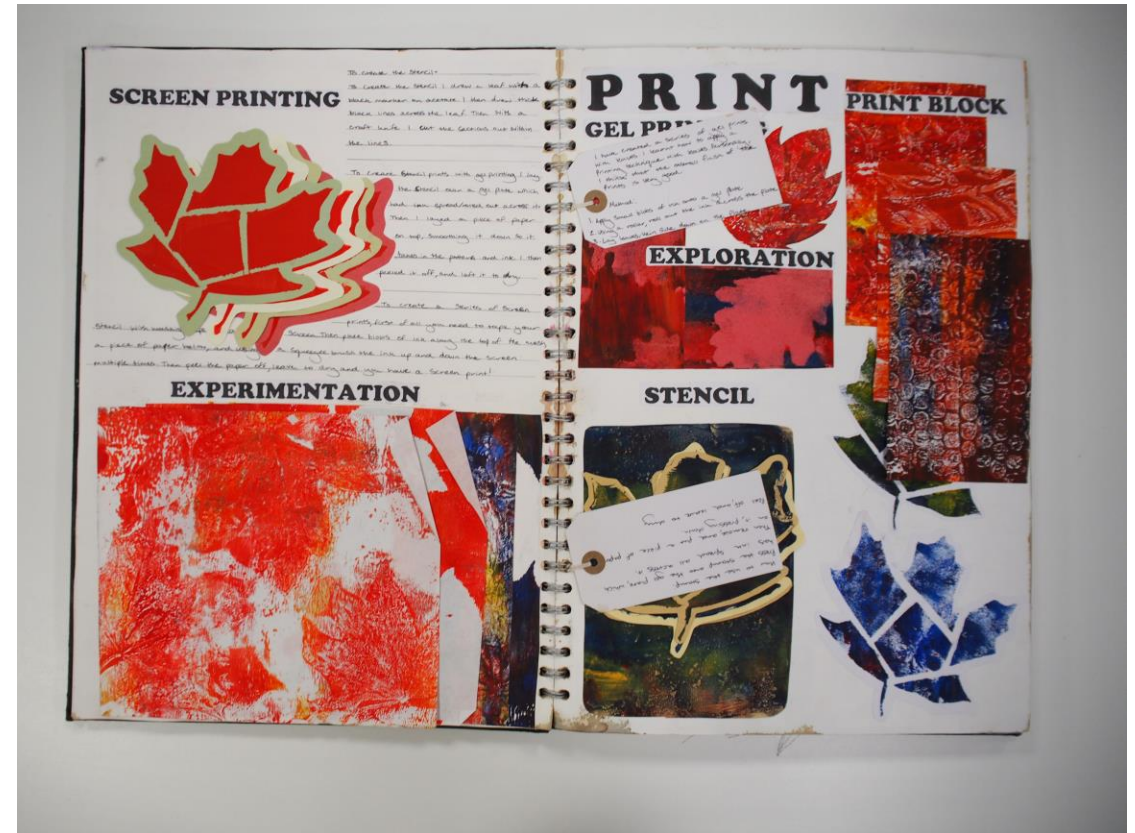
The final outcome is an A3 square fabric panel, printed with the candidate's lino blocks in varying levels of transparency. The candidate uses hand embroidery techniques and beadwork to highlight key details and to add colour and textural contrasts to this cohesive outcome. They annotate: "I have experimented with embroidering flowers with different stitches and beads. I really like the outcome as it portrays the vivid colours of flowers supported by my pastel drawings and photographs."

In order for the submission to move more securely into Performance Level 4, Competent and Consistent, the candidate could evidence more purposeful investigations across their submission. Ideas become more personal and thoughtful within the final outcome where the candidate shows greater personal engagement in their embroidered embellishments across their printed fabric response.













The collage on the left features several floral images, including a vibrant bouquet, a field of flowers, and a close-up of a flower. A central mind map titled 'Flowers' branches out into various aspects of the subject:

- Flowers**
 - life death
 - Seeds
 - Stems
 - roots
 - bulb
 - Flower arrangements
 - funeral
 - bouquet
 - Wedding
 - ornament
 - rose
 - daisy
 - celebration
 - his country
 - Confetti
 - details
 - allium
 - bulb
 - sublimation
 - Camelia
 - Hyacinth
 - elderflower
 - Compositae
 - Magnolia
 - chrysanthemum
 - sunflower
 - orchid
- development
- growth
- garden
- meadows
- freedom
- willow
- planting
- all year round
- winter
- Spring
- Summer
- Autumn
- Seasons
- decay
- fall
- Yvonne Coomber
- Colleen Parker
- Flowers are of life and of death

Statement of Intent

The subject matter that I have enjoyed the most so far are ink, watercolour and coloured pencil. I think one of my most successful pages is Ink Studies inspired by Karl Blossfeldt due to the amount of detail I portrayed in my work. So far I have found Karl Blossfeldt to be the most interesting artist we have focused on as a class. Due to the simplicity of his photographs and the techniques he uses, putting plants on a plain background and making the plant the focus of the image, really helps to draw the viewer in and engage them. For the theme Transformation I am focusing on the idea of flowers. I will be exploring the beauty of flowers and how they can be portrayed differently with different medias. This means that my subject matter will be flowers, but different varieties of them. The artists that I am planning to study focusing on flowers in my Transformation theme are Yvonne Coomber, Colleen Parker, Anne Ten Donckelaar and Rosie Sanders. I have chosen these artists due to the different ways they present flowers. Anne Ten Donckelaar uses dried flowers, Yvonne Coomber acrylic paint and Colleen Parker and Rosie Sanders watercolour. I could use the same media as the artists but I could also experiment by using different medias such as ink and coloured pencil. I think my strengths are watercolour, ink and coloured pencil. I would be interested to incorporate embroidery into my artwork, I do embroidery at home myself but I would be interested in putting it in some of my work for school, as this could show the variety and the willingness I have to try other medias and use them in my artwork. A technique I have never used before, but would love to try, is Lino-Printing, due to the variety of colours you can use.

The collage on the right features several pieces of Yvonne Coomber's artwork, including a vibrant, multi-colored abstract piece and several smaller floral studies. A central handwritten statement of intent is titled 'Yvonne Coomber' in large, colorful letters.

Yvonne Coomber

The artist that I am studying is called Yvonne Coomber. She was born on the 10th of March 1948, and in her early life she lived on a farm and spent part of her 'youth' in Ireland. However, she is now 57 years old and now lives in Devon, with her husband, Alex, and 3 children. She is also an artist and has 4 children. She is a contemporary British artist whose work is both private and public (exhibitions worldwide). Ever since 2000 she has become an 'art' painter after training in 'British' painting. Her work is inspired by the 'old' masters' flowers outside her own studio, as the 'transformations' of beautiful 'flowers' and 'meadows' throughout her work.

I chose a piece of Coomber's work called 'In a Low' and when I viewed it, it was a 57cm x 57cm x 57cm, and it was a 57cm x 57cm x 57cm. In her work, she uses a multitude of colours, acrylics, water, ink, and with leaf and paper applied in a multitude of ways to create her pieces. She uses 'paintbrushes', sponges, 'squeezing' tubes and even her fingers to create the 'texture' and 'medium' effect of a 'beautiful' summer meadow. I can see that the techniques she uses of 'very' similar to 'darker' forms, which is 'very' 'Jackson Pollock' as Yvonne creates 'apartness' by using 'the' 'drop' and 'spatter' techniques to 'preserve' the 'integrity' of the 'meadows' in her work.

Yvonne Coomber's work is inspired by 'the' 'garden' and 'the' 'spring' 'meadows' 'light' 'spring' flowers 'outside' my 'studio' which 'reside' 'deeply' in 'the' 'fields' of 'Devon', 'the' 'hills' of 'England'. I think here, the 'meadows' represents the 'beauty' of 'nature' and 'that' 'it' 'is' 'my' 'time' to 'live' 'in' 'my' 'first' 'beautiful' 'thing' in 'the' 'world'. It 'makes' me 'feel' 'very' 'happy' and 'in' 'peace' due 'to' the 'joy' of 'being' 'alive' and 'the' 'beauty' of 'it'. Yvonne Coomber's work 'links' to 'Transformation' as she 'uses' 'many' 'of' the 'same' 'media' and 'the' 'same' 'media' 'to' 'create' 'different' 'things' 'with' 'different' 'colours', 'textures' and 'media'. She 'uses' 'the' 'flowers' as 'if' they 'are' 'growing' 'nearly' in 'the' 'night'. She 'shows' 'this' 'nature' 'by' 'using' 'sprayers' of 'paint' to 'create' the 'effect' of a 'meadow' and 'unusually' 'meadows' looking at 'this' artist 'will' 'see' my 'own' 'practical' work as 'it' 'will' 'help' me 'to' 'explore' other 'techniques' in 'the' 'world' and 'teach' me 'that' 'not' 'everything' 'has' to 'be' 'perfect' to 'be' 'beautiful'.

To create my own response to Yvonne Coomber's work I created a watercolour background with the sun being central in a sky full of violets, pinks and blues. I then used a multitude of different colour paints and using the drip and splatter techniques creates a bed of colourful grass and flowers. One detail I used a cotton bud with paint.

