

Write your name here

Surname	Other names
---------	-------------

**Pearson Edexcel
Functional Skills**

Centre Number	Candidate Number
<input type="text"/>	<input type="text"/>

English
Level 2
Component 3: Writing

12 – 16 June 2017 Time: 60 minutes	Paper Reference E203/01
----------------------------------------------	-----------------------------------

You may use a dictionary.	Total Marks
---------------------------	-------------

My signature confirms that I will not discuss the content of the test with anyone until the end of the 5 day test window.

Signature: _____

Instructions

- Use **black** ink or ball-point pen.
- **Fill in the boxes** at the top of this page with your name, centre number and candidate number.
- Sign the declaration.
- Answer **both** tasks.
- Use the spaces provided to complete your tasks
– *there may be more space than you need.*

Information

- The total mark for this paper is 30.
- The marks for each task are shown in brackets
– *use this as a guide as to how much time to spend on each task.*
- You will be assessed on spelling, punctuation and grammar in both tasks.

Advice

- Read each task carefully before you start to answer it.
- Keep an eye on the time.
- Try to complete both tasks.
- Check your answers if you have time at the end.

Turn over ►

P53941A

©2017 Pearson Education Ltd.

1/1



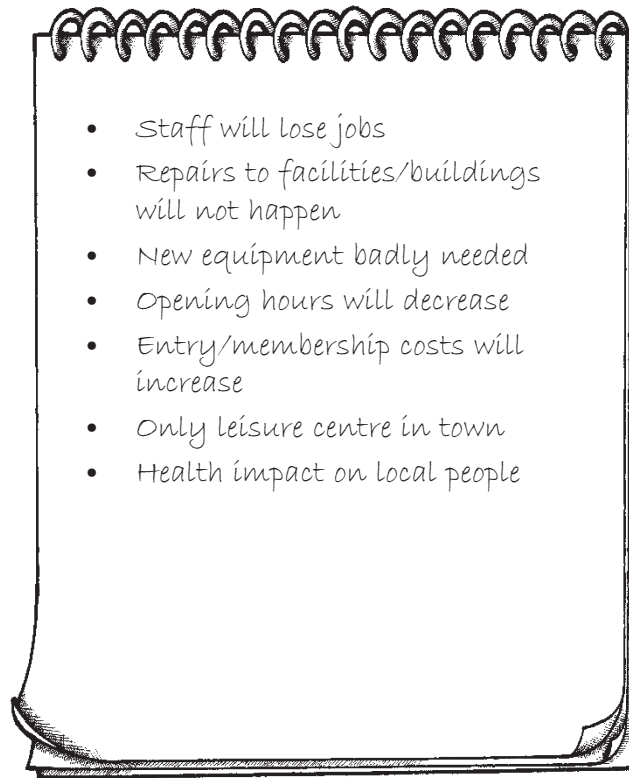

Pearson

Task 1

Information

Your local council is having a meeting to discuss funding cuts to the leisure centre. You have been asked to give a speech representing the views of local people, who are strongly opposed to these cuts.

You make these notes in preparation for your speech.



Writing Task

Write your speech persuading the council not to cut funding for the leisure centre.

In your speech, you should:

- introduce yourself and say why you are speaking
- explain how the cuts will affect local people
- suggest ways that the local community can help.

Use sentences and write in Standard English.

(15)

Begin your speech on the next page.

DO NOT WRITE IN THIS AREA

DO NOT WRITE IN THIS AREA

DO NOT WRITE IN THIS AREA

DO NOT WRITE IN THIS AREA

DO NOT WRITE IN THIS AREA

DO NOT WRITE IN THIS AREA



DO NOT WRITE IN THIS AREA

DO NOT WRITE IN THIS AREA

DO NOT WRITE IN THIS AREA

DO NOT WRITE IN THIS AREA

DO NOT WRITE IN THIS AREA

DO NOT WRITE IN THIS AREA

Large writing area with horizontal dotted lines.



Lined writing area for Task 1.

DO NOT WRITE IN THIS AREA

DO NOT WRITE IN THIS AREA

DO NOT WRITE IN THIS AREA

DO NOT WRITE IN THIS AREA

DO NOT WRITE IN THIS AREA

DO NOT WRITE IN THIS AREA

(Total for Task 1 = 15 marks)



DO NOT WRITE IN THIS AREA

DO NOT WRITE IN THIS AREA

DO NOT WRITE IN THIS AREA

DO NOT WRITE IN THIS AREA

DO NOT WRITE IN THIS AREA

DO NOT WRITE IN THIS AREA

BLANK PAGE



P 5 3 9 4 1 A 0 5 0 8

Task 2

Information

You read the following in the Chasfield News.

Rainy Days

We're all fed up with the terrible weather! And with more rain forecast, we want your ideas for fun activities that can be enjoyed in bad weather. These could be indoor or outdoor activities, but need to be for all the family.

Whatever ideas you have, we need to know why you enjoy these activities and why you think other people would too.

Writing Task

Write an email to Lynn Burton (lynn.burton@chasfieldnews.web) giving your suggestions about what to do on rainy days.

In your email, you should:

- describe in detail some activities suitable for rainy days
- explain why these activities will be fun for all the family.

Use sentences and write in Standard English.

(15)

Begin your email on the next page.

DO NOT WRITE IN THIS AREA

DO NOT WRITE IN THIS AREA

DO NOT WRITE IN THIS AREA

DO NOT WRITE IN THIS AREA

DO NOT WRITE IN THIS AREA

DO NOT WRITE IN THIS AREA



DO NOT WRITE IN THIS AREA



DO NOT WRITE IN THIS AREA

DO NOT WRITE IN THIS AREA

DO NOT WRITE IN THIS AREA

DO NOT WRITE IN THIS AREA

DO NOT WRITE IN THIS AREA

 To:	lynn.burton@chasfieldnews.web
 From:	you@yourmail.web
Subject:	Rainy Days

A large rectangular area with horizontal dotted lines for writing, resembling a notepad or a text editor window. The lines are evenly spaced and extend across the width of the page.



DO NOT WRITE IN THIS AREA

DO NOT WRITE IN THIS AREA

DO NOT WRITE IN THIS AREA

Handwriting practice area with 25 horizontal dotted lines. A toolbar at the bottom right includes icons for undo, redo, and zoom. A status bar at the bottom left shows: Page, Sec, At, Ln, Col, REC, TRK, EXT, OVR, English (U.K).

(Total for Task 2 = 15 marks)

TOTAL FOR PAPER = 30 MARKS

