

**Providing Access to
High Quality Career
Focused Education:**

BTEC Tech Awards
(2022) Results for
academic year
2023/24





Contents

BTEC Tech Awards (2022) Results 2024

Introduction: Understanding Tech Awards (2022)

Slides 3 - 7

Learner Completion

Slides 8 - 13

Learner Achievement

Slides 14 - 19



BTEC L1/L2 Tech Award (2022) qualifications

BTECs are rigorous, future-focussed, and globally recognised qualifications that equip learners of all ages with the knowledge, skills, behaviours, and confidence to succeed in a modern, skills-based economy. One in five UK working age adults have one or more BTECs, and 6 million learners have achieved a BTEC in the last decade.

The courses are developed hand-in-glove with employers. This approach ensures that not only are the learners set up for a successful transition into the workplace, but they will go into jobs that will help satisfy the UK economy's widening skills gaps.

Included in the class of 2024 are many future healthcare professionals, engineers and construction workers, among others, who are so vital to the UK's economy.

There is increasing demand from young people for BTEC courses in UK schools. The combination of traditional academic learning with vocational and transferable skills allows young people to prepare for the possibilities that will be opened to them as the careers of the future evolve.



Introduction: Understanding the BTEC Tech Awards (2022)

BTEC Tech Awards (2022)

- These are brand new qualifications, with different assessment and content structures to the previous Tech Awards.
- They have been redeveloped and designed to meet the Department for Education's latest requirements for Key Stage 4 performance tables in England.
- They are broad, high-quality Level 1 / Level 2 qualifications in non EBacc subjects, designed for Key Stage 4 learners in schools to study alongside GCSEs.
- They are the same size as a single GCSE.
- This is the first academic year that qualification results for Tech Awards (2022) have been delivered to students

Further information on the BTEC Tech Awards (2022) can be found [here](#).

Context of the 2023/24 academic year


This is the first year that qualification results for Tech Awards (2022) have been delivered to students

As part of the reform there are some key features that all Awarding Organisations had to include in their L1/L2 Technical Awards in order for them to count in performance measures. It means there is more alignment with the Technical Award qualifications, which are:

- the non-exam assessment must be set by the Awarding organisation
- the non-exam assessment must have marks and be moderated
- learners must take one or more assessments by examination, worth at least 40% of the qualification, in the series in which they certificate to meet the terminal rule

In line with Ofqual's directive for new qualifications a slightly weaker level of performance when setting grade boundaries was accepted, to reflect the fact that teachers and learners are less familiar with the assessments.

The aim of all awarding bodies has been to ensure fairness for learners by neither advantaging or disadvantaging any one group of students compared to their peers. [Further information can be found here.](#)



BTEC Tech Awards (2022): Key Headlines

- There are 13 qualifications available in the BTEC Tech Awards (2022).
- Health & Social Care, Sport, Enterprise, Digital Information Technology and Music are the five most popular subjects.
- This was the first academic year when qualification results were available to learners and, in line with the policy directive from Ofqual, a slightly weaker level of performance was accepted to reflect the fact that teachers and learners are less familiar with the assessments.



Introduction: Understanding BTEC Tech Award (2022) Results

Data definitions

The results publication for the BTEC Tech Awards only reports outcomes for completed qualifications. This means these results for the BTEC Tech Awards refer to those people claiming this academic year. Results from learners in all locations are included. This includes England, Wales, Northern Ireland, and all jurisdictions where we have a result for these qualifications in the academic years reported.

What is a completion? In these results, a completion refers to qualifications where a learner has been awarded a grade for the qualification, which can include U (unclassified).

What is a Pass? – These results also show figures for learners who have passed the qualification (achieved a Pass grade or above). Learners who have completed but not passed are awarded U. To pass, learners must have completed the qualification, passed the externally assessed units and achieved the required number of points on the qualification as a whole.

Rounding

Numbers in these slides are generally rounded to the nearest multiple of 100. Smaller numbers may be rounded to the nearest 10.

The 2023-24 academic year

The academic year for the purpose of this results publication is normally from 1 September to 31 August; results are grouped according to the academic year in which they complete the qualification.

2024
Learner completions

BTEC Tech Awards (2022)

BTEC Tech Awards
specifications for first
teaching 2022



BTEC Tech Awards (2022) - Over 161,000 learners completing

BTEC Tech Awards: completion – All 13 subjects

Sector	Completion
	2023/24
Health And Social Care	36,800
Sport	30,200
Enterprise	23,700
Digital Information Technology	15,400
Music Practice	10,700
Performing Arts	10,500
Creative Media Production	9,300
Travel And Tourism	6,400
Performing Arts (Dance)	6,300
Child Development	3,700
Art And Design Practice	3,500
Construction	3,200
Animal Care	1,800

All 13 specifications for the BTEC Tech Awards had certifications 2023/24.

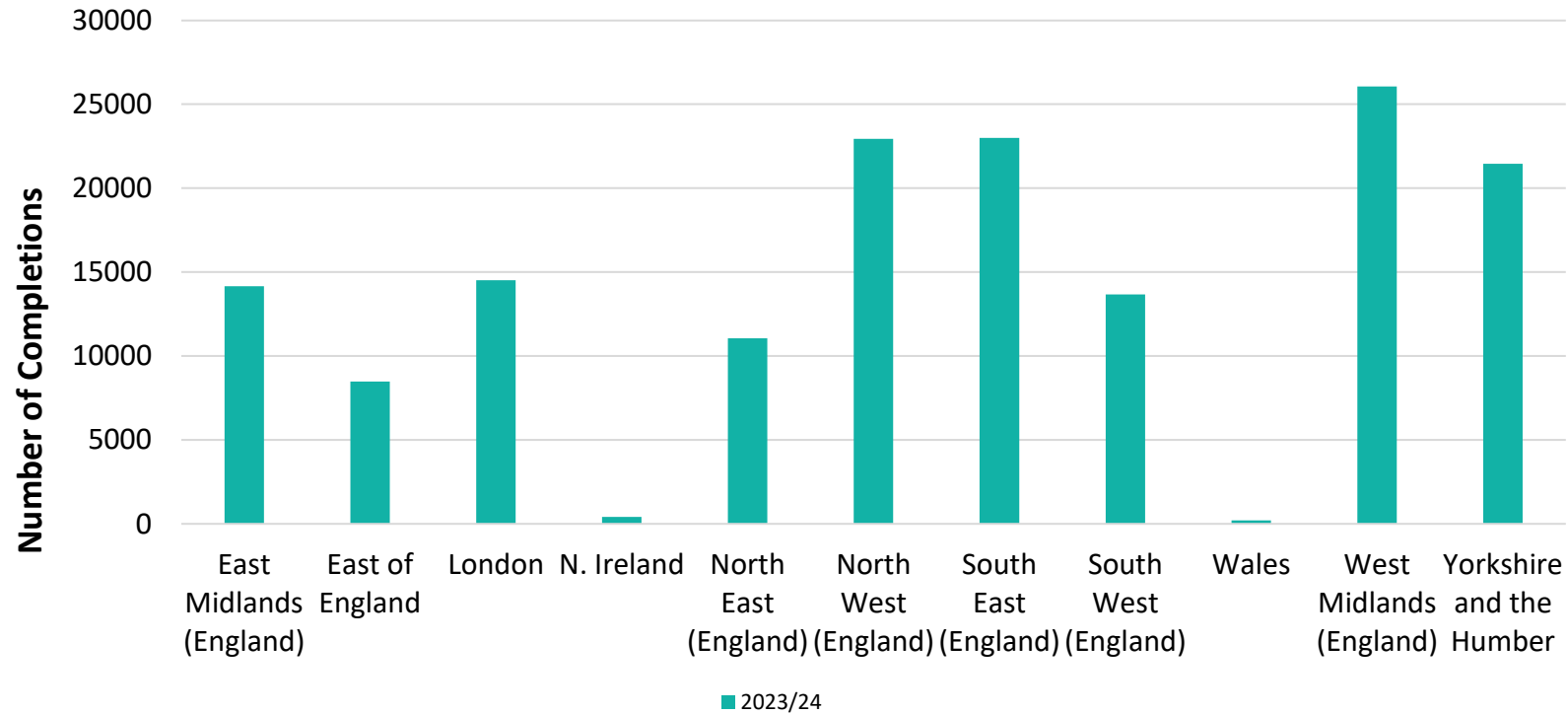
This academic year was the first where learners could certificate for the new Tech Awards so there is no data for 2022/23.

The top 5 qualifications are Health and Social Care, Sport, Enterprise, Digital Information Technology and Music Practice.

The BTEC Tech Awards (2022) appeal to learners nationwide



Completions by region



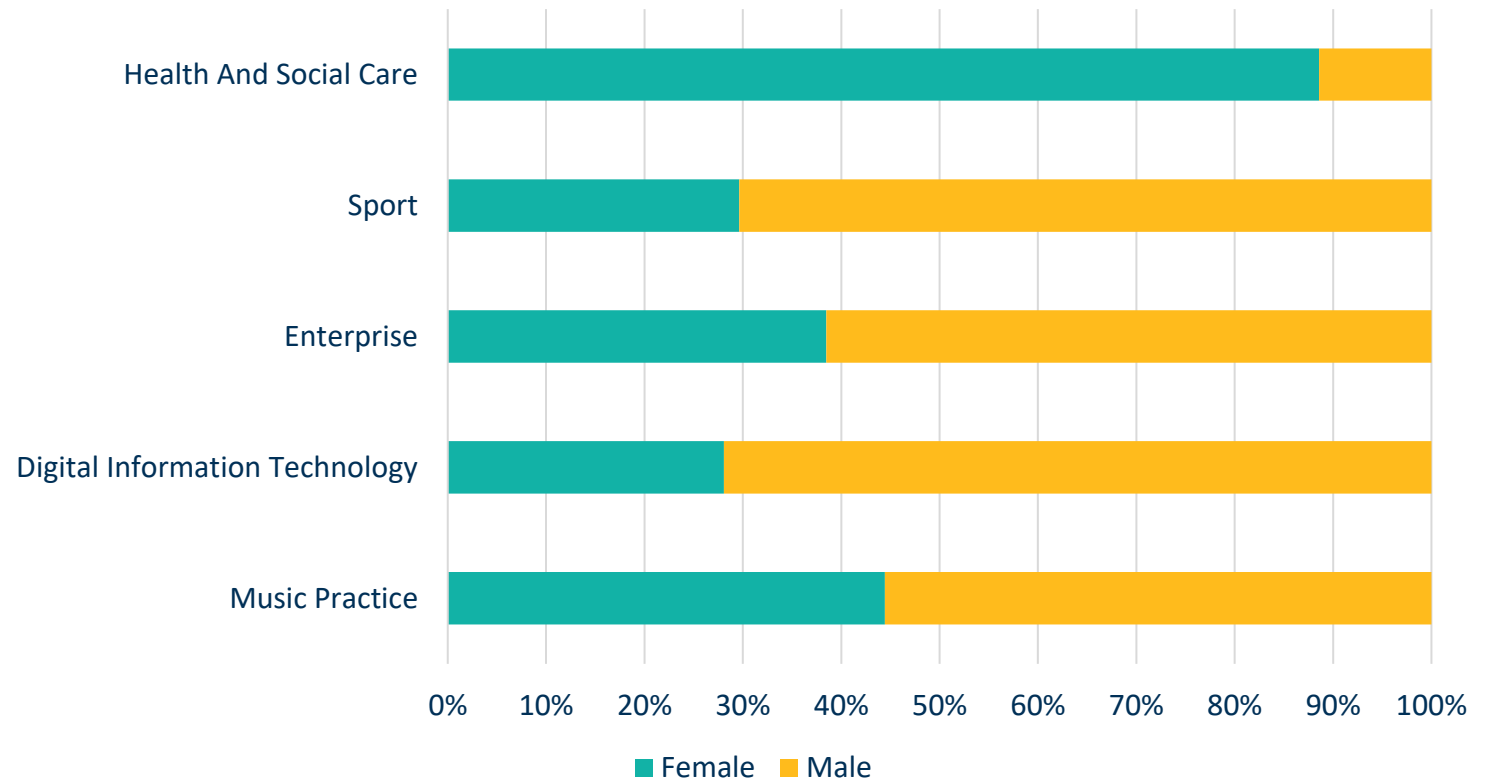
The West Midlands has the highest number of learners completing the Tech Awards, and South East England the next highest in 2023/24.

Gender differences exist among subject choice

BTEC Tech Awards (2022):
2023/24 top five sectors
by volume and gender

Learners taking Health and Social Care are more likely to be female, while learners taking Sport, Enterprise, Digital Information Technology and Music Practice are more likely to be male.

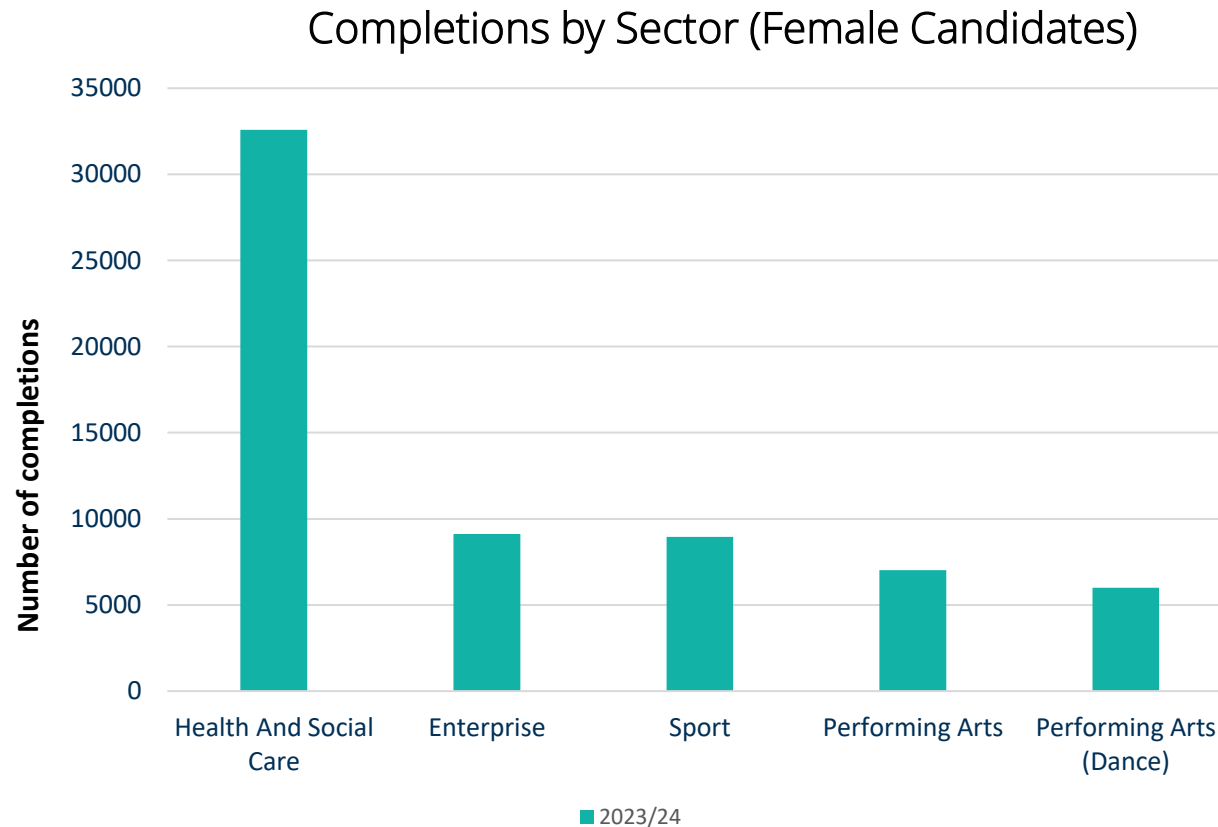
Proportions of Completions according to Gender



Number of completions: female learners

BTEC Tech Awards:
2023/24 top five
sectors for female
candidates

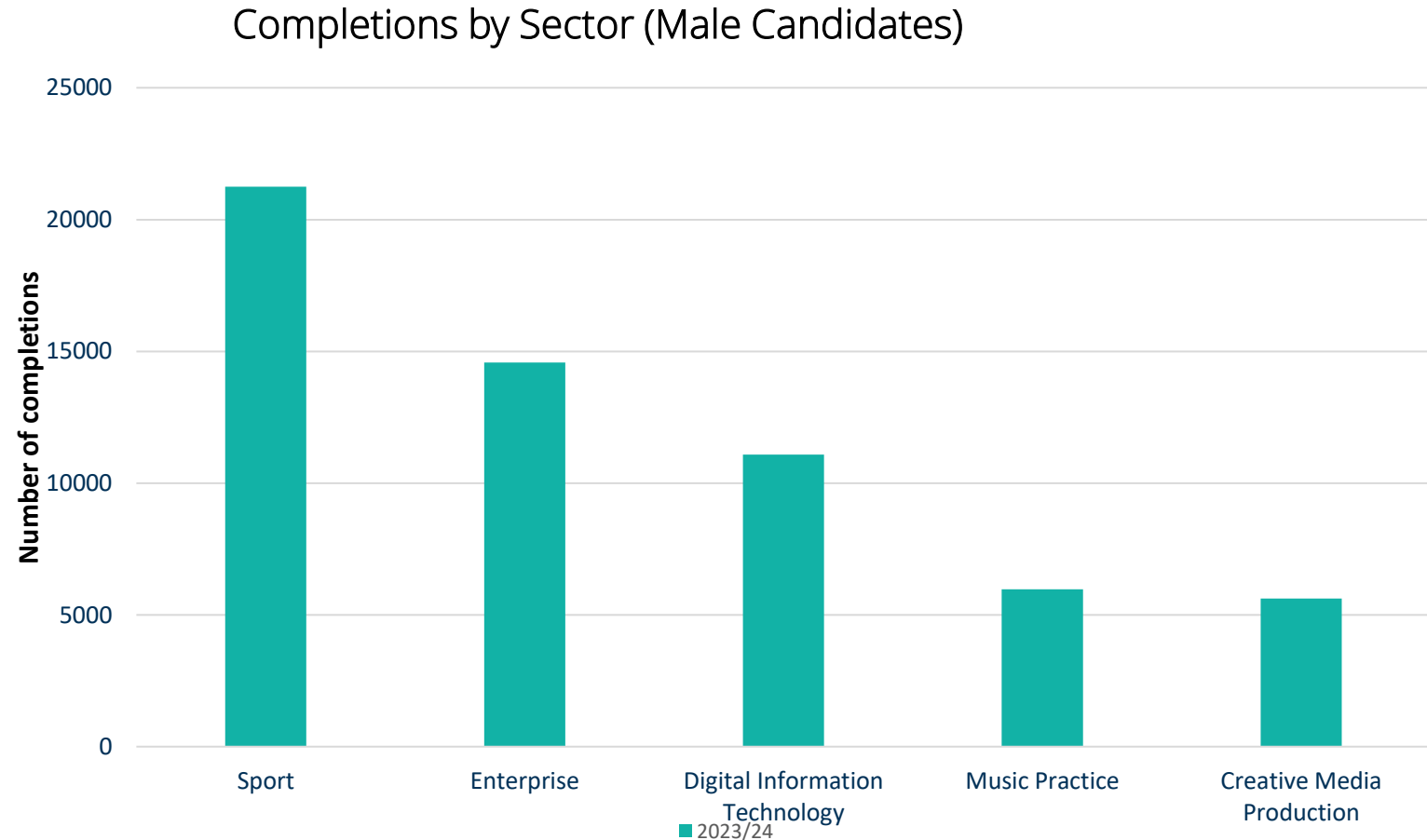
Learners taking Health
and Social Care,
Enterprise and Sport
are the most popular
subjects with female
learners.



Number of completions: male learners

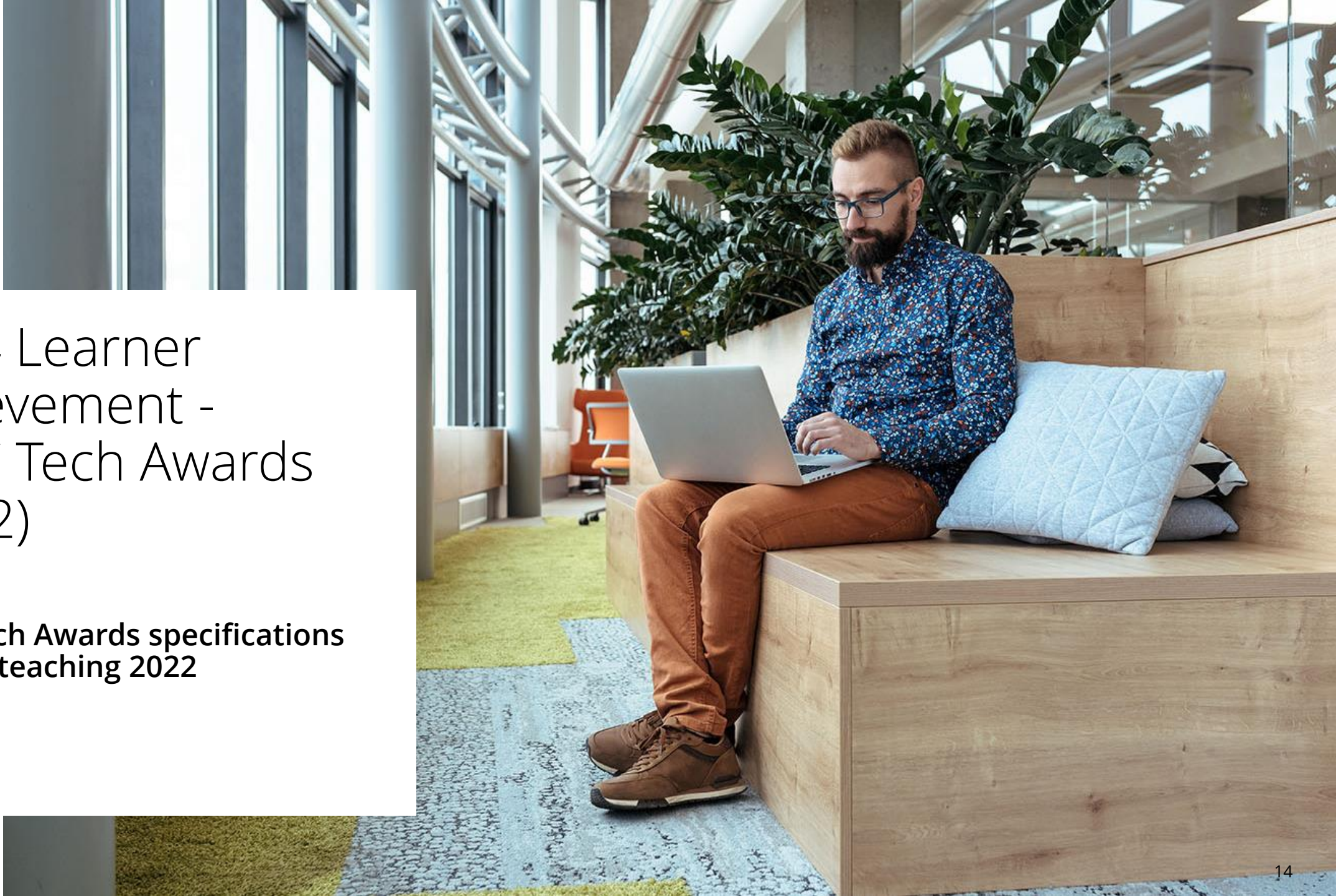
BTEC Tech Awards:
2023/24 top five
sectors by male
candidates

Sport,
Enterprise, and
Digital Information
Technology are most
popular with male
learners.



2024 Learner achievement - BTEC Tech Awards (2022)

**BTEC Tech Awards specifications
for first teaching 2022**



BTEC Tech Awards grades explained

Qualification Grade	Grade name
L2D*	Level 2 Distinction Star
L2D	Level 2 Distinction
L2M	Level 2 Merit
L2P	Level 2 Pass
L1D	Level 1 Distinction
L1M	Level 1 Merit
L1P	Level 1 Pass
U	Unclassified

BTEC Tech Awards achievement: grades explained

Learners who pass the BTEC Tech Awards are awarded grades using the range from Level 1 Pass (L1P), the lowest qualifying grade, up to Level 2 Distinction Star (L2D*), the highest.

Learners who have not met the standard for a Level 1 Pass are graded U (Unclassified).

NB a reminder that learners must achieve all components at Level 1 Pass or above in order to be awarded a qualification

BTEC Tech Awards Results 2024 - achievement across the suite

BTEC Tech Awards achievement: grade distribution overview

The table below shows the percentage of learners on each grade for 2023/24.

Year	Completions	L2D*	L2D	L2M	L2P	L1D	L1M	L1P	U
2023/24	161,600	3.2%	12.8%	23.7%	26.0%	16.4%	9.3%	4.7%	3.9%

Grades at pass and above for these qualification suite are awarded as a single grade which also indicates whether the grade is at Level 1 or Level 2, e.g. L1D.

BTEC Tech Awards Results 2024 - achievement across the suite by gender

BTEC Tech Awards achievement: grade distribution overview by gender

The table below shows the percentage of learners on each grade for 2023/24, split by gender.

Sector	Gender	Learners in the gender cohort	Gender cohort as a percentage of annual cohort	Percentage of gender cohort with each outcome							
				L2D*	L2D	L2M	L2P	L1D	L1M	L1P	U
2023/24	Female	87,200	54.0%	4.8%	16.7%	26.0%	24.6%	14.1%	7.4%	3.6%	2.8%
	Male	74,400	46.0%	1.3%	8.4%	20.9%	27.5%	19.0%	11.6%	6.1%	5.1%

Grades at pass and above for these qualification suite are awarded as a single grade which also indicates whether the grade is at Level 1 or Level 2, e.g. L1D.

BTEC Tech Awards Results 2024 for each subject

BTEC Tech Awards achievement: grade distribution overview

This table shows the percentage of learners who have achieved each grade.

Sector	Completions	L2D*	L2D	L2M	L2P	L1D	L1M	L1P	U
Health And Social Care	36,800	7.2%	16.9%	23.2%	22.4%	15.0%	8.5%	4.1%	2.8%
Sport	30,200	2.4%	11.1%	23.9%	26.3%	16.9%	10.0%	5.5%	3.9%
Enterprise	23,700	2.1%	10.4%	22.8%	27.4%	17.6%	10.0%	5.1%	4.8%
Digital Information Technology	15,400	1.0%	11.6%	24.6%	26.0%	16.1%	10.1%	5.7%	5.0%
Music Practice	10,700	1.5%	9.4%	22.8%	29.1%	19.3%	9.4%	4.1%	4.5%
Performing Arts	10,500	1.8%	16.3%	28.0%	27.0%	13.9%	6.6%	3.6%	2.8%
Creative Media Production	9,300	2.4%	12.5%	24.5%	28.2%	15.4%	8.7%	3.9%	4.5%
Travel And Tourism	6,400	1.7%	9.6%	19.0%	24.9%	20.0%	13.4%	6.7%	4.7%
Performing Arts (Dance)	6,300	3.0%	19.1%	29.3%	27.1%	11.6%	5.3%	2.3%	2.3%
Child Development	3,700	1.9%	11.6%	21.2%	27.4%	17.6%	10.7%	5.5%	4.3%
Art And Design Practice	3,500	5.3%	13.4%	21.6%	26.4%	16.1%	8.6%	4.8%	3.8%

The volume of learners varies across sectors and outcomes also vary across sectors. As with GCSEs, results are not expected to look similar across different subject areas.

BTEC Tech Awards Results 2024 by gender

BTEC Tech Awards achievement: grade distribution overview by gender for the five most popular subjects.

This table shows the percentage of learners who have achieved each grade.

Sector	Gender	Learners in the gender cohort	Gender cohort as a percentage of annual cohort	Percentage of gender cohort with each outcome							
				L2D*	L2D	L2M	L2P	L1D	L1M	L1P	U
Health And Social Care	Female	32,600	88.6%	6.3	23.9	19.8	34.3	8.6	3.5	1.1%	1.5%
	Male	4,200	11.4%	2.4	11.8	14.7	38.6	15.3	8.7	4.0%	3.5%
Sport	Female	9,000	29.8%	7.6	26.3	20.3	30.5	7.4	3.1	0.9%	1.9%
	Male	21,200	70.2%	4.7	19	18.7	35.8	10.4	5	2.3%	2.6%
Enterprise	Female	9,100	38.4%	4.8	24.2	18.1	31.1	10.5	3.9	0.5%	1.2%
	Male	14,600	61.6%	2.1	13.7	15.6	38.9	14.5	6.4	1.3%	1.7%
Digital Information Technology	Female	4,300	27.9%	3.7	26.7	22	36.8	6.5	2	1.8%	2.9%
	Male	11,100	72.1%	1.6	17.6	18.4	42.3	11.4	4.5	2.6%	3.9%
Music Practice	Female	4,800	44.4%	10.4	26.8	20.5	31.4	5.8	2.3	0.7%	1.5%
	Male	6,000	55.6%	3.3	13.8	16.2	44.8	12.4	4.5	1.7%	2.8%

The volume of learners varies across sectors and outcomes also vary across sectors. As with GCSEs, results are not expected to look similar across different subject areas.



Pearson