




BTEC Nationals in Travel and Tourism 2016–2019

Welcome to your guide to the BTEC Level 3 Nationals RQF Travel and Tourism qualifications.

- **Slides 3-4** **Find out what's great** about the new RQF Nationals in Travel and Tourism and view our whole offer at Level 3
- **Slide 5** **Understand what's different** to the QCF qualifications
- **Slides 6** **Explore the structure** of the qualifications in detail
- **Slides 7-17** **See the range of support** materials and advice available to help you plan and deliver your course
- **Slides 18** **Know what to do next** if you need help or advice.



© 123rf/Seij Borakovsky

BTEC Nationals in Travel and Tourism 2016–2019

Despite political uncertainties at home and around the world, nothing seems to stop us from planning and taking holidays. What is changing however, is how and where we choose to take those holidays giving rise to exciting times in this already fast changing sector.

Choosing a BTEC Level 3 National gives your learners the opportunity to explore the different types of roles they could aspire to whether through Higher Education or directly into employment or an apprenticeship. Our new BTEC Level 3 Nationals in Travel and Tourism will help them acquire the skills and knowledge they will need to get their Travel and Tourism career off to the best possible start.

Qualifications available:



Travel and Tourism

“One of the UK’s fastest growing sectors employing over 3 million people.”

(Source: Tourism Alliance)

Want to talk to someone about delivering these qualifications?

You can contact us through our support portal or by calling 0333 016 4060

BTEC Nationals in Travel and Tourism – full suite of RQF qualifications

BTEC Level 3 Nationals (RQF)	Travel and Tourism
Funded	Certificate (180 GLH) Extended Certificate (360 GLH) Foundation Dip (540 GLH) Diploma (720GLH) Extended Dip (1080 GLH)
Types of assessment	Internal External exam and task
Mandatory employer engagement	No
UCAS points	Yes
DfE Performance Tables	Yes – Certificate , Extended Certificate, Foundation Diploma No –Diploma & Extended Diploma




© 123rf/Seij Borakovskyy

BTEC Nationals in Travel and Tourism – QCF v RQF

We've highlighted below the main differences between the QCF and RQF qualifications:

- **Units come in a range of sizes** – 60, 90 and 120 GLH which means that their weighting is different when calculating the final grade.
- **There is compensation across the qualification**, with grades to reflect all achievement.
- **Externally assessed units** with a Near Pass grade.
- **Assessment criteria** in internally assessed units are set out differently.
- **Synoptic Assessment** requires learners to demonstrate that they can identify and use effectively, in an integrated way, an appropriate selection of skills, techniques, concepts, theories and knowledge from across the whole sector as relevant to a key task.



© 123rf/Seij Borakovsky



QUALIFICATION STRUCTURE


Certificate (180 GLH)	Extended Certificate (360 GLH)	Foundation Diploma (510 GLH)	Diploma (720 GLH)	Extended Diploma (1080 GLH)
Equivalent to 0.5 A-Level	Equivalent to 1 Level	Equivalent to 1.5 A-Levels	Equivalent to 2 A-Levels	Equivalent to 3 A-Levels
TOTAL: 2 UNITS	TOTAL: 4 UNITS	TOTAL: 6 UNITS	TOTAL: 8 UNITS	TOTAL: 13 UNITS
2 MANDATORY UNITS	3 MANDATORY UNITS	4 MANDATORY UNITS	6 MANDATORY UNITS	8 MANDATORY UNITS
1 The World of Travel and Tourism (90 GLH)	1 The World of Travel and Tourism (90 GLH)	1 The World of Travel and Tourism (90 GLH)	1 The World of Travel and Tourism (90 GLH)	1 The World of Travel and Tourism (90 GLH)
3 Principles of Marketing in Travel and Tourism (90 GLH)	2 Global Destinations (120 GLH)	2 Global Destinations (120 GLH)	2 Global Destinations (120 GLH)	2 Global Destinations (120 GLH)
	3 Principles of Marketing in Travel and Tourism (90 GLH)	4 Managing the Customer Experience in Travel and Tourism (90 GLH)	3 Principles of Marketing in Travel and Tourism (90 GLH)	3 Principles of Marketing in Travel and Tourism (90 GLH)
		5 Travel and Tourism Enterprises (90 GLH)	4 Managing the Customer Experience in Travel and Tourism (90 GLH)	4 Managing the Customer Experience in Travel and Tourism (90 GLH)
			5 Travel and Tourism Enterprises (90 GLH)	5 Travel and Tourism Enterprises (90 GLH)
			16 Researching Current Travel Trends and Key Issues in Travel and Tourism (120 GLH)	16 Researching Current Travel Trends and Key Issues in Travel and Tourism (120 GLH)
				17 Managing Accommodation Services (90 GLH)
				18 The UK as a Tourist Destination (90 GLH)
0 OPTIONAL UNITS	1 OPTIONAL UNIT	2 OPTIONAL UNITS	2 OPTIONAL UNITS	5 OPTIONAL UNITS

Assignment – Set and marked internally

Task – Set and marked by Pearson

Written exam – Set and marked by Pearson

© 123rf/Sej Borakovsky



Planning your delivery


This section highlights the range of support materials and advice available to help you plan your delivery of BTEC Level 3 Nationals qualifications including:

- **Slides 8-11** **External assessment**
- **Slides 12-14** **Internal assessment**
- **Slide 15** **Grading**

Planning your delivery – EXTERNAL ASSESSMENT

KEY INFORMATION

Availability	Twice a year
Resit opportunity	Learners can resit BTEC Nationals twice
Results and Post result services	https://qualifications.pearson.com/en/support/support-for-you/exam-officers-administrators/results.html
Resources	Sample Assessment Material Additional Sample Assessment Material Past Papers Examiner reports Mark schemes Sample Marked Learner work
Compensation	Near Pass (N grade) meaning learners can pass the qualification without passing the external assessment as long as they achieve the N grade and meet all other eligibility requirements
Types of external assessments	Task Written Exam



© 123rf/Seij Borakovskyy

Planning your delivery – EXTERNAL ASSESSMENT

SUPPORT – Course materials

We've a wide range of course materials available to help with all aspects of external assessment. You'll find these on the **Course Materials section** on your qualification page.

Detailed specifications – to help you fully understand the qualifications

Examiner reports – to help you prepare for future assessments

Administrative support guides – summarising all the support materials and key information available – you'll find these under the external assessment tab.

Sample marked learner work – so you have an example of the standard

© 123rf/Sej Borakovsky

Planning your delivery – EXTERNAL ASSESSMENT

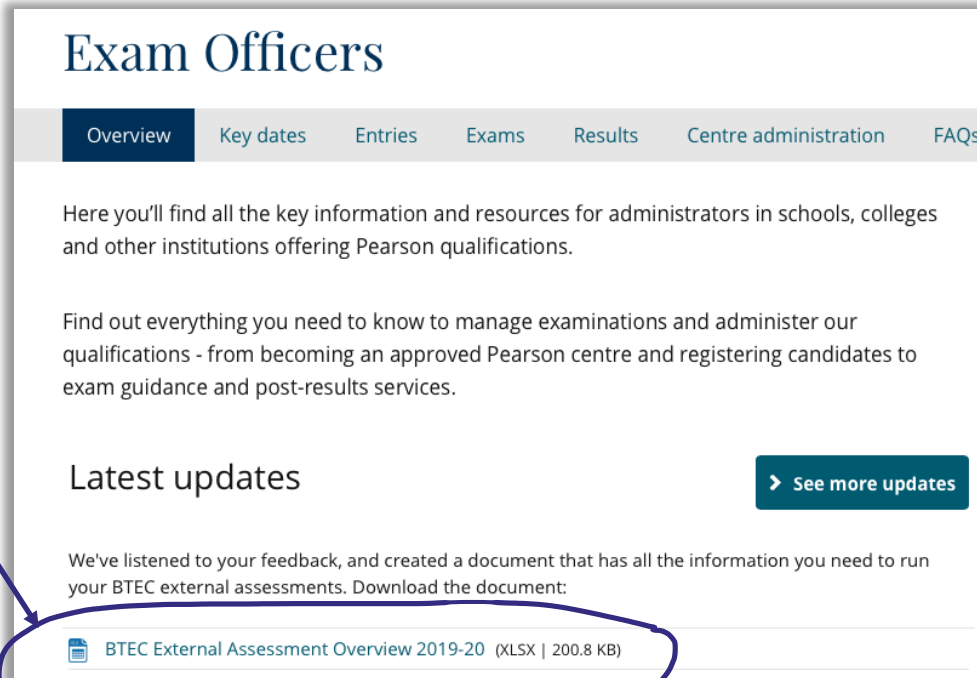
SUPPORT – Assessment administration support

We've created a document that has all the information you need to run your BTEC external assessments. You'll find this downloadable document on the [Exams Officers page](#).

BTEC External Assessment Overview

A one stop administration guidance document containing everything you and your exams officers will need to manage and run external assessment within BTEC.

(Please note, this is a live document and content may change throughout the year.)



Exam Officers


Overview Key dates Entries Exams Results Centre administration FAQs

Here you'll find all the key information and resources for administrators in schools, colleges and other institutions offering Pearson qualifications.

Find out everything you need to know to manage examinations and administer our qualifications - from becoming an approved Pearson centre and registering candidates to exam guidance and post-results services.

Latest updates [See more updates](#)

We've listened to your feedback, and created a document that has all the information you need to run your BTEC external assessments. Download the document:

 [BTEC External Assessment Overview 2019-20](#) (XLSX | 200.8 KB)

Planning your delivery – EXTERNAL ASSESSMENT

SUPPORT – Support services

In addition to course materials, you also have a range of free BTEC Support Services designed specifically to save you time and help your learners prepare for external assessment.



Our free online BTEC planning tool developed to save you time. [Find out more](#)



Create mock exams from our bank of past paper questions. [Find out more](#)



Our free online results analysis tool. [Find out more](#)

Past papers

So learners can get a feel for what to expect. [Find out more.](#)

© 123rf/Seij Borakovsky



Planning your delivery – INTERNAL ASSESSMENT

EXAMPLE UNIT

Learning aims to help clarify assessment criteria.

Pass	Merit	Distinction
Learning aim A: Explore the features of different businesses and what makes them successful		AB.D1 Evaluate the reasons for the success of two contrasting businesses, reflecting on evidence gathered.
A.P1 Explain the features of two contrasting businesses.	A.M1 Assess the relationship and communication with stakeholders of two contrasting businesses using independent research.	
A.P2 Explain how two contrasting businesses are influenced by stakeholders.		
Learning aim B: Investigate how businesses are organised		
B.P3 Explore the organisation structures, aims and objectives of two contrasting businesses.	B.M2 Analyse how the structures of two contrasting businesses allow each to achieve its aims and objectives.	

Further information provides key information about preparing for and delivering a unit

Further information for teachers and assessors

Resource requirements

There are no specific resource requirements for this unit but centres must give learners access to information on a range of businesses, including local, national and international.

Essential information for assessment decisions

It is expected that learners in a cohort will individually select and research their choice of businesses.

Throughout the unit, learners will show individuality of thought, independent collection, collation and judgement of evidence.

The businesses selected by the learner in Learning aims A and B should be contrasting in terms of their features, e.g. ownership and liability, purpose, sector, scope and/or size.

It is recommended the learner's own centre is not used for this unit.

Learning aims A and B

For distinction standard, learners will produce relevant evidence of how differing features and the complex relationship and communications with its internal and external stakeholders make businesses successful to support the evaluation given.

For merit standard, learners will present a careful consideration of each of the businesses relationship and communication with its stakeholders, and arrive at conclusions about how well each business communication impacts on its relationship with stakeholders. Learners will give a breakdown of the organisational structure including the different functional areas within the structure, what each does and how the areas interrelate or work together to contribute to each business's aims and objectives.

For pass standard, learners will carry out research that allows them to clearly link familiar and obvious features of the businesses and the stakeholder influence to success factors.

Appendix 2 Glossary of terms used for internally-assessed units

Glossary highlights the key terms used.



Planning your delivery – INTERNAL ASSESSMENT

ASSIGNMENT BRIEFS

To give you maximum flexibility and support when planning your course, you have **three options available** when preparing your assignment briefs:

1. Use the **Pearson Authorised Assignment Briefs** as published – you will find these under the Internal Assessment tab on the Course Materials section of the qualification specification page.
2. Adapt a **Pearson Authorised Assignment Brief** to suit the needs of your learners.
3. **Create your own Assignment Briefs** if you think this will better meet the needs of your learners, or where an Authorised Assignment Brief is not available. To help check you have everything covered you can use our **Assignment Checking Service**.

(Remember, you must still internally verify assignments even if you've used them 'off the shelf'.)



Planning your delivery – INTERNAL ASSESSMENT

SUPPORT – Course materials

We've a wide range of course materials available to help with all aspects of internal assessment. You'll find these on the **Course Materials** section on your qualification specification page.

Detailed specifications – to help you fully understand the qualifications

Assignment Checking Service – to check you have everything covered

Ask the Expert – contact our team of subject specialists who can help with any questions you may have.

Sample marked learner work – so you have an example of the standard



© 123rf/Sej Borakovsky

Planning your delivery – GRADING

Grade calculations

Qualification

Certificate		Extended Certificate		Foundation Diploma		Diploma		Extended Diploma	
180 GLH		360 GLH		510 GLH		720 GLH		1080 GLH	
Grade	Points threshold	Grade	Points threshold	Grade	Points threshold	Grade	Points threshold	Grade	Points threshold
U	0	U	0	U	0	U	0	U	0
Pass	18	P	36	P	51	PP	72	PPP	108
						MP	88	MPP	124
Merit	26	M	52	M	73			MMP	140
						MM	104	MMM	156
						DM	124	DMM	176
Distinction	42	D	74	D	104			DDM	196
						DD	144	DDD	216
						D*D	162	D*DD	234
Distinction*	48	D*	90	D*	130			D*D*D	252
						D*D*	180	D*D*D*	270

External Units

	Unit size	
	60 GLH	90 GLH
U	0	0
Pass	6	9
Merit	10	15
Distinction	16	24


Internal Units

	Unit size	
	90 GLH	120 GLH
U	0	0
Near Pass	6	8
Pass	9	12
Merit	15	20
Distinction	24	32

BTEC Nationals in Travel and Tourism – NEXT STEPS

Published resources

We also have a range of published resources available to purchase including:



Student books

Book 1

Covers all mandatory and nine optional units,


Book 2

Covers eight optional units

Teaching packs

Provides you with complete planning support with schemes of work and lesson plans as well as a range of assignment activities to help you prepare your students for assessment and stretch candidates to achieve the best grade they can.

[>>> Find out more](#)



© 123rf/Seij Borakovskyy

BTEC Nationals in Travel and Tourism – NEXT STEPS

TRAINING EVENTS

In addition to course materials and support services, we also regularly run training events to help you successfully deliver your course.

Whether you're new to BTEC, need a refresher or want to know more about the BTEC Nationals RQF qualifications in particular, we've a range of events to help.

Visit our **training page** for the latest events and check back regularly as we are constantly updating our calendar of events.

> Find out more about training



BTEC Nationals in Travel and Tourism – NEXT STEPS

Getting in touch

If you need help or advice about delivering BTEC Nationals Travel and Tourism qualifications your Subject Advisor, Victoria Fowell will be happy to help.



Here's how:



UK: 0333 016 4060
Intl: + 44 (0)333 016 4060



[Contact us](#)



[Join our community](#)

[@pearson_travel](#)