
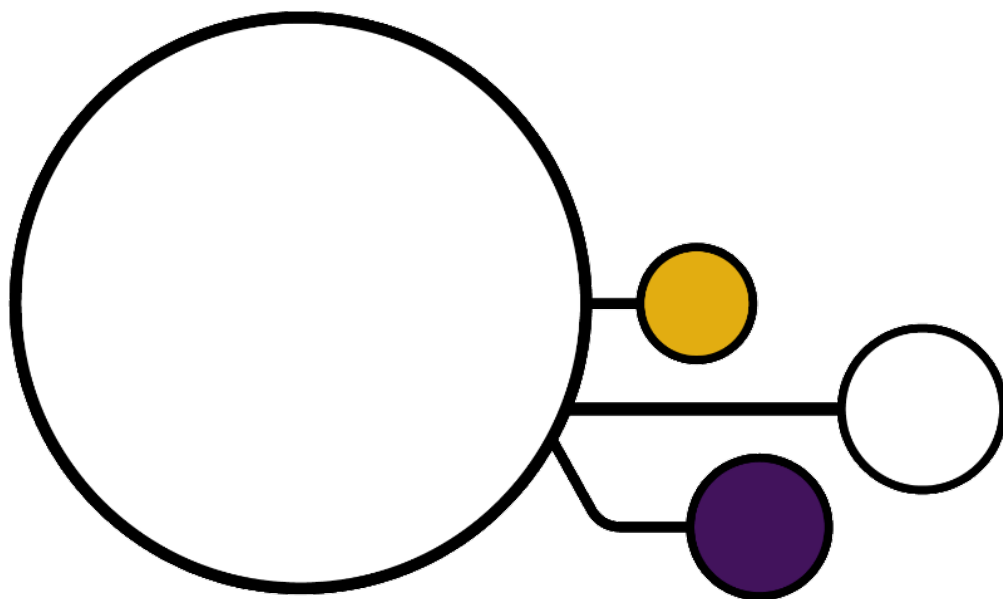


# BTEC Nationals in Music from 2016









What are your  
top 3 questions for  
us today?





-  Careers in Music – the future
-  Progression routes
-  Employers who support BTEC Nationals
-  BTEC Nationals students and higher education



How are your BTEC Nationals evolving?

- 1 Course content:** Flexible choice of course sizes.
- 2 Assessment:** Students apply learning through a range of practical assessments.
- 3 Your course toolkit:** Combining qualifications, resources and training to enable progression.



# **BTEC Nationals in Music**

**Flexible choice of  
course sizes**

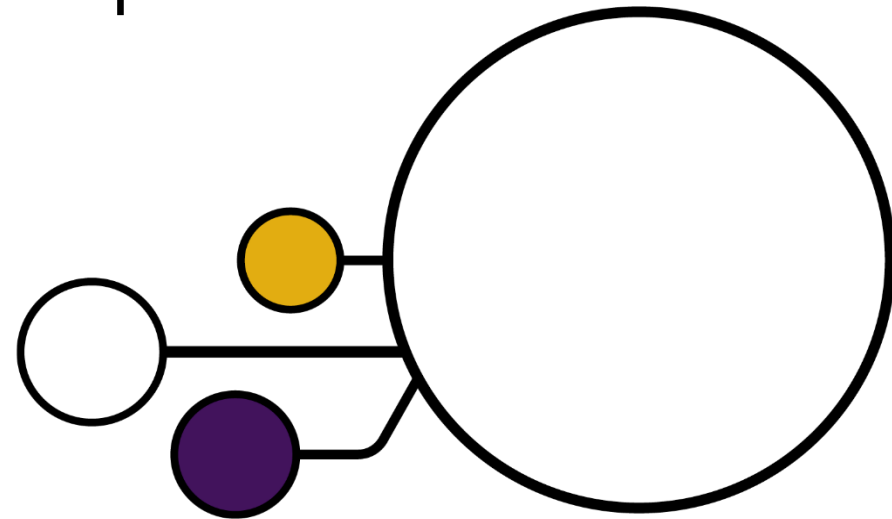


© 12.2014 Pearson Education Limited. All rights reserved.

# Flexible choice of course sizes

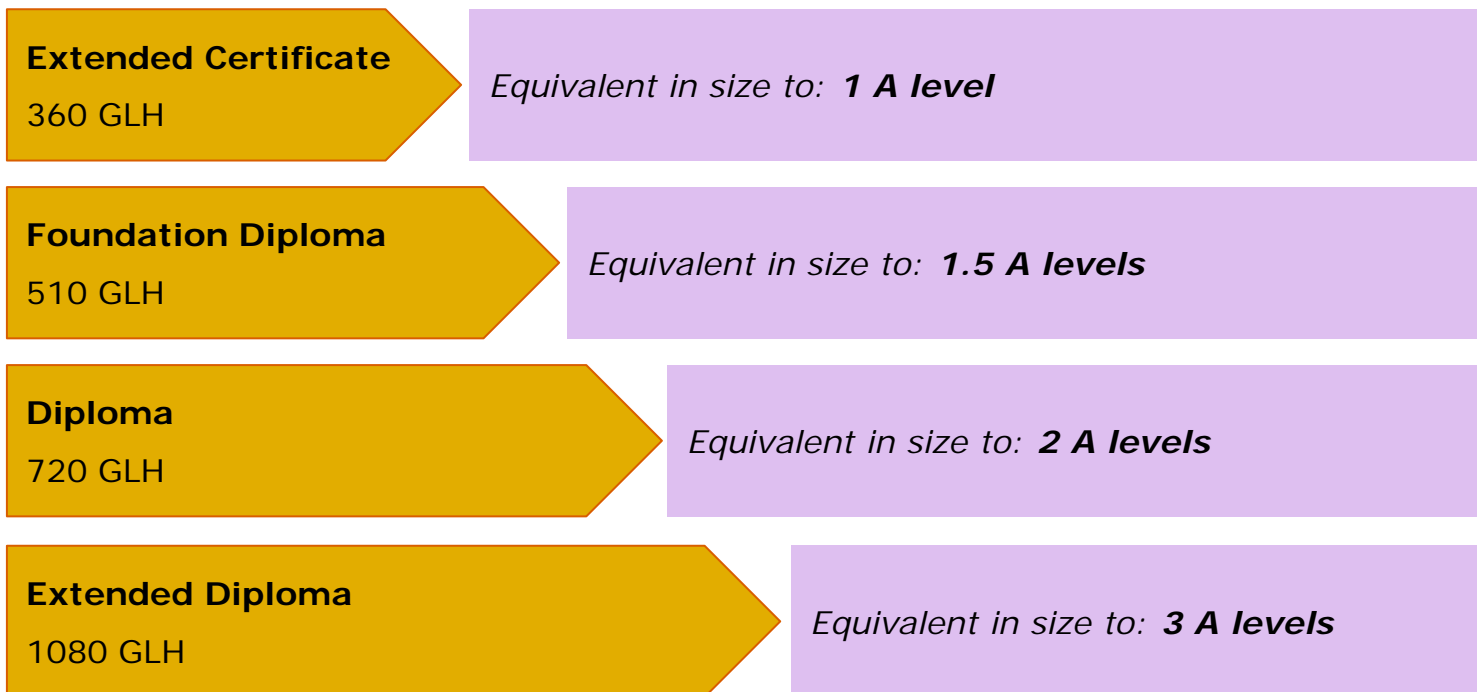


- Sizes
- Purpose and progression
- Your courses
- Your courses in depth





## Sizes - Music





## Purpose and progression



**Extended Certificate**  
360 GLH  
Same as 1 A level

Provides education through applied learning, and study a broad range of music and music skills

Higher education, when taken alongside other complimentary qualifications

**Foundation Diploma**  
510 GLH  
Same as 1.5 A levels

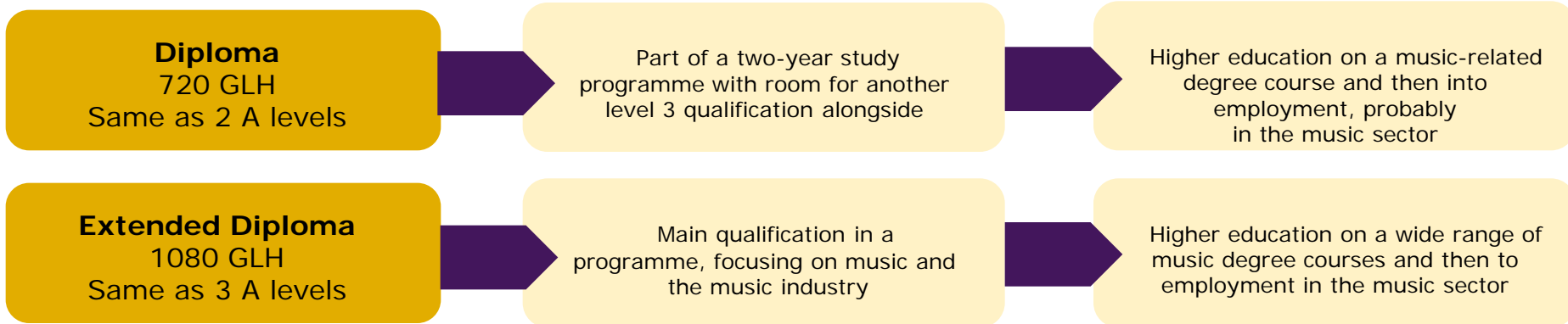
Can be delivered as a one- year, full-time course or a full two-year programme

Higher education and ultimately employment, probably in the music sector





## Purpose and progression



# Flexible choice of course sizes



- Increased mandatory content
- Knowledge into practice
- Employability skills throughout assessment criteria

## Structure key

**Assignment – set and marked internally**

**Task – set and marked by Pearson**

**Written exam – set and marked by Pearson**

# Flexible choice of course sizes



## Your Music courses at a glance

<b>Extended Certificate</b> 360 GLH
<b>TOTAL: 4 UNITS</b>
<b>3 MANDATORY UNITS</b>
1. Music Performance Brief (90 GLH)
4. Music Composition Brief (120 GLH)
5. Professional Practice in the Music Industry (90 GLH)
<b>1 OPTIONAL UNIT</b>
Optional Unit (60 GLH)

<b>Foundation Diploma</b> 510 GLH
<b>TOTAL: 6 UNITS</b>
<b>4 MANDATORY UNITS</b>
1. Music Performance Brief (90 GLH)
2. Music Skills Development (90 GLH)
4. Music Composition Brief (120 GLH)
5. Professional Practice in the Music Industry (90 GLH)
<b>2 OPTIONAL UNITS</b>
Optional Unit (60 GLH)
Optional Unit (60 GLH)

<b>Diploma</b> 720 GLH
<b>TOTAL: 8 UNITS</b>
<b>6 MANDATORY UNITS</b>
1. Music Performance Brief (90 GLH)
2. Music Skills Development (90 GLH)
3. Creating a Music Product (90 GLH)
4. Music Composition Brief (120 GLH)
5. Professional Practice in the Music Industry (90 GLH)
6. Music in Context (120 GLH)
<b>2 OPTIONAL UNITS</b>
Optional Unit (60 GLH)
Optional Unit (60 GLH)

<b>Extended Diploma</b> 1080 GLH
<b>TOTAL: 13 UNITS</b>
<b>7 MANDATORY UNITS</b>
1. Music Performance Brief (90 GLH)
2. Music Skills Development (90 GLH)
3. Creating a Music Product (90 GLH)
4. Music Composition Brief (120 GLH)
5. Professional Practice in the Music Industry (90 GLH)
6. Music in Context (120 GLH)
7. Critical Listening (120 GLH)
<b>6 OPTIONAL UNITS</b>
Optional Unit (60 GLH)
Optional Unit (60 GLH)
Optional Unit (60 GLH)
Optional Unit (60 GLH)
Optional Unit (60 GLH)
Optional Unit (60 GLH)

### Types of assessment

Assignment - Set and marked internally

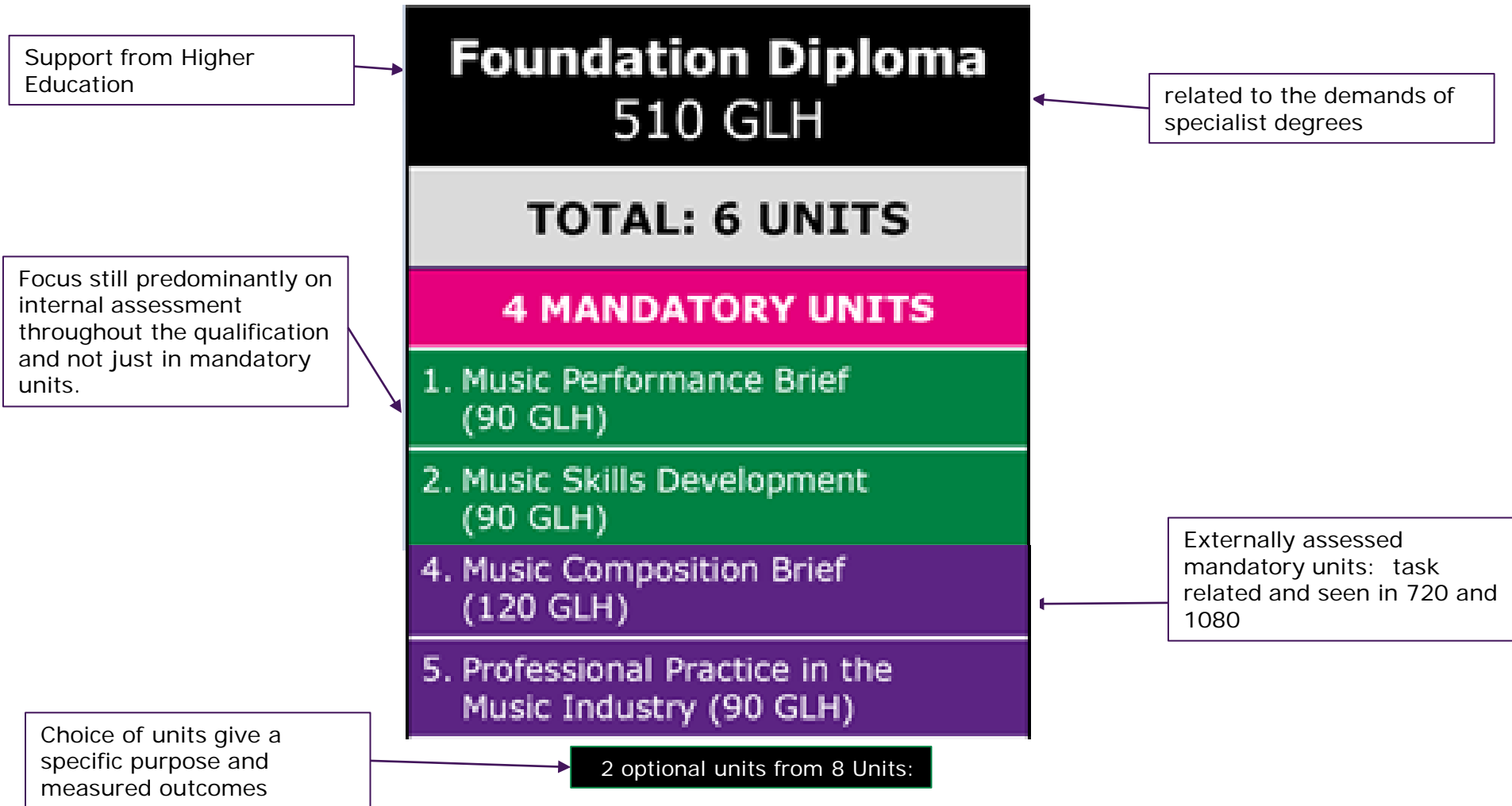
Task - Set and marked by Pearson

Written exam - Set and marked by Pearson

# Flexible choice of course sizes



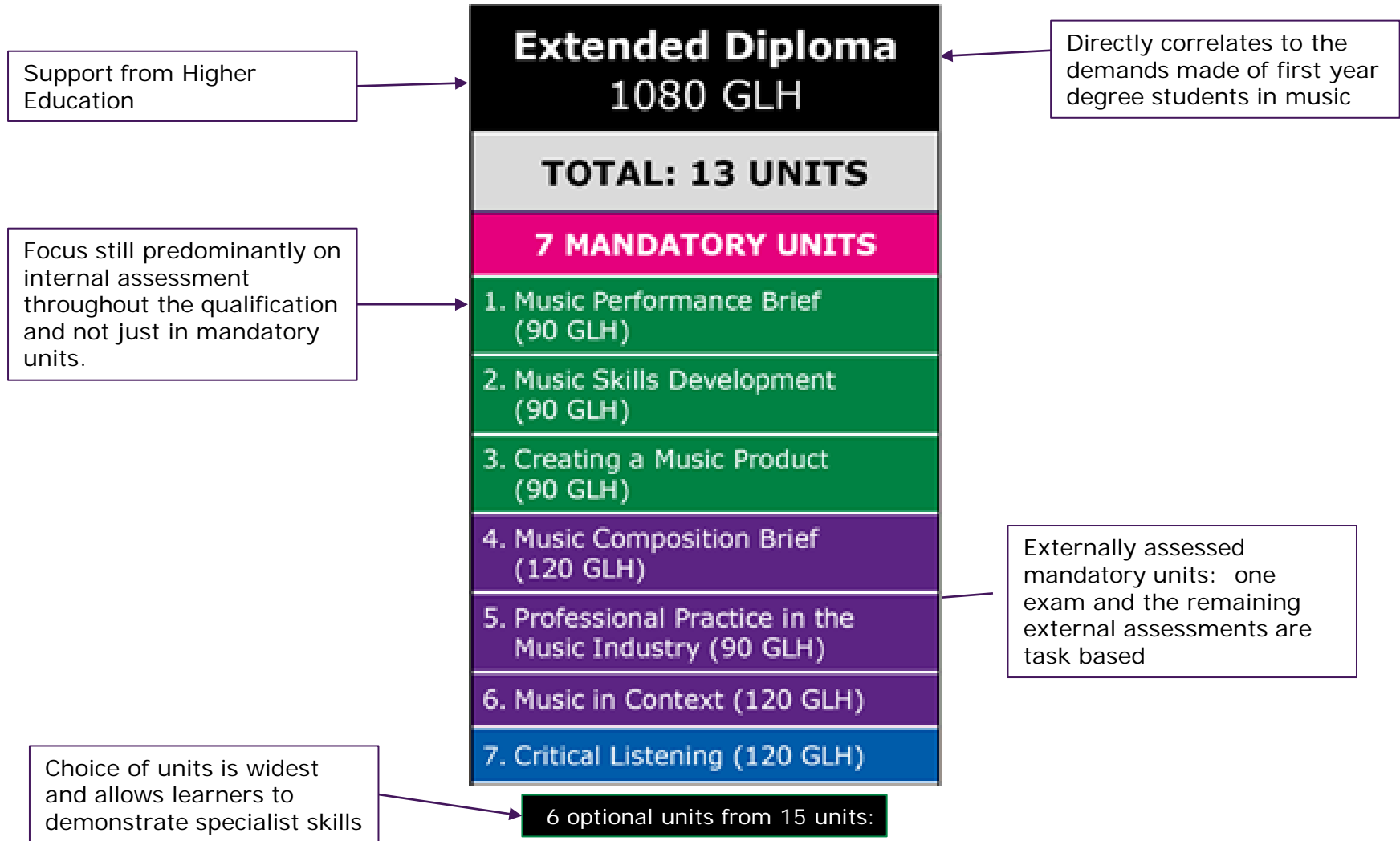
## Inside your Foundation Diploma in Music



# Flexible choice of course sizes



## Inside your Extended Diploma in Music



# Flexible choice of course sizes







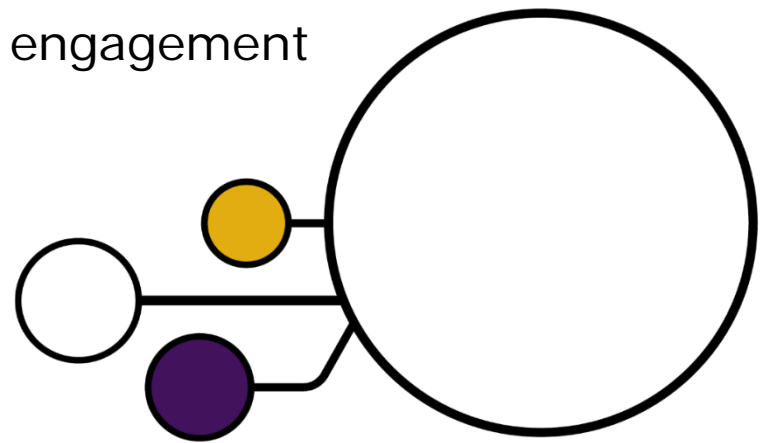
## Optional Units

8. Arranging Music	9. Composing Music	10. Exploring Theory and Harmony	11. Music and Sound for the Moving Image
12. Contemporary Song Writing Techniques	13. Music Promotion	14. Live Music Events	15. Music Investigation
16. Contemporary Art Music in Practice	17. Solo Performance	18. Music Ensembles	19. Session Styles
20. Vocal Development	21. Improvising Music	22. Music Software Skills	



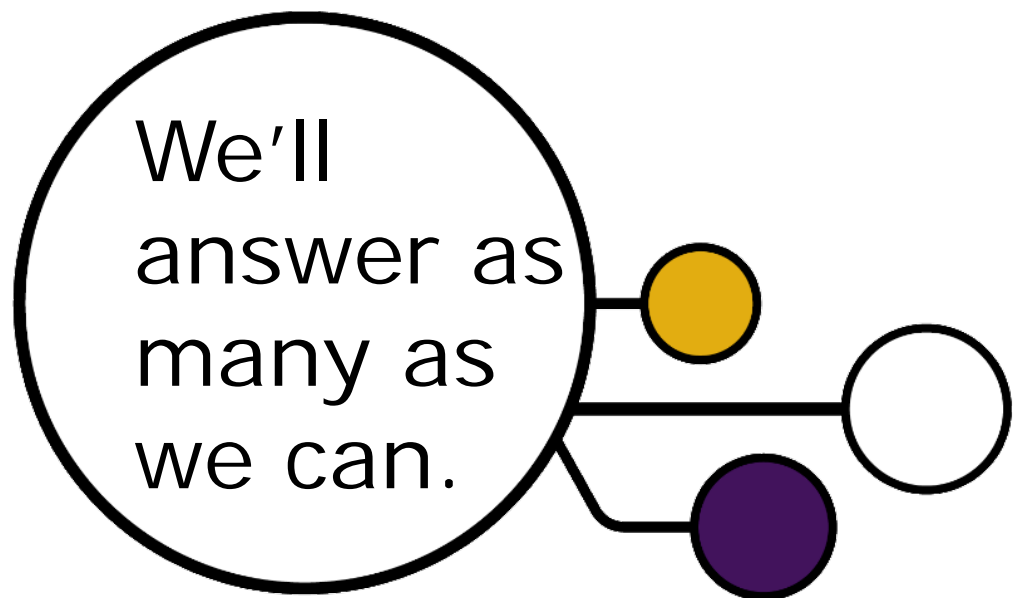
## In summary

-  Qualifications designed for progression to employment and HE
-  Recognised by industry
-  Appropriate assessment that is relevant to progression
-  Supporting meaningful employer engagement





Pause for  
thought ... any  
questions on  
what you've  
heard so far?







# BTEC Nationals in Music

Students apply  
learning through a  
range of practical  
assessments

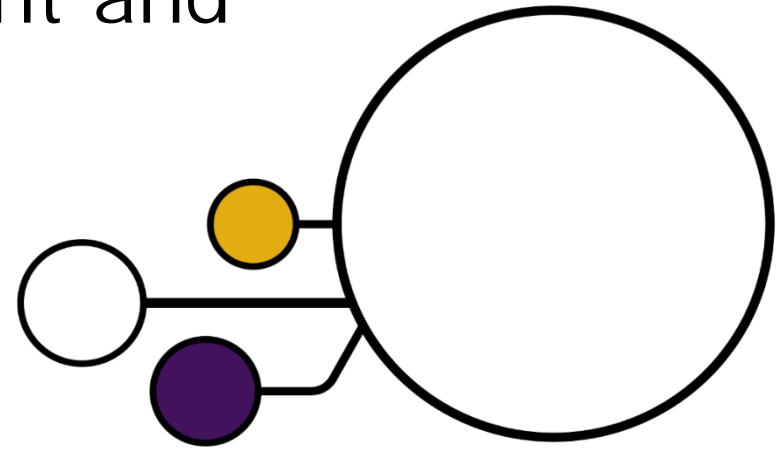


© 12.36 (Open Access) [Copyright] Pearson Education Ltd

# Students apply learning in practical assessments



- Types of assessment
- Internal assessment and quality assurance
- External assessment (tasks and exams)
- Synoptic assessment
- Grading and compensation



# Students apply learning in practical assessments



## Types of assessment

	Set and marked by	Format	Students demonstrate
Assignments	You. Verified by Pearson Resubmission time limit is now 15 working days (increased from 10 working days).	<ul style="list-style-type: none"> <li>• Practical tasks</li> <li>• Work-related scenarios</li> <li>• Tailored to local needs</li> </ul>	<p>Application of knowledge and skills</p> <p>Individually or in teams</p>
Tasks	Pearson	<ul style="list-style-type: none"> <li>• Practical tasks</li> <li>• Everyday scenarios</li> <li>• Controlled conditions</li> <li>• Some pre-released information</li> </ul>	<p>Application of learning to common workplace or HE scenarios</p>
Exams	Pearson	<ul style="list-style-type: none"> <li>• Practical questions</li> <li>• Written responses</li> <li>• Controlled conditions</li> </ul>	<p>Confidence with recalling and applying technical information and fundamental knowledge</p>

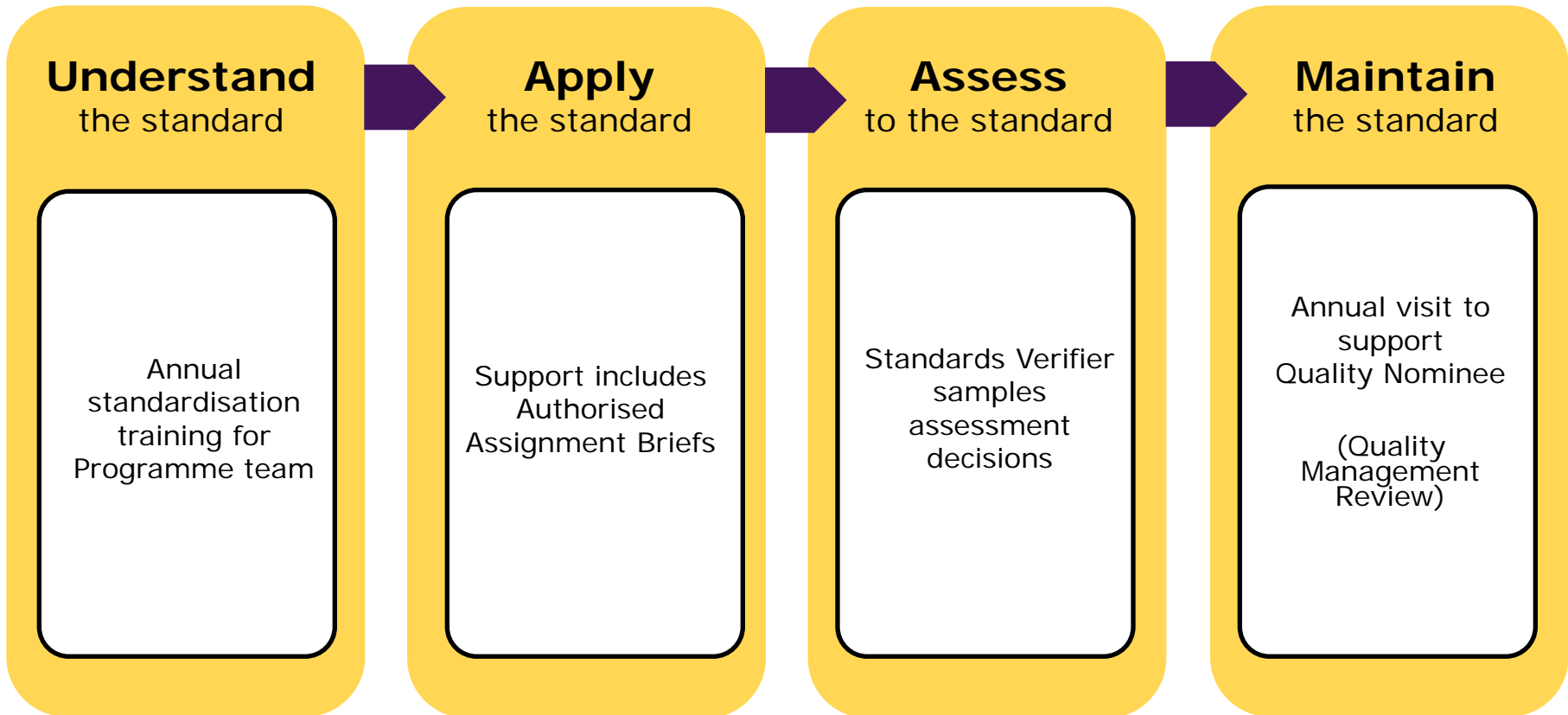
Range of assessment styles allows learners to showcase their skills and application of knowledge, so they can progress to higher education and/or employment.

# Students apply learning in practical assessments



## Quality Assurance - confidence in the standard

**PROPOSAL – in development for courses starting in September 2016**



# Students apply learning in practical assessments



## Tasks

### Unit 4: Music Composition Brief

12 hours to create and score a composition using technology accompanied by a written statement.

### Unit 5: Professional Practice in the Music Industry

4 hours research time.

3 hours to create a project plan with costings.

### Unit 6: Music in Context

6 hours research time.

3 hours to create an article.

- Students demonstrate confidence applying knowledge to everyday scenarios
- All tasks set and marked by Pearson
- Controlled conditions
- One re-take allowed.



## Exam

### Unit 7: Critical Listening

2 hour exam.

Listening to 2 tracks and answering questions.

Written or electronic submission of answer booklet.

- Students demonstrate confident application of technical, theoretical or fundamental knowledge.
- Controlled assessment conditions.
- All exams set and marked by Pearson.
- One re-take allowed



# Group activity looking at an assessment





## Synoptic assessment

Synoptic assessment allows students to show they can draw on skills and knowledge from right across the qualification's content and apply it to a specific scenario.

These units require learners to demonstrate a high level of musical literacy and theoretical knowledge.

This suite of qualifications focuses on the study of music with performance and composition at the heart of it

### For the Extended Certificate and the Foundation Diploma:

#### *Unit 1: Music Performance Brief*

This unit covers planning, preparing and delivering a musical performance, after which students will reflect upon the effectiveness of the performance in meeting the production plan.

This unit allows students to choose 2 specific roles performer/composer or arranger, and technician/organiser or administrator as well as working with others to set goals, research, plan and deliver an effective performance. It also allows students to respond to a specific brief and develop their reflective practice, both essential tools in music performance and in higher education.

M

120

### For the Diploma and Extended Diploma

#### *Unit 4: Music Composition Brief*

This unit focuses on developing the students' knowledge of music theory through the practical application of composition.

This unit requires students to create an original compositional work in an appropriate format that can be delivered to the audience (the final audio product), an essential skill in the music industry and to successfully move on to higher education programmes.

M

120





## Headlines

- **Compensation**

Students don't have to pass every unit to pass the course.

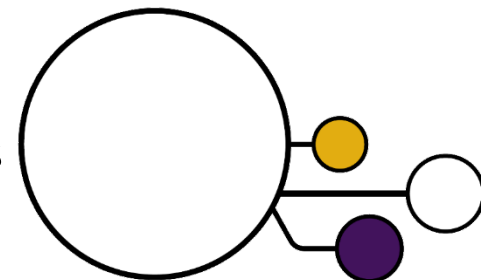
- **New "N" grade for externally assessed units**

New grade in between Pass and Unclassified ensures students narrowly missing a Pass still gain points towards the overall grade

- **Unlike BTEC Firsts, students don't have to pass "the Core"**

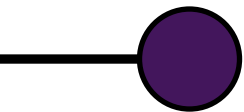
No "core" units – no requirement to pass all mandatory units.

**Learn more in our Get Ready to Teach events**





## In summary



Three types of **assessment**:

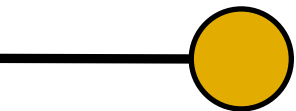
**Task** (*external*)

**Written exam** (*external*)

**Assignments** (*internal*)



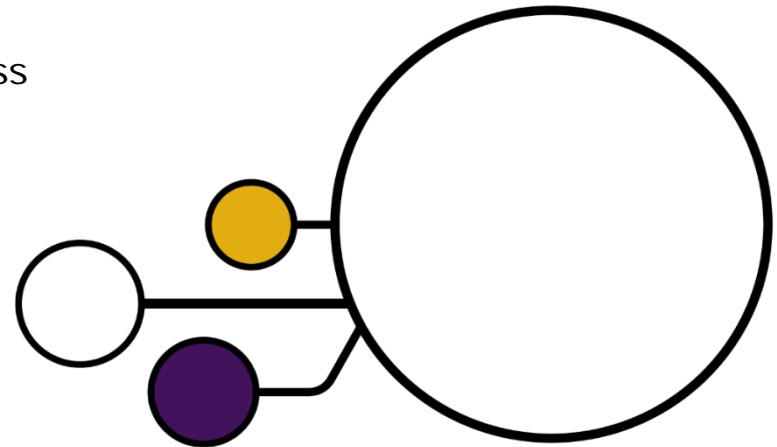
Internal re-submission time changed to 15 days



Compensation to reflect performance across whole course



Synoptic assessment for each size of qualification





© 17.20 Pearson Education Limited. All rights reserved.



# BTEC Nationals in Music

## Your course toolkit

# Combines qualifications, resources and training to enable progression



## Planning

### Plan

#### Get to know your course

FREE

- Specification
- Sample Assessment Materials
- Delivery Guide

#### Recruit and prepare Learners

FREE

- Learner profiles
- Study Skills Activities

### Teach

#### Expert help and support

FREE

- Subject Advisor

#### Course planning

FREE

- myBTEC
- Delivery Plan
- Curriculum Models
- Get Ready to Teach events

### Assess & Track

### Develop

#### Unit-by-unit planning

FREE

- Schemes of Work
- Mapping documents

**Combines qualifications, resources and training  
to enable progression**



Planning

**Plan**

Teach

Assess & Track

Develop

Let's look at some of  
those materials....

# Combines qualifications, resources and training to enable progression



## Teaching

Plan

Teach

Assess & Track

Develop

PAID

**SUPPORT FOR TEACHING AND LEARNING**

FREE

**Resources for teaching**  
• Delivery Guide

PAID

**Training**  
• Training courses

PAID

**Resources for learning and revision**  
• BTEC Revise

**Combines qualifications, resources and training  
to enable progression**



Teaching

Plan

Teach

Assess & Track

Develop

Let's look at some of  
those materials....

# Combines qualifications, resources and training to enable progression



## Assessment and tracking

Plan

Teach

Assess & Track

Develop

### Guidance

- Quality Assurance Guides including Handbook, Assessment and Assignment Writing
- Standards Verifier and Quality Review visit
- Standardisation training

FREE

### Examples of the Standard

- Authorised Assignment Briefs
- Past papers and mark schemes; specimen papers and tasks for practice
- Sample Marked Learner Work

FREE

### Templates and tools

- myBTEC: Progress tracking

### Reports and feedback

- Principal Standards Verifier reports (internally and externally assessed units)

FREE



**Combines qualifications, resources and training  
to enable progression**



Assessment and tracking

Plan

Teach

**Assess & Track**

Develop

Let's look at some of  
those materials.... – this  
will include video of  
myBTEC.

**Combines qualifications, resources and training to enable progression**



## Assessment and tracking

Plan

Teach

Assess & Track

Develop

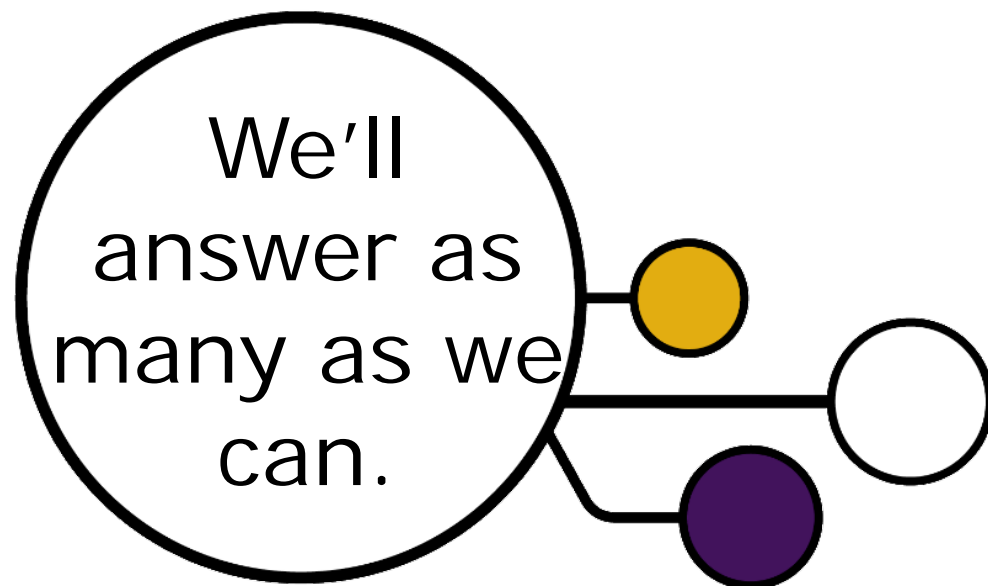
**PAID**

**Training**

- Training courses



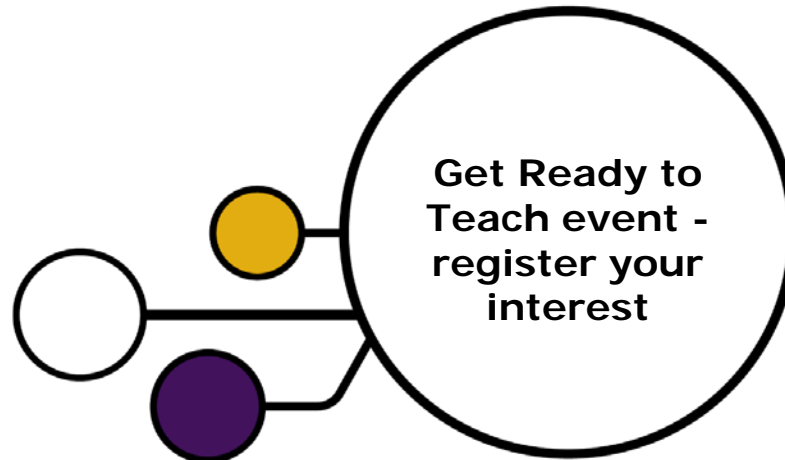
Pause for  
thought ... any  
questions on  
what you've  
heard so far?



## Next steps



Look out for Getting Ready to Teach Events in Spring 2016



# Your subject advisor



## Jeffery Hole- Music



**UK: 020 7010 2176**

**Intl: +44 (0)20 7010 2176**



**TeachingMusic@pearson.com**



**@PearsonMusic1**

