

Write your name here

Surname

Other names

**Pearson BTEC
Level 1/Level 2
First Certificate**

Centre Number

--	--	--	--	--	--	--

Learner Registration Number

--	--	--	--	--	--	--	--

Music

Unit 8: Music and Production Analysis

Friday 20 January 2017 – Morning

Time: 1 hour 30 minutes

Paper Reference

20375F

You must have:

Individual CD player, headphones and audio CD of recorded extracts

Total Marks

Instructions

- Use **black** ink or ball-point pen.
- **Fill in the boxes** at the top of this page with your name, centre number and learner registration number.
- Answer **all** questions.
- Answer the questions in the spaces provided
– *there may be more space than you need.*
- If you are using a computer to play the CD, access to sequencing software is NOT permitted.
- You must ensure that the left and right earpieces of your headphones are worn correctly.

Information

- The total mark for this paper is 50.
- The marks for **each** question are shown in brackets
– *use this as a guide as to how much time to spend on each question.*
- The CD is for examination use only and may not be used for any other purpose.

Advice

- Read each question carefully before you start to answer it.
- Try to answer every question.
- Check your answers if you have time at the end.

Turn over ►

P48283A

©2017 Pearson Education Ltd.

1/1/1/1/1/1



Pearson

SECTION A

Answer ALL questions.

Some questions must be answered with a cross in a box ☒. If you change your mind about an answer, put a line through the box ☒ and then mark your new answer with a cross ☒.

Questions 1 to 10 relate to track 1 on the CD: **Summer** by **Calvin Harris**.

1 (a) Which **one** of the following genres best fits this music? (1)

- A** Chillout
- B** Dance
- C** Indie
- D** Rock

(b) What is the tempo of this piece in BPM (beats per minute)? (1)

- A** 78
- B** 96
- C** 128
- D** 146

(Total for Question 1 = 2 marks)

2 In which decade was this song released?

.....

(Total for Question 2 = 1 mark)

3 Identify the tone of the lead singer's voice from 0:02 to 0:34.

.....

(Total for Question 3 = 1 mark)

DO NOT WRITE IN THIS AREA

DO NOT WRITE IN THIS AREA

DO NOT WRITE IN THIS AREA

DO NOT WRITE IN THIS AREA






DO NOT WRITE IN THIS AREA

DO NOT WRITE IN THIS AREA



4 (a) Identify **two** instrument **sounds** heard in this piece from 0:03 to 0:33 by putting a cross in the box underneath the correct instruments.

(2)

		
Violin	Harp	Clarinet
<input type="checkbox"/>	<input type="checkbox"/>	<input type="checkbox"/>
		
Piano	Trombone	
<input type="checkbox"/>	<input type="checkbox"/>	

(b) Identify the change in dynamics from 0:41 to 0:49.

(1)

(Total for Question 4 = 3 marks)



5 (a) Name **one** type of drum sound used from 0:47 to 1:03.

(1)

.....

(b) Identify **one** device which is heard in the synthesiser melody from 0:49 to 1:18?

(1)

.....

(Total for Question 5 = 2 marks)

6 Identify **three** ways instruments are used in the bridge section from 0:34 to 0:48 to lead into the chorus.

1

2

3

(Total for Question 6 = 3 marks)

7 There are three verses in this piece.

Verse 1 begins at 0:02 and ends at 0:34.

Verse 2 begins at 1:17 and ends at 1:49.

Explain **two** ways in which the musical features of verse 2 are different to verse 1.

1

.....

.....

.....

2

.....

.....

.....

(Total for Question 7 = 4 marks)

DO NOT WRITE IN THIS AREA

DO NOT WRITE IN THIS AREA

DO NOT WRITE IN THIS AREA

DO NOT WRITE IN THIS AREA

DO NOT WRITE IN THIS AREA

DO NOT WRITE IN THIS AREA



8 Identify the stereo placement of the hi-hat from 1:33 to 1:48.

.....

(Total for Question 8 = 1 mark)

9 The texture of some individual sounds has been thickened during the production process.

Identify **one** way this can be achieved.

.....

.....

(Total for Question 9 = 1 mark)

10 Explain how **two** production techniques are used to enhance the mood of the piece from 2:32 to 3:40.

1

.....

.....

.....

.....

2

.....

.....

.....

.....

(Total for Question 10 = 4 marks)

TOTAL FOR SECTION A = 22 MARKS

DO NOT WRITE IN THIS AREA

DO NOT WRITE IN THIS AREA

DO NOT WRITE IN THIS AREA

DO NOT WRITE IN THIS AREA

DO NOT WRITE IN THIS AREA

DO NOT WRITE IN THIS AREA



P 4 8 2 8 3 A 0 5 1 2

SECTION B

Answer ALL questions.

Some questions must be answered with a cross in a box ☒. If you change your mind about an answer, put a line through the box ☒ and then mark your new answer with a cross ☒.

Questions 11 to 19 relate to track 2 on the CD: **Paranoid** by **Black Sabbath**.

11 (a) Identify the vocal register of the male singer. (1)

- A Low range
- B Low to mid range
- C Mid to high range
- D High range

(b) Identify the time signature of the song. (1)

- A 3/2
- B 3/4
- C 4/4
- D 6/8

(Total for Question 11 = 2 marks)

12 Identify the stereo placement of the guitar from 0:00 to 0:05.

(Total for Question 12 = 1 mark)

13 (a) Name the musical device used by the guitar from 0:47 to 0:58. (1)

(b) Name **one** idiomatic playing technique used by the guitar from 0:59 to 1:04. (1)

(Total for Question 13 = 2 marks)

DO NOT WRITE IN THIS AREA

DO NOT WRITE IN THIS AREA

DO NOT WRITE IN THIS AREA

DO NOT WRITE IN THIS AREA

DO NOT WRITE IN THIS AREA

DO NOT WRITE IN THIS AREA



14 Name **one** effect used on the guitar throughout this song.

.....

(Total for Question 14 = 1 mark)

15 Explain **two** ways in which the section from 1:23 to 1:45 has a different mood to the rest of the piece.

1

.....

.....

2

.....

.....

.....

(Total for Question 15 = 4 marks)

16 The genre of this song is Heavy Metal and is influenced by other styles of music.

Explain how **two** styles of music have influenced key musical features of this song.

Style 1:

.....

.....

.....

Style 2:

.....

.....

.....

.....

(Total for Question 16 = 4 marks)

DO NOT WRITE IN THIS AREA

DO NOT WRITE IN THIS AREA

DO NOT WRITE IN THIS AREA

DO NOT WRITE IN THIS AREA

DO NOT WRITE IN THIS AREA

DO NOT WRITE IN THIS AREA



17 (a) Identify the environment in which this song was recorded. (1)

.....

(b) Name the rhythmic device used by the vocalist from 1:57 to 2:02. (1)

.....

(Total for Question 17 = 2 marks)

18 Identify the percussion instrument heard at the end of every four bar section, an example of which is from 2:22 to 2:44.

.....

(Total for Question 18 = 1 mark)

19 **Black Sabbath** first recorded this track in 1970 with limited use of studio recording effects.

(a) Identify **one** type of **dynamic processor**. (1)

.....

(b) Explain how **one** type of dynamic processor can improve the quality of recording. (2)

.....

.....

.....

.....

.....

(Total for Question 19 = 3 marks)

TOTAL FOR SECTION B = 20 MARKS

DO NOT WRITE IN THIS AREA

DO NOT WRITE IN THIS AREA

DO NOT WRITE IN THIS AREA

DO NOT WRITE IN THIS AREA

DO NOT WRITE IN THIS AREA

DO NOT WRITE IN THIS AREA



DO NOT WRITE IN THIS AREA

DO NOT WRITE IN THIS AREA

DO NOT WRITE IN THIS AREA

DO NOT WRITE IN THIS AREA

DO NOT WRITE IN THIS AREA

DO NOT WRITE IN THIS AREA

BLANK PAGE
SECTION C BEGINS ON THE NEXT PAGE.



You may use this page if additional space is required to answer question 20.

DO NOT WRITE IN THIS AREA

DO NOT WRITE IN THIS AREA

DO NOT WRITE IN THIS AREA

DO NOT WRITE IN THIS AREA

DO NOT WRITE IN THIS AREA

DO NOT WRITE IN THIS AREA

Area with horizontal dotted lines for writing.

(Total for Question 20 = 8 marks)

TOTAL FOR SECTION C = 8 MARKS
TOTAL FOR PAPER = 50 MARKS



P 4 8 2 8 3 A 0 1 1 1 2

DO NOT WRITE IN THIS AREA

DO NOT WRITE IN THIS AREA

DO NOT WRITE IN THIS AREA

BLANK PAGE

