

Designed for the DfE's Technical
Certificate performance measure*



**BTEC Level 2
Technicals for**

Land-based Studies

Aspire. Do. Achieve. Succeed.

* The DfE will confirm courses that meet the Technical Certificate performance measures for 2019 results in England.

Designed for the DfE's Technical Certificate performance measure*

Take a first look...

What you need to know about BTEC Level 2 Technicals **3**

Explore the courses **6**

Assessment **10**

Support **12**


* The DfE will confirm courses that meet the Technical Certificate performance measures for 2019 results in England.

© Jozef Polc

Introducing your BTEC Level 2 Technicals

Built on **BTEC's tried-and-trusted 'learn-by-doing' approach**, the new courses help post-16 learners stand out from the crowd with the skills they need to start and succeed in their careers.

Employers and industry bodies have helped us design your BTEC Level 2 Technicals, so you have the **content and approach** to prepare learners for wherever their next steps may lead.



© Mark Winfrey

3

Why employers back BTEC Level 2 Technicals

Employers and professional bodies back the new courses because learners...



Build knowledge

- ✓ Cover **vital industry knowledge** employers say learners need within mandatory units.
- ✓ Specialise with optional units (where applicable).
- ✓ Draw on and apply all their learning to a real-life situation in the synoptic final unit.



Master skills

- ✓ Focus on developing competency in **key sector skills**.
- ✓ Must achieve at least a Pass in every unit so they're confident they've mastered the basics they need to succeed.



Learn from professionals

- ✓ Explore **essential professional behaviours** for the workplace.
- ✓ Have plenty of opportunities to engage with local employers, workplace-based activities, guest lectures and have practitioners setting and marking assignments.



Apply in practice

- ✓ **Showcase what they know and can do** in different types of assessments based on real-life scenarios.
- ✓ Have evidence of applying what they know to tasks they'll tackle every day in their chosen career.

Your BTEC Level 2 Technicals at a glance

from September 2017

What are they?



Level 2 courses in various sectors

16+

For post-16 learners



Designed with input from **tutors, employers and professional bodies**



Developed to meet **performance measures** in England

How do they work?

BTEC's tried-and-trusted 'learn-by-doing approach' means your learners



Build knowledge



Master skills



Learn from professionals



Apply in practice

Where can they lead?



Employment



Apprenticeship



Further technical study at level 3

Your new BTEC Level 2 Technicals for Land-based Studies

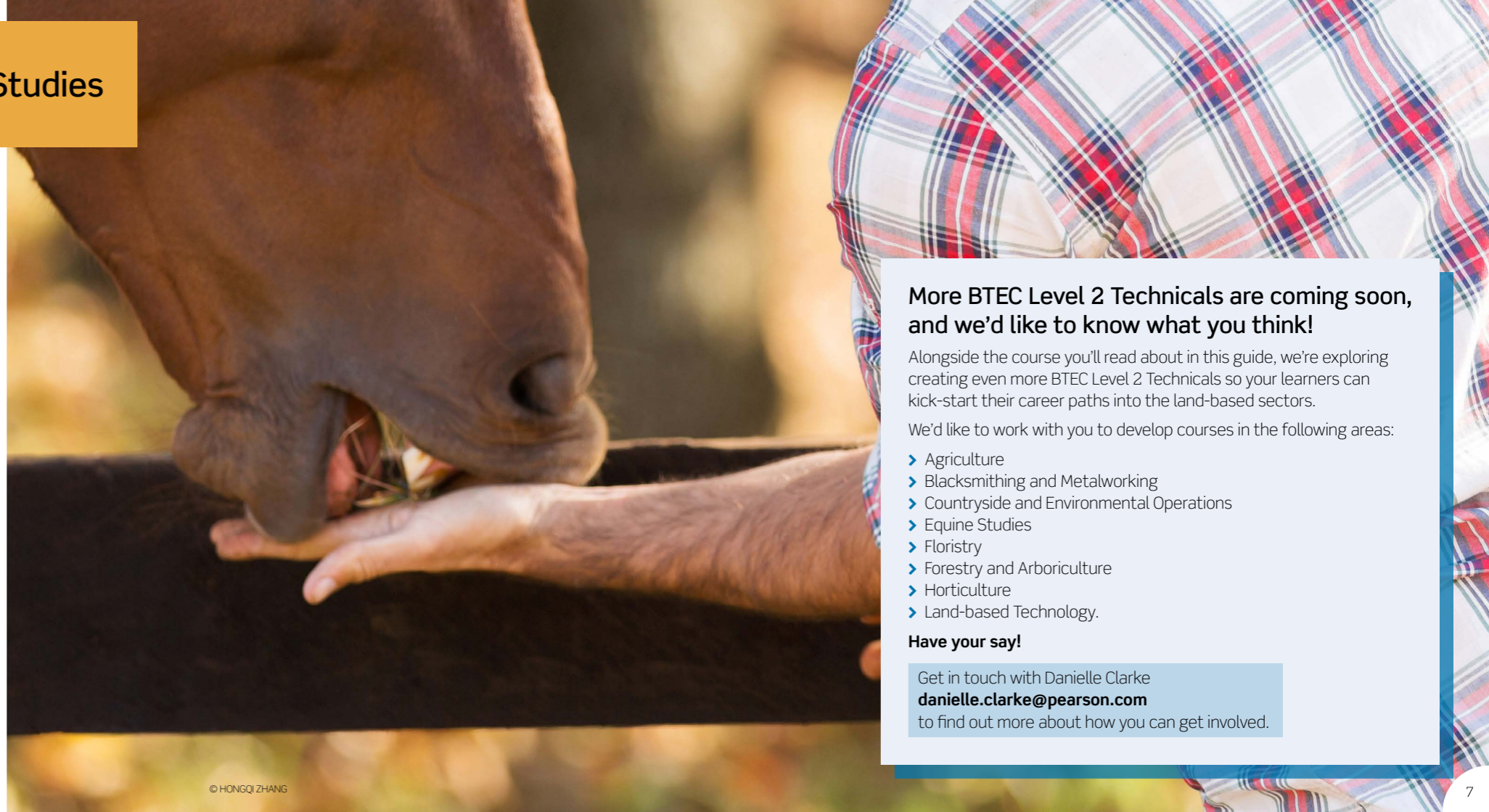
From animal care to horticulture and land-based technology, the land-based sector opens up a world of opportunities for your learners.

We've designed **BTEC Level 2 Technicals for Land-based Studies** so your learners can get set for success in their chosen field.

Explore the course...

BTEC Level 2 Technical
Diploma in Animal Care
360 GLH

page 8



More BTEC Level 2 Technicals are coming soon, and we'd like to know what you think!

Alongside the course you'll read about in this guide, we're exploring creating even more BTEC Level 2 Technicals so your learners can kick-start their career paths into the land-based sectors.

We'd like to work with you to develop courses in the following areas:

- › Agriculture
- › Blacksmithing and Metalworking
- › Countryside and Environmental Operations
- › Equine Studies
- › Floristry
- › Forestry and Arboriculture
- › Horticulture
- › Land-based Technology.

Have your say!

Get in touch with Danielle Clarke
danielle.clarke@pearson.com
to find out more about how you can get involved.

BTEC Level 2 Technical Diploma in Animal Care

Learners will need to complete and achieve all units.

Unit 1:
Practical Animal Health



60 GLH



Practical assignment
(Internal - set and marked by your centre)

Mandatory

Unit 2:
Introduction to Animal Biology and Health



60 GLH



On-screen test
(external - set and marked by Pearson)

Mandatory

Unit 3:
Animal Care Work Placement



60 GLH



Practical task
(external - set and marked by Pearson)

Mandatory

Unit 4:
Animal Welfare



60 GLH



Practical task
(external - set and marked by Pearson)

Mandatory

Unit 5:
Animal Behaviour Assessment and Safe Handling



60 GLH



Practical assignment
(internal - set and marked by your centre)

Mandatory

Unit 6:
Feeding, Accommodating and Moving Animals



60 GLH



Synoptic practical assignment
(internal - set and marked by your centre)

Mandatory

Next steps for your learners...

Equipped with the skills, knowledge and experience to succeed in the land-based sector, BTEC-qualified candidates can choose where they go next.



Apprenticeship

Apprenticeship in animal welfare.



Employment

- Animal Care Worker
- Animal Care Assistant
- Kennel Worker
- Cattery Worker



Level 3 study

Pearson BTEC Level 3 National Diploma in Animal Management

Like what you see?

There's more to explore...

Specification

quals.pearson.com/BTECL2TechnicalsAnimalGuide

More courses

quals.pearson.com/BTECL2TechnicalsGuide

Assessment

See page 10

Support

See page 12

How assessment works

The combination of assessment types for BTEC Level 2 Technicals means your learners can draw on and apply all their knowledge and skills to realistic time-based tasks they'll also encounter in the workplace.

Assignments

Set and marked by you
(internal assessment)

- The well-known BTEC assessment style.
- Resubmission of evidence (to improve grade) may be allowed within 15 days of learners receiving their original grade.
- If a submission or resubmission is not passed, one retake of a new assignment capped at Pass level may be allowed.

Task

Set and marked by Pearson
(external assessment)

- Completed in controlled conditions.
- Available four times a year from January 2018.
- One resit is allowed.

On-screen test

Set and marked by Pearson
(external assessment)

- A range of question types (including multiple-choice and short-answer questions) taken in controlled conditions. Available on demand from January 2018.
- One resit is allowed.

Note: Assessments will vary for each course. See your specifications for more assessment details.

How grading works

A learner's final grade reflects their achievements across all units in their BTEC Level 2 Technical course.

- Every unit is individually graded as Pass, Merit or Distinction and this grade is then converted to a point score.
- The total points scored across all units make up the final qualification grade.
- To achieve an overall qualification grade, learners must gain at least a Pass grade in all units. This means that tutors and employers can be confident that learners have understood and mastered the key technical and transferable skills, and industry knowledge to progress with their next steps.

Example of qualification grade calculation for BTEC Level 2 Technicals

Diploma	
Grade	Points threshold
PP	96
MP	112
MM	128
DM	152
DD	176


Calculation of qualification grade table

Unit	GLH	Type	Grade	Points
1	60	External	Merit	24
2	60	External	Merit	24
3	60	Internal	Distinction	32
4	60	Internal	Distinction	32
5	60	Internal	Distinction	32
6	60	Internal	Distinction	32
	360		DD	176

Example

The learner has sufficient points for a DD grade.

Grade calculation valuations will vary for each course. See your specifications for more details.



Support and Resources


To help you and your learners every step of the way, we're developing the course materials you need and more of what you've told us you value most.

Whether you're an experienced BTEC tutor or are new to the suite, there'll soon be free content to help you plan, teach and prepare for assessment, as well as training events to get you set for the new courses.

Your Subject Advisors, are here to answer your queries about the new courses:

✉ TeachingLandBasedStudies@pearson.com

☎ 020 7010 2173



Support and resources

We're developing free support for the BTEC Level 2 Technicals for land-based studies to help you and your learners make the most of the new courses.

Plan

Get to know your courses

- › Specification
- › Sample Assessment Materials
- › Introductory Guides

Teach

Support for teaching and learning

- › Scheme of Learning
- › Delivery Plans

Assess and Track

Progress monitoring and preparation for assessments

Guidance

- › Quality Assurance Handbook
- › Standardisation Training
- › Standards Verifier Visit
- › Quality Review Visit

Examples of the Standard

- › Authorised Assignment Briefs
- › Sample Marked Learner Work

Templates and Tools

- › myBTEC: Assignments Wizard
- › myBTEC: Progress Tracking

Develop

Training to help you make the most of your courses

Reports and Feedback

- › Lead Examiner Reports (externally assessed units)

Training Events

- › Getting Ready to Teach events

quals.pearson.com/BTECL2TechnicalGuide

Next steps ...



Next steps

Like what you see?

- Explore the specifications and sample assessment materials

[quals.pearson.com/
BTECL2TechnicalAnimalGuide](https://quals.pearson.com/BTECL2TechnicalAnimalGuide)

Be the first to know the latest news!

✉ Sign up for email updates at:
[quals.pearson.com/
BTECL2TechnicalUpdateGuide](https://quals.pearson.com/BTECL2TechnicalUpdateGuide)

🐦 Follow us
[@teachBTEC](https://twitter.com/teachBTEC)

Ask away...

If you've got any questions about the new courses, your Subject Advisor is here to help:

✉ [TeachingLandBasedStudies
@pearson.com](mailto:TeachingLandBasedStudies@pearson.com)

☎ 020 7010 2173

quals.pearson.com/BTECL2TechnicalGuide

