

Please check the examination details below before entering your candidate information

Candidate surname

Other names

Centre Number

Learner Registration Number

--	--	--	--	--	--	--

--	--	--	--	--	--	--	--

Pearson BTEC Level 2 Technical Diploma

Time 2 hours 30 minutes

Paper
reference

21177K

Animal Care

UNIT 4: Animal Welfare Set Task

You do not need any other materials.

Total Marks

Instructions

- Use **black** ink or ball-point pen.
- **Fill in the boxes** at the top of this page with your name, centre number and learner registration number.
- Answer **all** activities.
- Answer the activities in the spaces provided – *there may be more space than you need.*
- This booklet contains material for the completion of the set task under supervised conditions.
- This booklet is specific to each timetabled period and this material must be issued only to learners who have been entered to take the task in the specified series/timetabled period.
- This booklet should be kept securely until the start of the 2.5-hour supervised assessment. This set task must be undertaken during the 2-day period timetabled by Pearson.

Information

- The total mark for this paper is 50.
- The marks for **each** activities are shown in brackets – *use this as a guide as to how much time to spend on each activity.*

Advice

- Read each activities carefully before you start to answer it.
- Try to answer every activity.
- Check your answers if you have time at the end.

Turn over ►

P67717RA

©2022 Pearson Education Ltd.

1/1/1/1/1/1/1/1



Pearson

Instructions to Teachers/Tutors and/or Invigilators

The set task **must** be carried out under supervised conditions. The set task can be in more than one supervised session, however it must be completed within the two-day window once commenced.

Learners must complete the set task using this task and answer booklet.

The set task is a formal external assessment and must be conducted with reference to the instructions in this booklet and the Instructions for Conducting External Assessments (ICEA) document, to ensure that the supervised period is conducted correctly and that learners have the opportunity to carry out the required activities independently. For further details please see the Pearson website.

Teachers/tutors and/or invigilators are responsible for maintaining security and for reporting issues to Pearson. In particular:

- only permitted materials for the set task can be brought into the supervised environment
- during any permitted break and at the end of the session, materials must be kept securely and no items removed from the supervised environment.

After the session the teacher/tutor and/or invigilator will confirm that all work was completed independently as part of the authentication submitted to Pearson.

Outcomes for submission

This task and answer booklet should be submitted to Pearson.

Each learner must complete an authentication sheet.

DO NOT WRITE IN THIS AREA

DO NOT WRITE IN THIS AREA

DO NOT WRITE IN THIS AREA

DO NOT WRITE IN THIS AREA

DO NOT WRITE IN THIS AREA

DO NOT WRITE IN THIS AREA



Instructions for Learners

Read the set task information carefully.

You must plan your time and submit all the required evidence at the end of the supervised period. Your centre will advise you of the timing for the supervised period.

You have a total of two and a half hours in this session to complete the task.

You will complete this set task under supervision and your work will be kept securely during any breaks taken.

You must work independently throughout the supervised assessment period and must not share your work with other learners.

Outcomes for submission

You should complete the task in this answer book.

You must complete an authentication sheet.

DO NOT WRITE IN THIS AREA

DO NOT WRITE IN THIS AREA

DO NOT WRITE IN THIS AREA

DO NOT WRITE IN THIS AREA

DO NOT WRITE IN THIS AREA

DO NOT WRITE IN THIS AREA



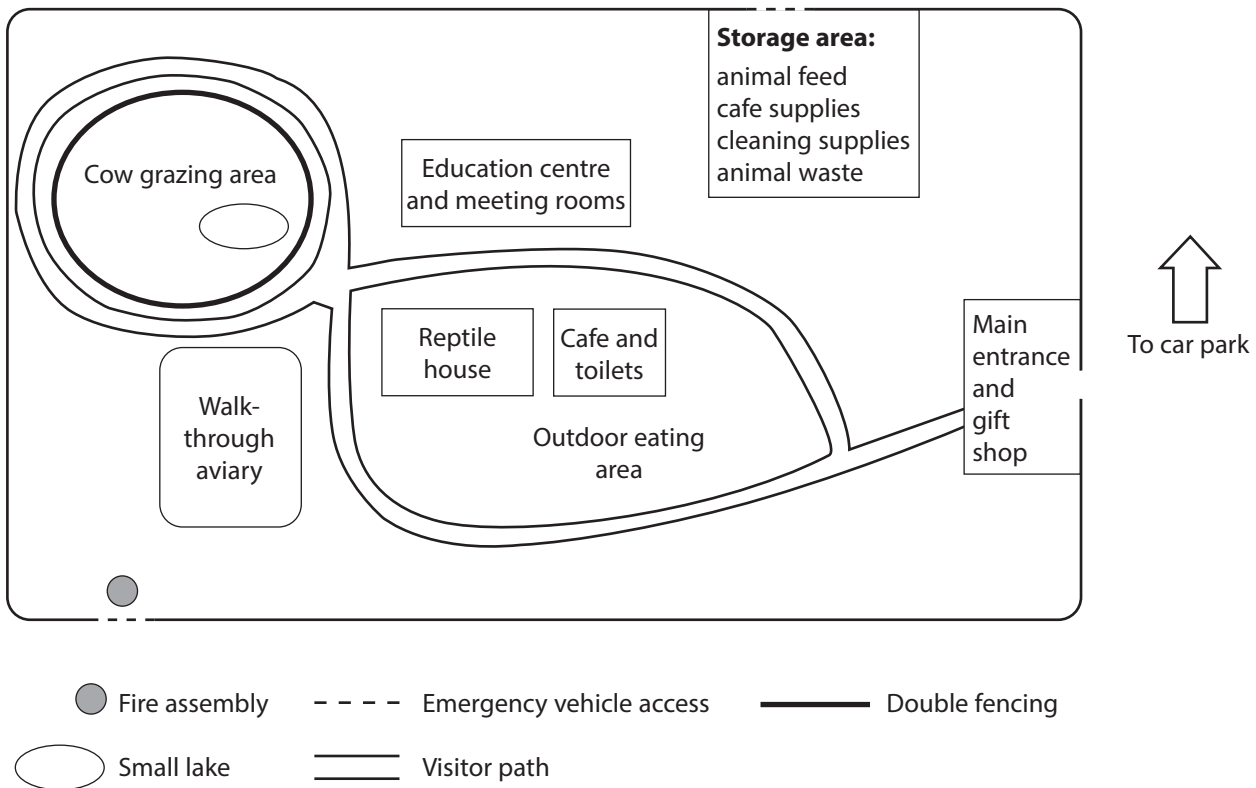
Set Task Information

You are working at Rosecross Zoo Farm. The zoo farm is preparing for an inspection.

You have been asked by your supervisor to produce a review of the zoo farm's routines, tasks and procedures. These will be discussed at a morning meeting in preparation for the inspection.

In your review, you must focus on routines, tasks and procedures, safe working practices and legal responsibilities.

Layout of Rosecross Zoo Farm



This diagram is not to scale

DO NOT WRITE IN THIS AREA

DO NOT WRITE IN THIS AREA

DO NOT WRITE IN THIS AREA

DO NOT WRITE IN THIS AREA

DO NOT WRITE IN THIS AREA

DO NOT WRITE IN THIS AREA



Information about Rosecross Zoo Farm

A total of 35 volunteers run the zoo farm along with 4 permanent staff.

A walk-through aviary with trees, plants and a net top houses exotic birds.

The reptile house has a number of glass-fronted vivaria with solid wooden floors.

Some of the animals have been rescued.

The zoo farm organises school visits that include a talk from one of the animal section leaders. It also runs 'Keeper for a Day' experiences where children and adults can help to care for the animals.

DO NOT WRITE IN THIS AREA

DO NOT WRITE IN THIS AREA

DO NOT WRITE IN THIS AREA






DO NOT WRITE IN THIS AREA

DO NOT WRITE IN THIS AREA

DO NOT WRITE IN THIS AREA



Some of the animals at Rosecross Zoo Farm

Species information			Diet	Notes
Species	Photograph	Total number		
Bearded dragon		7	Live insects Fruit Vegetables	These lizards need their UV light and humidity levels to be just right Ages: 3 – 9 years
Leopard gecko		8	Live insects	Active at dawn and dusk Ages: 2 – 15 years
African grey parrot		6	Specialist pellets Vegetables Fruit	These birds are becoming endangered
Banteng		20	Grass Hay	A species of wild cow
Syrian hamster		4	Seeds/grains Nuts Insects Vegetables Fruit	In the wild, these make their burrows over 2 m below ground

(Source: All images © Pearson Asset Library)

DO NOT WRITE IN THIS AREA

DO NOT WRITE IN THIS AREA

DO NOT WRITE IN THIS AREA

DO NOT WRITE IN THIS AREA

DO NOT WRITE IN THIS AREA

DO NOT WRITE IN THIS AREA



Cleaning information at Rosecross Zoo Farm

Equipment needed:

- Detergent
- Bleach
- Measuring jugs
- Cloths and mop
- Spray bottles
- Bucket
- Steam cleaner.

PPE needed:

- Shoe covers
- Dust masks
- Gloves.



P 6 7 7 1 7 R A 0 7 2 4

Staff notice board at Rosecross Zoo Farm

Manager and Fire Marshal: Riva

Assistant Manager and organiser for volunteers: Maggie

Reptile section leader: Tomaz

Bird section leader: Vee

	Riva	Maggie	Tomaz	Vee
Monday	✓		✓	
Tuesday	✓	✓	✓	✓
Wednesday	✓	✓	✓	✓
Thursday	✓		✓	✓
Friday	✓		✓	✓
Saturday		✓		✓
Sunday		✓		

Notes this week:

Please update cage record cards for new bearded dragons arriving on Friday.

Activities this week:

Monday	<ul style="list-style-type: none">• Primary school
Thursday	<ul style="list-style-type: none">• Sixth form• Staff run-through of evacuation plan
Friday	<ul style="list-style-type: none">• Primary school• Keeper for a day – reptiles and birds

DO NOT WRITE IN THIS AREA

DO NOT WRITE IN THIS AREA

DO NOT WRITE IN THIS AREA

DO NOT WRITE IN THIS AREA

DO NOT WRITE IN THIS AREA

DO NOT WRITE IN THIS AREA



Routines at Rosecross Zoo Farm

Daily		Weekly		Monthly
Time	Task	Day	Task	Task
0800	Prepare feed for day. Hay, vegetable and fruit feeds Check and refill water	Monday	Replace and clean all water and feed bowls	Weigh reptiles
0930	Morning meeting for staff and volunteers	Tuesday	Feed snakes	Vet visit
1000	Open main entrance to public	Wednesday	Check all enclosures are secure	Mow and strim grass
1030	Remove any live insects from enclosures Check water bowls	Thursday	Update all paperwork	
1430	Health checks			
1530	Insect and pellet feeds			
1600	Poo picking grazing area			
1730	Check all enclosures are secure and visitors have left			

Any repairs needed must be reported to the Manager straight away.



DO NOT WRITE IN THIS AREA

DO NOT WRITE IN THIS AREA

DO NOT WRITE IN THIS AREA

DO NOT WRITE IN THIS AREA

DO NOT WRITE IN THIS AREA

DO NOT WRITE IN THIS AREA

Checklist of requirements for Rosecross Zoo Farm

1. All water and feed containers to be replaced and sterilised daily.
2. All animals must have a suitable diet.
3. All enclosures must be secure to prevent escape of animals.
4. Endangered animals must have the correct paperwork.
5. Zoo licence must be displayed clearly at the entrance.
6. Accurate records must be kept, showing:
 - a. total number of animals
 - b. animal health
 - c. numbers and causes of deaths
 - d. escapes
 - e. arrivals.
7. Species conservation information must be clearly stated on enclosures.
8. Daily health checks must be carried out on all animals.
9. Evacuation planning for animals must be up-to-date and practised regularly.
10. Visitors must not bring dogs (except assistance dogs).

DO NOT WRITE IN THIS AREA

DO NOT WRITE IN THIS AREA

DO NOT WRITE IN THIS AREA

DO NOT WRITE IN THIS AREA

DO NOT WRITE IN THIS AREA

DO NOT WRITE IN THIS AREA



Set Task

Use the information in this booklet to complete your review of Rosecross Zoo Farm's routines, tasks and procedures.

You must complete the following tasks.

Activity 1: Review how routines, tasks and procedures at Rosecross Zoo Farm meet the five needs of animals.

(Total for Activity 1 = 20 marks)

Activity 2: Review the health and safety requirements at Rosecross Zoo Farm.

(Total for Activity 2 = 15 marks)

Activity 3: Review the legal responsibilities at Rosecross Zoo Farm.

(Total for Activity 3 = 15 marks)

TOTAL FOR TASK = 50 MARKS



DO NOT WRITE IN THIS AREA

DO NOT WRITE IN THIS AREA

DO NOT WRITE IN THIS AREA

DO NOT WRITE IN THIS AREA

DO NOT WRITE IN THIS AREA

DO NOT WRITE IN THIS AREA

Large writing area with horizontal dashed lines.



Handwriting practice area with 20 sets of horizontal dotted lines.

DO NOT WRITE IN THIS AREA

DO NOT WRITE IN THIS AREA

DO NOT WRITE IN THIS AREA

DO NOT WRITE IN THIS AREA

DO NOT WRITE IN THIS AREA

DO NOT WRITE IN THIS AREA



DO NOT WRITE IN THIS AREA

DO NOT WRITE IN THIS AREA

DO NOT WRITE IN THIS AREA

DO NOT WRITE IN THIS AREA

DO NOT WRITE IN THIS AREA

DO NOT WRITE IN THIS AREA

Handwriting practice area with 20 sets of horizontal dotted lines.

(Total for Activity 1 = 20 marks)



DO NOT WRITE IN THIS AREA

DO NOT WRITE IN THIS AREA

DO NOT WRITE IN THIS AREA

DO NOT WRITE IN THIS AREA

DO NOT WRITE IN THIS AREA

DO NOT WRITE IN THIS AREA

Large writing area with horizontal dotted lines.



Large rounded rectangular area with horizontal dotted lines for writing.

DO NOT WRITE IN THIS AREA

DO NOT WRITE IN THIS AREA

DO NOT WRITE IN THIS AREA

DO NOT WRITE IN THIS AREA

DO NOT WRITE IN THIS AREA

DO NOT WRITE IN THIS AREA

(Total for Activity 2 = 15 marks)



Activity 3: Review the legal responsibilities at Rosecross Zoo Farm.

In your review, you will need to consider:

- how well legal responsibilities are being met
- any changes to the day-to-day running of Rosecross Zoo Farm you would recommend and why.

(15)

Area with horizontal dotted lines for writing.

DO NOT WRITE IN THIS AREA

DO NOT WRITE IN THIS AREA

DO NOT WRITE IN THIS AREA

DO NOT WRITE IN THIS AREA

DO NOT WRITE IN THIS AREA

DO NOT WRITE IN THIS AREA



Handwriting practice area with 20 sets of horizontal dotted lines.

DO NOT WRITE IN THIS AREA

DO NOT WRITE IN THIS AREA

DO NOT WRITE IN THIS AREA

DO NOT WRITE IN THIS AREA

DO NOT WRITE IN THIS AREA

DO NOT WRITE IN THIS AREA



DO NOT WRITE IN THIS AREA

DO NOT WRITE IN THIS AREA

DO NOT WRITE IN THIS AREA

DO NOT WRITE IN THIS AREA

DO NOT WRITE IN THIS AREA

DO NOT WRITE IN THIS AREA

Large writing area with horizontal dotted lines.



Lined writing area for student response.

DO NOT WRITE IN THIS AREA

DO NOT WRITE IN THIS AREA

DO NOT WRITE IN THIS AREA

DO NOT WRITE IN THIS AREA

DO NOT WRITE IN THIS AREA

DO NOT WRITE IN THIS AREA

(Total for Activity 3 = 15 marks)

TOTAL FOR TASK = 50 MARKS



DO NOT WRITE IN THIS AREA

DO NOT WRITE IN THIS AREA

DO NOT WRITE IN THIS AREA

DO NOT WRITE IN THIS AREA

DO NOT WRITE IN THIS AREA

DO NOT WRITE IN THIS AREA

BLANK PAGE



P 6 7 7 1 7 R A 0 2 3 2 4

DO NOT WRITE IN THIS AREA

DO NOT WRITE IN THIS AREA

DO NOT WRITE IN THIS AREA

BLANK PAGE

