

The background features a robotic hand on the left and a human hand on the right, both reaching towards each other. The scene is overlaid with a grid of glowing lines and a teal color scheme.

# BTEC Level 2 Technicals for **Creative Sectors**

*Your Level 2 BTECs for Post-16 learners*

# Welcome to your guide to the BTEC Level 2 Technicals for the creative sectors.

BTEC Level 2 Technicals are practical, hands-on qualifications designed to help your post-16 learners master the industry-specific skills and knowledge they will need to start and succeed in their careers.

Developed with the help of leading employers and professional bodies, you'll find the **technical content** and **practical approach** you'll need to help your learners stand out from the crowd and prepare for their next steps, whether that's an **apprenticeship, employment** or **further study** at level 3.

These flexible qualifications can be taught:

- as part of a full-time 16–19 study programme alongside other qualifications such as GCSEs or,
- as the technical qualification within an apprenticeship or employment.

If you're looking for a post-16 Level 2 course designed around what today's employers expect – **choose BTEC Level 2 Technicals**.

## Contents

Introducing BTEC Level 2 Technicals..... 4-5

The skills to succeed – the confidence to progress

## Your BTEC Level 2 Technicals at a glance

### What are they?



Level 2 courses  
in various sectors

16+

For post-16  
learners



Designed with input from  
**tutors, employers** and  
**professional bodies**



Developed to meet  
**performance measures**  
in England

### How do they work?



Build  
knowledge



Master skills



Learn from  
professionals



Apply in  
practice

### Where can they lead?



Employment



Apprenticeship



Further technical study  
at Level 3

## BTEC's tried and trusted learn-by-doing approach means your learners:



Build  
knowledge

- ✓ Cover **vital industry knowledge** employers say learners need within mandatory units.
- ✓ Specialise with optional units (where applicable).
- ✓ Draw on and apply all their learning to a real-life situation in the synoptic final unit.



Master  
skills

- ✓ Focus on developing competency in **key sector skills**.
- ✓ Must achieve at least a Pass in every unit so they're confident they've mastered the basics they need to succeed.



Learn from  
professionals

- ✓ Explore **essential professional behaviours** for the workplace.
- ✓ Have plenty of opportunities to engage with local employers, workplace-based activities, guest lectures and have practitioners setting and marking assignments.



Apply in  
practice

- ✓ **Showcase what they know and can do** in different types of assessments based on real-life scenarios.
- ✓ Have evidence of applying what they know to tasks they'll tackle every day in their chosen career.

The UK creative industries are renowned across the globe for driving growth and investment. There are approximately 1.7 million people employed in creative industries occupations in the UK, and as one of the fastest growing areas of employment, this number is set to rise.

## Industry support

We've received letters of support for these new qualifications from a range of employers and industry specialists including:

**The Design Museum, Creative Industries Federation, Bloomberg, JAMES, TIGA, Music Education Council** and more – see your qualification page for the full list at [quals.pearson.com/BTECL2TechnicalGuide](https://quals.pearson.com/BTECL2TechnicalGuide).

## Qualifications available:

## Why choose BTEC Level 2 Technicals for Creative Sectors

We've designed **BTEC Level 2 Technicals for the Creative Sectors** so your learners can acquire the skills and knowledge they will need to succeed in their chosen field of study.

### BTEC Level 2 Technicals for the Creative sectors:

- have **no exams**, instead, they each include one task based external assessment
- are **for post-16 learners** wishing to master sector-specific skills and knowledge
- have been designed to meet DfE criteria and are eligible for 16+ and 19+ funding in England
- take a **learn-by-doing approach** to strengthen practical skills and build confidence
- include larger units allowing **depth of learning** and project based delivery
- have employer involvement to enrich learning and provide a tangible link between study and work
- offer routes to **apprenticeships, employment and further study**.

## BTEC Level 2 Technical Diploma in Design Production (360 GLH)

An ideal qualification for learners keen to start a career in design or prepare for further technical education.

- All units are delivered through practical assignments where learners apply their design thinking and production techniques.
- Individual and collaborative projects help build teamwork and communication skills

<b>Unit 1:</b> Introduction to Design Thinking	60 GLH	Mandatory
<b>Unit 2:</b> Introduction to Design Production Techniques	60 GLH	
<b>Unit 3:</b> Working with Client Briefs	60 GLH	
<b>Unit 4:</b> Design Realisation	60 GLH	
<b>Unit 5:</b> Developing a Design Portfolio	30 GLH	
<b>Unit 6:</b> Creative Design Project	90 GLH	

Learners will need to complete and achieve all units.

### Next steps for your learners...

Equipped with the skills, knowledge and experience to succeed in the creative sector, BTEC-qualified candidates can choose where they go next.

#### » Apprenticeship

- Fashion studio assistant
- Junior graphic designer
- Junior product designer

#### » Employment

- Artworker
- Marketing and design assistant
- Design and digital print trainee

#### » Level 3 study

- BTEC Level 3 National Diplomas in:
- Fashion Design and Production
  - 3D Design and Crafts
  - Graphics



## BTEC Level 2 Technical Diploma in Digital Audio/Visual Production (360 GLH)

The perfect course for learners looking to go directly into employment or a related apprenticeship such as broadcasting and creative digital media or continue to further technical education.

- Includes practical assignments and additional specialist units where learners get to grips with the diverse nature of the industry and create their portfolio.

<b>Unit 1:</b> Planning and Pitching a Digital Media Product	30 GLH	Mandatory
<b>Unit 2:</b> Digital Moving Image Production	30 GLH	
<b>Unit 3:</b> Digital Editing for Moving Image	60 GLH	
<b>Unit 4:</b> Digital Audio	60 GLH	
<b>Unit 5:</b> Digital Production Project	90 GLH	
<b>Unit 6:</b> Lighting for Moving Image (Group A)	30 GLH	Optional A
<b>Unit 7:</b> Writing for Digital Media (Group A)	30 GLH	
<b>Unit 8:</b> Animation for Digital Media (Group B)	60 GLH	Optional B
<b>Unit 9:</b> Digital Image Capture and Manipulation (Group B)	60 GLH	

Learners need to complete and achieve all mandatory units and two optional units, one from Group A and one from Group B.

### Next steps for your learners...

Equipped with the technical skills and behaviours required for the audio/visual sector, BTEC-qualified candidates can choose where they go next.

#### »» Apprenticeship

- » TV Production and broadcasting
- » Creative digital media

#### »» Employment

- » Audio/Visual Technician
- » Broadcast Assistant

#### »» Level 3 study

- Pearson BTEC Level 3 National Diploma in:
- » Film/TV Production
  - » Sound Production.

## BTEC Level 2 Technical Diploma in Digital Games Production (360 GLH)

Designed for learners looking to start a career in the digital games industry.

- All units are delivered through hands-on, practical assignments.
- Includes additional specialist units to extend skills and knowledge.

<b>Unit 1:</b> Planning and Pitching a Digital Media Product	30 GLH	Mandatory
<b>Unit 2:</b> Animation for Digital Media	60 GLH	
<b>Unit 3:</b> Digital Testing	30 GLH	
<b>Unit 4:</b> Digital Games Production	60 GLH	
<b>Unit 5:</b> Narrative for Digital Media	30 GLH	
<b>Unit 6:</b> Digital Production Project	90 GLH	Optional
<b>Unit 7:</b> Digital Audio	60 GLH	
<b>Unit 8:</b> Digital Editing for Moving Image	60 GLH	
<b>Unit 9:</b> 3D Modelling	60 GLH	
<b>Unit 10:</b> Digital Graphics	60 GLH	

Learners need to complete and achieve all mandatory units and one optional unit.

### Next steps for your learners...

Equipped with the skills, knowledge and experience to succeed in the creative sector, BTEC-qualified candidates can choose where they go next.

#### » Apprenticeship

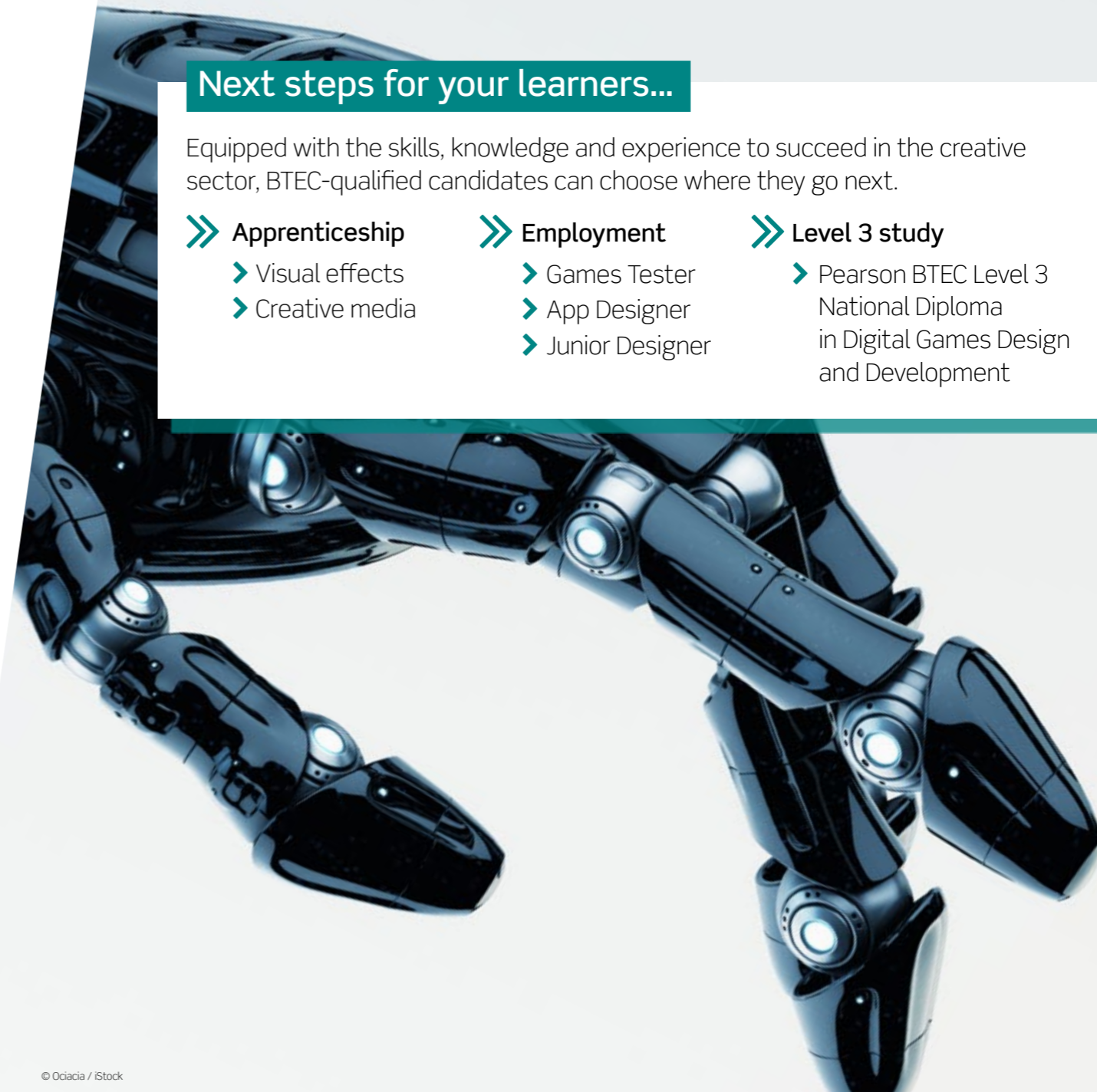
- › Visual effects
- › Creative media

#### » Employment

- › Games Tester
- › App Designer
- › Junior Designer

#### » Level 3 study

- › Pearson BTEC Level 3 National Diploma in Digital Games Design and Development



## BTEC Level 2 Technical Diploma in Digital Media Production (360 GLH)

Designed for learners looking to start a career in digital media production or a related apprenticeship or continue to further technical education.

- All units are delivered through hands-on, practical assignments.
- Includes additional specialist units to extend skills and knowledge.

<b>Unit 1:</b> Planning and Pitching a Digital Media Product	30 GLH	Mandatory
<b>Unit 2:</b> Writing for Digital Media	30 GLH	
<b>Unit 3:</b> Digital Graphics	60 GLH	
<b>Unit 4:</b> Publishing for Digital Platform	60 GLH	
<b>Unit 5:</b> Digital Production Project	90 GLH	
<b>Unit 6:</b> Digital Testing	30 GLH	Optional B
<b>Unit 7:</b> Digital Campaign Management	30 GLH	Optional C
<b>Unit 8:</b> Digital Development	60 GLH	
<b>Unit 9:</b> Digital Editing for Moving Image	60 GLH	
<b>Unit 10:</b> Digital Audio	60 GLH	
<b>Unit 11:</b> Digital Image Capture and Manipulation	60 GLH	

Learners need to complete and achieve all mandatory units and two optional units (one from B and one from C).

**The skills to succeed - the confidence to progress**

### Next steps for your learners...

Equipped with the skills, knowledge and experience to succeed in the creative sector, BTEC-qualified candidates can choose where they go next.

- **Apprenticeship**
  - Content production
  - Creative digital media
- **Employment**
  - Junior Content Producer
  - Creative Content Assistant
  - Digital Publishing
- **Level 3 study**
  - Pearson BTEC Level 3 National Diploma in Digital Publishing





## BTEC Level 2 Technical Diploma in Music (360 GLH)

An ideal qualification for those wishing to progress to employment, a music industry-related apprenticeship or further technical education.

- Includes practical, technical projects so learners can create a portfolio of work.

<b>Unit 19:</b> Self-promotion in the Music Industry			60 GLH	Mandatory
<b>Unit 20:</b> Music Project			90 GLH	
<b>Music Performance pathway</b>	<b>Music Creation pathway</b>	<b>Music Production pathway</b>		Optional
<b>Unit 1:</b> Exploring Music Performance	<b>Unit 7:</b> Exploring Music Creation	<b>Unit 13:</b> Exploring Music Production	90 GLH	
<b>Unit 2:</b> Music Performance	<b>Unit 8:</b> Creating Music	<b>Unit 14:</b> Music Production	60 GLH	
<b>Unit 3:</b> Audition skills	<b>Unit 9:</b> Remixing Music	<b>Unit 15:</b> Studio Engineering	60 GLH	
<b>Unit 4:</b> Music Performance Session Styles	<b>Unit 10:</b> Creating Music for Media Products	<b>Unit 16:</b> Sound Design for Media Products	60 GLH	
<b>Unit 5:</b> Creating Music through Performance	<b>Unit 11:</b> Arranging Music	<b>Unit 17:</b> Live Sound	60 GLH	
<b>Unit 6:</b> Staging a Live Music Event	<b>Unit 12:</b> Practical Music Theory	<b>Unit 18:</b> Music Technology for Performance	60 GLH	

Learners need to complete and achieve both core mandatory units as well as all mandatory units and one optional unit from their chosen pathway.

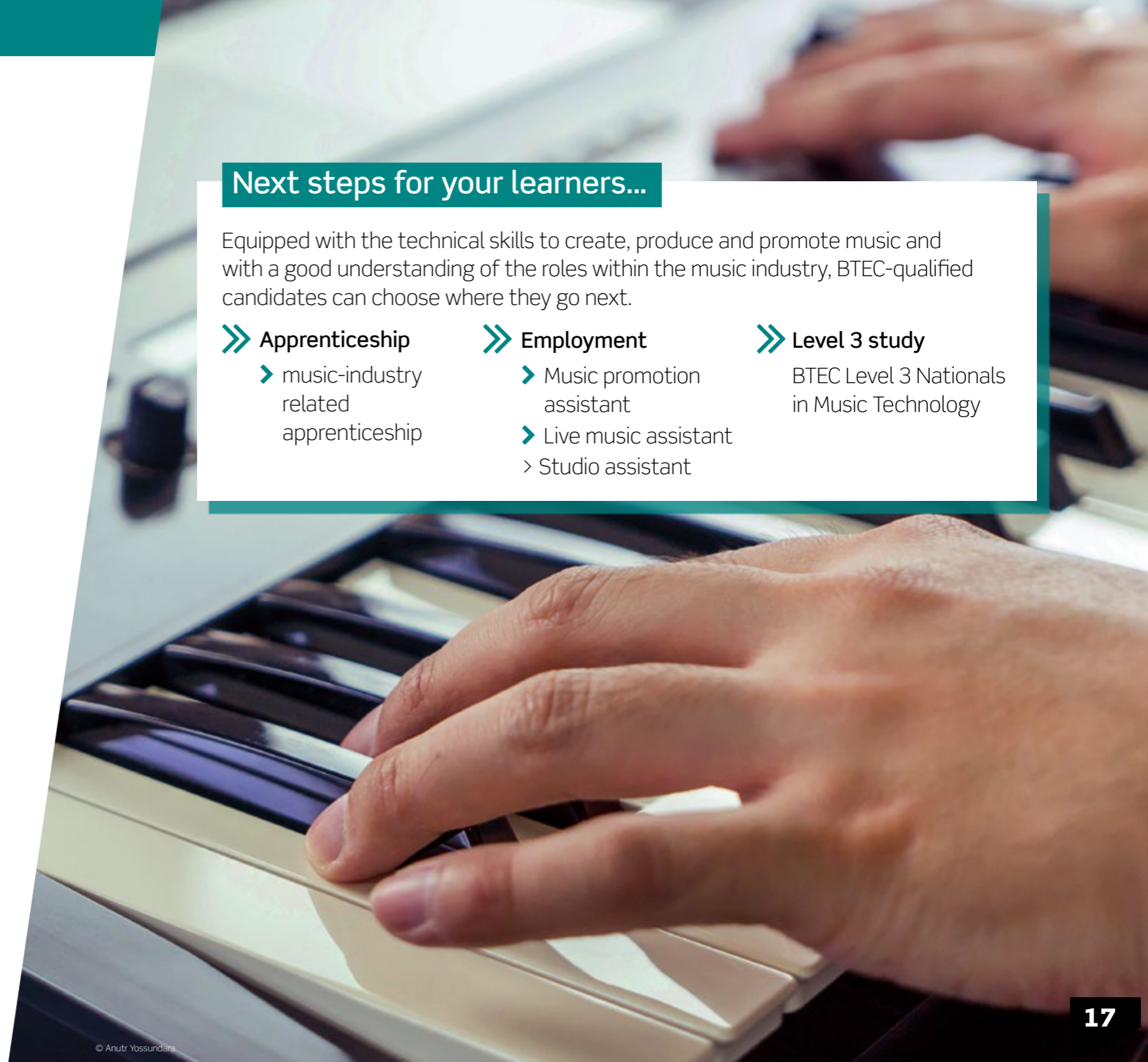
### Next steps for your learners...

Equipped with the technical skills to create, produce and promote music and with a good understanding of the roles within the music industry, BTEC-qualified candidates can choose where they go next.

➤ **Apprenticeship**  
➤ music-industry related apprenticeship

➤ **Employment**  
➤ Music promotion assistant  
➤ Live music assistant  
➤ Studio assistant

➤ **Level 3 study**  
BTEC Level 3 Nationals in Music Technology



## Course materials

To help you and your learners every step of the way, we've developed the course materials you need and more of what you told us you value most.

Whether you're an experienced BTEC tutor or are new to the suite, you'll find free content to help you plan, teach and prepare for assessment, as well as training events to get you set for the new courses.

### Plan

Get to know your courses

#### > Specifications

Detailed structure and unit-by-unit breakdown of content, learning aims and suggestions for activities.

#### > Sample Assessment Materials

Provide you with examples of what will be required for externally assessed units.

### Teach

Support for teaching and learning

#### > Schemes of Learning

Provide suggested teaching and learning activities along with estimated teaching time required for each unit.

#### > Delivery plans

Include examples of 6 month and 12 month options each with week-by-week breakdowns to help with planning and assessment.

### Assess and Track

Progress monitoring and preparation for assessments

#### > Guidance

- Quality Assurance Handbook
- Standardisation Training
- Standards Verifier Visit
- Quality Review Visit

#### > Examples of the Standard

- Authorised Assignment Briefs
- Sample Marked Learner Work

#### > Templates and Tools

- myBTEC: Assignments Wizard
- myBTEC: Progress Tracking

### Develop

Training to help you make the most of your courses

#### > Training Events

We offer a range of training events both online and face-to-face including Network events where you can share ideas and best practice. See page 23 for details.

#### > CPD

Our training events can also help towards your continued professional development.

## myBTEC

We know that as a teacher workload can be an issue, that's why to help you save time we have designed myBTEC, a unique free service that aims to reduce your admin workload.

### What myBTEC can do for you:

- **Saves you time** – for example when Internally Verifying an assignment brief, at least 50% of the questions are answered for you
- **Reduces your workload** – for example your assessment plan is produced automatically from your assignment briefs in myBTEC
- **Automatic grade tracking calculations**, so you know your students are on track
- **Easily export and download all documents**, information and results
- **Gives you the complete visibility of all courses**, assessment, internal verification and results at your centre, so you can check progress at anytime.

Simply login at [mybtec.pearson.com](https://mybtec.pearson.com) with your Edexcel online details.



## Training

We offer a range of events to help you in every aspect of planning, teaching and assessing your BTEC courses.

To make it as easy as possible for you to benefit from our training, many of our face-to-face events are available as online sessions, and you can request any of our events to be delivered as paid-for events in your centre.

### Our programme of events:

- make it easy for you to access BTEC training how, when and where you need it
- offer qualification-based and role-based courses so you can choose which event is right for you
- are delivered by experts passionate about training
- provide opportunities to network and share ideas and best practice.

What's more, our flexible range of high quality training events not only support your delivery of BTEC courses, but also help towards your continued professional development.





## New to BTEC?

If you're thinking about delivering BTEC Level 2 Technicals and want to know more about what's involved and the support we can provide see our step-by-step guides at: [quals.pearson.com/stepbystepBTEC](https://quals.pearson.com/stepbystepBTEC)

We've included guidance on:

- How to get started
- Building your BTEC team
- Quality assurance
- Internal assessment
- External assessment

## Already teaching BTEC?

Remember you can find detailed information about key BTEC processes, forms and guidance materials at: [quals.pearson.com/BTECsupport](https://quals.pearson.com/BTECsupport)

You'll also find all of the essential tools and forms on each of our dedicated qualifications pages, alongside your specifications and any additional resources specific to your BTEC.



## Specialist help and advice

You've also access to our Creative sector specialist subject advisors who will be happy to help with any support and advice you may need to help you deliver your BTEC Level 2 Technicals.



**Susan Young** (Art, Design and Media)

- 📞 UK: 020 7010 2181
- 📞 Intl: +44 (0)20 7010 2181
- ✉ [TeachingArtandDesign@pearson.com](mailto:TeachingArtandDesign@pearson.com)
- ✉ [TeachingMedia@pearson.com](mailto:TeachingMedia@pearson.com)
- 🐦 @Pearson\_Art



**Jeffery Hole** (Music)

- 📞 UK: 020 7010 2176
- 📞 Intl: +44 (0)20 7010 2176
- ✉ [TeachingMusic@pearson.com](mailto:TeachingMusic@pearson.com)
- 🐦 @PearsonMusic1

## Assessment

The combination of assessment types for BTEC Level 2 Technicals means your learners can draw on and apply all their knowledge and skills to realistic time-based tasks they'll also encounter in the workplace.

### Assignments

Set and marked by you (internal assessment)

- The well-known BTEC assessment style.
- Resubmission of evidence (to improve grade) may be allowed within 15 days of learners receiving their original grade.
- If a submission or resubmission is not passed, one retake of a new assignment capped at Pass level may be allowed.

### Task

Set and marked by Pearson (external assessment)

- Completed in controlled conditions.
- One resit is allowed.

*Note: Assessments will vary for each course. See your specifications for more assessment details.*

## Grading

A learner's final grade reflects their achievements across all units in their BTEC Level 2 Technical course.

- Every unit is individually graded as Pass, Merit or Distinction and this grade is then converted to a point score.
- The total points scored across all units make up the final qualification grade.
- To achieve an overall qualification grade, learners must gain at least a Pass grade in all units.

This means that tutors and employers can be confident that learners have understood and mastered the key technical and transferable skills, and industry knowledge to progress with their next steps.

## Example of qualification grade calculation for BTEC Level 2 Technicals

Diploma	
Grade	Points threshold
PP	96
MP	112
MM	128
DM	152
DD	176

Calculation of qualification grade table

Unit	GLH	Type	Grade	Points
1	60	External	Merit	24
2	60	External	Merit	24
3	60	Internal	Distinction	32
4	60	Internal	Distinction	32
5	60	Internal	Distinction	32
6	60	Internal	Distinction	32
	<b>360</b>		<b>DD</b>	<b>176</b>

Example

The learner has sufficient points for a DD grade.

*Grade calculation valuations will vary for each course. See your specifications for more details.*

## BTEC for Level 2

In addition to the new BTEC Level 2 Technicals, our tried-and-trusted BTEC Firsts are also still available.

Also available for your post-16 Level 2 learners

### BTEC Firsts

BTEC Firsts continue to be popular, offering learners progression routes to further study, an apprenticeship or employment.

If you're already teaching BTEC Firsts, you can continue to offer these for learners registering in September 2018 and 2019 or you can choose to progress to the new BTEC Level 2 Technicals.

For more information contact our subject advisors who will be happy to help with any information about delivering these qualifications, or any questions you may have about teaching the new BTEC Level 2 Technicals. (See page 25 for their contact details.)

Available in a range of sizes, the following BTEC Firsts are available for the creative sectors\*:

- **BTEC Firsts in Art and Design (2012)**
- **BTEC Firsts in Creative Media Production (2010)**
- **BTEC Firsts in Music (2013)**
- **BTEC Firsts in Performing Arts (2012)**



\*Please see web page for details of last registration dates.

## BTEC for Levels 1 and 3

We've also developed a range of BTEC Creative sector qualifications for Level 1 and Level 3 learners.

### For Level 1 post-16 learners

#### BTEC Level 1 Introductory qualifications

Graded, unit-based qualifications designed to develop transferable and sector skills so your post-16 learners can progress to further study, apprenticeships or training.

BTEC Level 1 Introductory qualifications for creative sectors are available for:

- **Art and Design**
- **Digital Media**
- **Performing Arts**
- **Vocational Studies**




### For Level 3 post-16 learners

#### BTEC Level 3 Nationals




Modern, work-related qualifications with clear purpose and defined progression routes into higher education or employment.

BTEC Level 3 Nationals qualifications for the creative sectors are available for:

- **Art and Design**
- **Creative Digital Media Production**
- **Music** - *scheduled for first teaching September 2018*
- **Music Technology**
- **Performing Arts**



## Next Steps...






-  Explore the specifications and sample assessment materials at [quals.pearson.com/BTECL2TechnicalGuide](https://quals.pearson.com/BTECL2TechnicalGuide)
-  Sign up for updates at [quals.pearson.com/BTECL2TechnicalUpdateGuide](https://quals.pearson.com/BTECL2TechnicalUpdateGuide)
-  Follow us [@teachBTEC](https://twitter.com/teachBTEC)

## Ask away...

If you've got any questions about teaching the new courses, your Subject Advisors are here to help:







**Susan Young** (Art, Design and Media)

-  UK: 020 7010 2181
-  Intl: +44 (0)20 7010 2181
-  [TeachingArtandDesign@pearson.com](mailto:TeachingArtandDesign@pearson.com)
-  [TeachingMedia@pearson.com](mailto:TeachingMedia@pearson.com)
-  [@Pearson\\_Art](https://twitter.com/Pearson_Art)



**Jeffery Hole** (Music)

-  UK: 020 7010 2176
-  Intl: +44 (0)20 7010 2176
-  [TeachingMusic@pearson.com](mailto:TeachingMusic@pearson.com)
-  [@PearsonMusic1](https://twitter.com/PearsonMusic1)



When you have finished with this leaflet please recycle it



Pearson Education Ltd is committed to reducing its impact on the environment by using responsibly sourced and recycled paper.