

Write your name here

Surname

Other names

**Pearson**  
**Edexcel GCE**

Centre Number

--	--	--	--	--	--

Candidate Number

--	--	--	--	--	--

# Music Technology

Advanced Subsidiary

Unit 1: Music Technology Portfolio 1

Logbook and Declaration Form

Paper Reference

**6MT01/01**

**You do not need any other materials.**

Total Marks

## Instructions to Teachers

- You must sign the declaration in Section B of this Logbook.
- The Portfolio, comprising Tasks 1A, 1B and 1C, must be presented for assessment as stereo recordings on ONE AUDIO CD, along with the Logbook and Declaration Form.
- Centres are reminded that each candidate submission should be presented on a separate CD (NOT on MiniDisc™ or cassette tape) and this must be clearly marked with the paper reference (6MT01/01), centre number, candidate name and candidate number.
- Task 1A must be presented as track 1, Task 1B as track 2, and Task 1C as track 3.
- Centres must retain backup copies of all candidate recordings for Tasks 1A, 1B and 1C and proprietary software files for all tasks.
- CDs must be checked before sending, and packaged so they will not be damaged in transit.
- The CD and Logbook with signed Declaration Form must be sent to the examiner to arrive by 15 May 2017.

## Instructions to Candidates

- Use **black** ink or ball-point pen.
- **Fill in the boxes** at the top of this page with your name, centre number and candidate number.
- Answer **all** questions.
- Answer the questions in the spaces provided – *there may be more space than you need.*

## Information for Candidates

- The total mark for this logbook is 20.
- Questions 1–8 ask you for information which is essential for the examiner who assesses your work. There are no marks for Questions 1–8, but **if you do not complete these questions, your work for Tasks 1A, 1B and 1C may not be fully credited.**
- You may wish to include additional relevant information about the techniques and processes you have used to complete the tasks.
- Questions 9 and 10 each carry 10 marks.

## Advice to Candidates

- **You are reminded of the importance of clear and orderly presentation in your answers.**

Turn over ►

P49118A

©2017 Pearson Education Ltd.

1/



**PEARSON**

## SECTION A: Logbook

Answer ALL questions.

### Task 1A: Sequenced Realised Performance

1 Complete the following information about the equipment that you used when working on your sequenced performance:

(a) Computer and processor (e.g. MacBook Pro/Intel Core 2 duo)

---

(b) Main Digital Audio Workstation software, with version used (e.g. Cubase/Logic Studio/Sonar)

---

(c) Additional software, including plug-ins (e.g. Reason/Virtual Sound Canvas/Hypersonic)

---

(d) Audio/MIDI interface (e.g. MOTU 828)

---

(e) Other external hardware (e.g. sound module(s) or effects processors)

---

(f) Keyboard or other MIDI input device (e.g. M Audio Oxygen/V-Drums)

---



### Task 1B: Multi-track Recording

Title of piece recorded, with details of composer/original band or artist:

3 Complete the following information about the equipment that you used when working on your recording:

(a) Microphones

(b) Mixing desk and/or audio interface

(c) Multi-track hard disk recorder or software

(d) Effects and dynamic processors (hardware or software)

(e) Monitoring equipment

(f) Other equipment (e.g. DI box, pre amps)







**4** Using the space below, and continuing on a separate page if necessary, draw and label diagrams to show how you arranged the microphones you used. You may attach photographs if you prefer.



5 Complete the table below to show how you recorded each track.

Track	Instrument	Mic used/DI/ Overdubbed	Position and capture
Example	Electric Guitar	SM58	Tune guitar, check lead, mic positioned in cradle in front of amp in corner of room. Played/captured with rhythm section.
1			
2			
3			
4			
5			
6			
7			
8			
9			
10			
11			
12			

6 Complete the track sheet below and overleaf showing the settings used for mixdown.

	Track 1	Track 2	Track 3	Track 4	Track 5	Track 6
Instrument / Voice						
EQ						
FX						
Dynamic processing						
Panning (L-R)						
Level						

	Track 7	Track 8	Track 9	Track 10	Track 11	Track 12
Instrument / Voice						
EQ						
FX						
Dynamic processing						
Panning (L-R)	○	○	○	○	○	○
Level						



### Task 1C: Creative Sequenced Arrangement

Show which one of the two prescribed stimuli, and which one of the two prescribed styles, you have used for your arrangement.

<b>Stimulus chosen:</b>	
<b>Style chosen:</b>	

7 Complete the following information about the equipment that you used when working on your sequenced arrangement:

(a) Computer and processor (e.g. MacBook Pro/Intel Core 2 duo)

.....

(b) Main Digital Audio Workstation software, with version used (e.g. Cubase/Logic Studio/Sonar)

.....

(c) Additional software, including plug-ins (e.g. Reason/Virtual Sound Canvas/Hypersonic)

.....

(d) Audio/MIDI interface (e.g. MOTU 828)

.....

(e) Other external hardware (e.g. sound module(s) or effects processors)

.....

(f) Keyboard or other MIDI input device (e.g. M Audio Oxygen/V-Drums)

.....







**BLANK PAGE**

**BLANK PAGE**

**BLANK PAGE**

## SECTION B: Declaration Form

### Teacher Declaration

The candidate's activities have been kept under controlled conditions and no assistance has been given apart from any that is acceptable under the scheme of assessment.

<b>Signed</b>	<b>Print Name</b>	<b>Date</b>		
<b>Centre Name</b>	<b>Centre Number</b>			
<b>Contact Telephone Number</b>	<b>E-mail Address (print clearly)</b>			

### Candidate Declaration

I declare that I have produced the work for Unit 1: Music Technology Portfolio 1 within the controlled conditions and without any external assistance apart from that which is allowed under the scheme of assessment.

<b>Signed</b>	<b>Print Name</b>	<b>Date</b>		
---------------	-------------------	-------------	--	--

*By signing the above declaration you agree to your coursework being used to support Professional Development, Online Support and Training of both Centre-Assessors and Edexcel Examiners. Both the Teacher and Candidate Declarations must be signed before the work can be assessed. If you have any concerns regarding this please contact [musicandmusictechnology@pearson.com](mailto:musicandmusictechnology@pearson.com)*