

Pearson Edexcel Level 3 GCE

Time 1 hour 30 minutes

**Paper
reference**

9FM0/4D

Further Mathematics

Advanced

PAPER 4D: Decision Mathematics 2

You must have:

Mathematical Formulae and Statistical Tables (Green), calculator,
Decision Mathematics Answer Book (enclosed)

Candidates may use any calculator permitted by Pearson regulations. Calculators must not have the facility for symbolic algebra manipulation, differentiation and integration, or have retrievable mathematical formulae stored in them.

Instructions

- Use **black** ink or ball-point pen.
- If pencil is used for diagrams/sketches/graphs it must be dark (HB or B).
- Write your answers for this paper in the Decision Mathematics answer book provided.
- **Fill in the boxes** at the top of the answer book with your name, centre number and candidate number.
- Do not return the question paper with the answer book.
- Answer **all** questions and ensure that your answers to parts of questions are clearly labelled.
- Answer the questions in the answer book provided
– *there may be more space than you need.*
- You should show sufficient working to make your methods clear. Answers without working may not gain full credit.
- Inexact answers should be given to three significant figures unless otherwise stated.

Information

- A booklet 'Mathematical Formulae and Statistical Tables' is provided.
- There are 7 questions in this question paper. The total mark for this paper is 75.
- The marks for **each** question are shown in brackets
– *use this as a guide as to how much time to spend on each question.*

Advice

- Read each question carefully before you start to answer it.
- Try to answer every question.
- Check your answers if you have time at the end.
- Good luck with your examination.

Turn over ►

P66804A

©2021 Pearson Education Ltd.

1/1/1/1/



Pearson

1. Four workers, A, B, C and D, are to be assigned to three tasks, 1, 2 and 3. Each task must be assigned to just one worker and each worker can do one task only.

Worker A cannot do task 2 and worker D cannot do task 3

The cost of assigning each worker to each task is shown in the table below.

The total cost is to be minimised.

	1	2	3
A	53	–	62
B	48	57	59
C	55	63	58
D	69	49	–

Formulate the above situation as a linear programming problem. You must define your decision variables and make the objective function and constraints clear.

(6)

(Total for Question 1 is 6 marks)

2. Alka is considering paying £5 to play a game. The game involves rolling two fair six-sided dice. If the sum of the numbers on the two dice is at least 8, she receives £10, otherwise she loses and receives nothing.

If Alka loses, she can pay a further £5 to roll the dice again. If both dice show the same number then she receives £35, otherwise she loses and receives nothing.

- (i) Draw a decision tree to model Alka's possible decisions and the possible outcomes.
- (ii) Determine Alka's optimal EMV and state the optimal strategy indicated by the decision tree.

(7)

(Total for Question 2 is 7 marks)

3. The table below shows the cost, in pounds, of transporting one unit of stock from each of four supply points, A, B, C and D, to four sales points, P, Q, R and S. It also shows the number of units held at each supply point and the number of units required at each sales point.

A minimum cost solution is required.

	P	Q	R	S	Supply
A	18	19	17	13	28
B	16	15	14	19	43
C	21	17	22	23	29
D	16	20	19	21	36
Demand	25	41	40	30	

- (a) Use the north-west corner method to obtain an initial solution. (1)
- (b) Taking AS as the entering cell, use the stepping-stone method to find an improved solution. Make your method clear. (2)
- (c) Perform one further iteration of the stepping-stone method to obtain an improved solution. You must make your method clear by showing the route and stating the
- shadow costs
 - improvement indices
 - entering cell and exiting cell
- (4)
- (d) State the cost of the solution found in (c). (1)
- (e) Determine whether the solution obtained in (c) is optimal, giving a reason for your answer. (3)

(Total for Question 3 is 11 marks)

4. Sequences $\{x_n\}$ and $\{y_n\}$ for $n \in \mathbb{N}$, are defined by

$$x_{n+1} = 2y_n + 3 \quad \text{and} \quad y_{n+1} = 3x_{n+1} - 4x_n$$

$$x_1 = 1 \quad \text{and} \quad y_1 = a$$

where a is a constant.

(a) Show that $x_{n+2} - 6x_{n+1} + 8x_n = 3$ (1)

(b) Solve the second-order recurrence relation given in (a) to obtain an expression for x_n in terms of a and n . (8)

Given that $x_7 = 28225$

(c) find the value of a . (2)

(Total for Question 4 is 11 marks)

5.

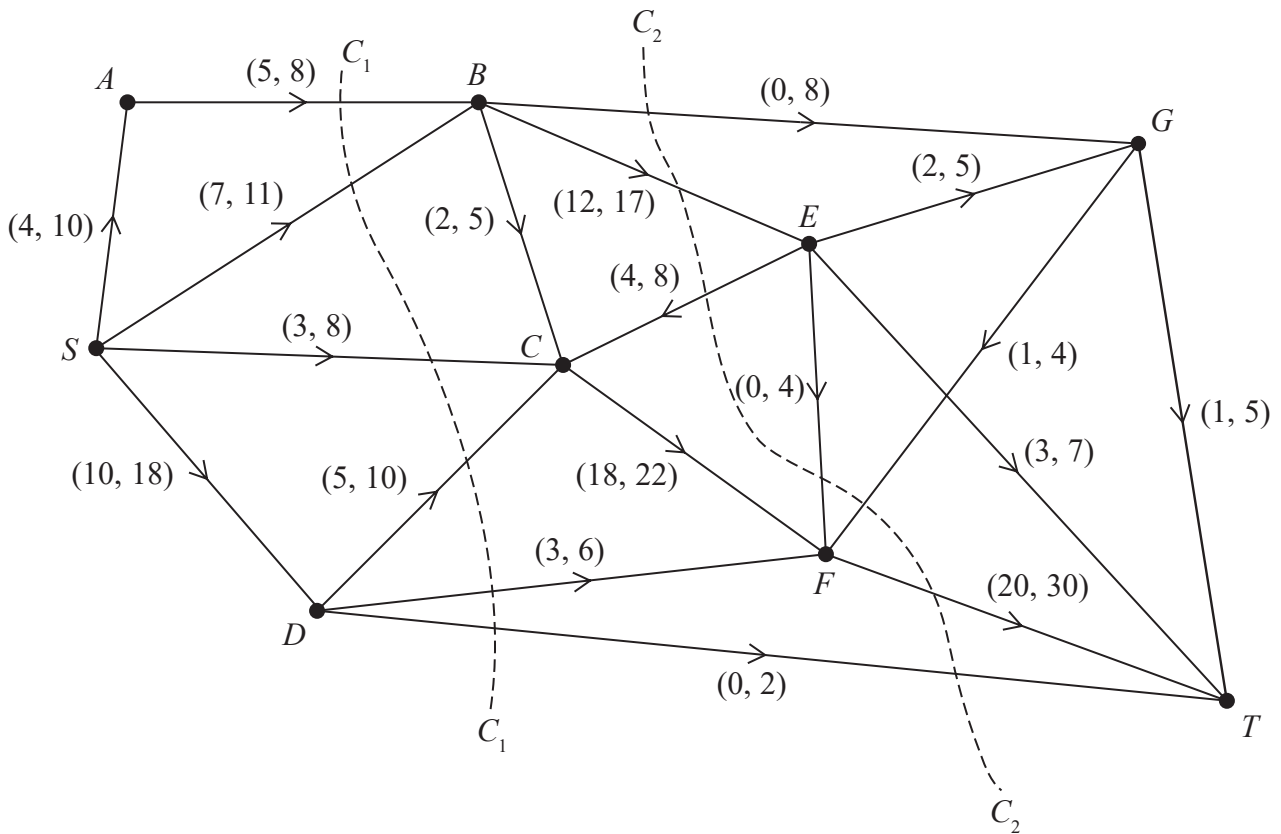


Figure 1

Figure 1 shows a capacitated, directed network. The network represents a system of pipes through which fluid can flow.

The weights on the arcs show the lower and upper capacities for the corresponding pipes, in litres per second.

(a) Calculate the capacity of

(i) cut C_1

(ii) cut C_2

(2)

(b) Using only the capacities of cuts C_1 and C_2 , state what can be deduced about the maximum flow through the system.

(1)

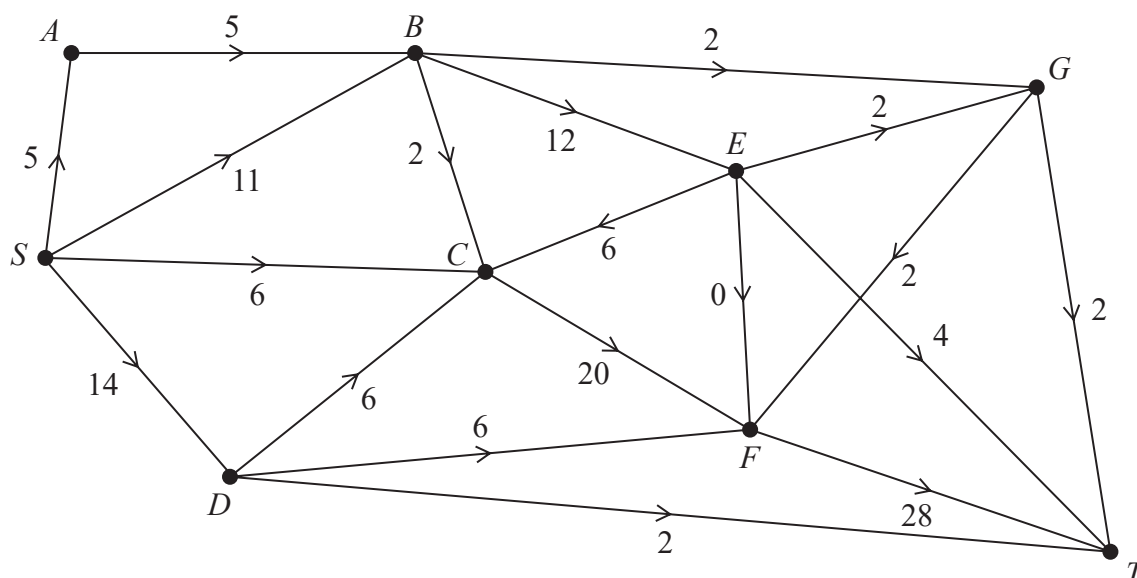


Figure 2

Figure 2 shows an initial flow through the same network.

- (c) State the value of the initial flow. (1)
- (d) By entering values along BC , CF and DT , complete the labelling procedure on Diagram 1 in the answer book. (2)
- (e) Use the labelling procedure to find a maximum flow through the network. You must list each flow-augmenting route you use, together with its flow. (3)
- (f) Use your answer to (e) to find a maximum flow pattern for this system of pipes and draw it on Diagram 2 in the answer book. (1)
- (g) Prove that the answer to (f) is optimal. (3)
- A vertex restriction is now applied to B so that no more than 16 litres per second can flow through it.
- (h) (i) Complete Diagram 3 in the answer book to show this restriction. (3)
- (ii) State the value of the maximum flow with this restriction.

(Total for Question 5 is 16 marks)

6.

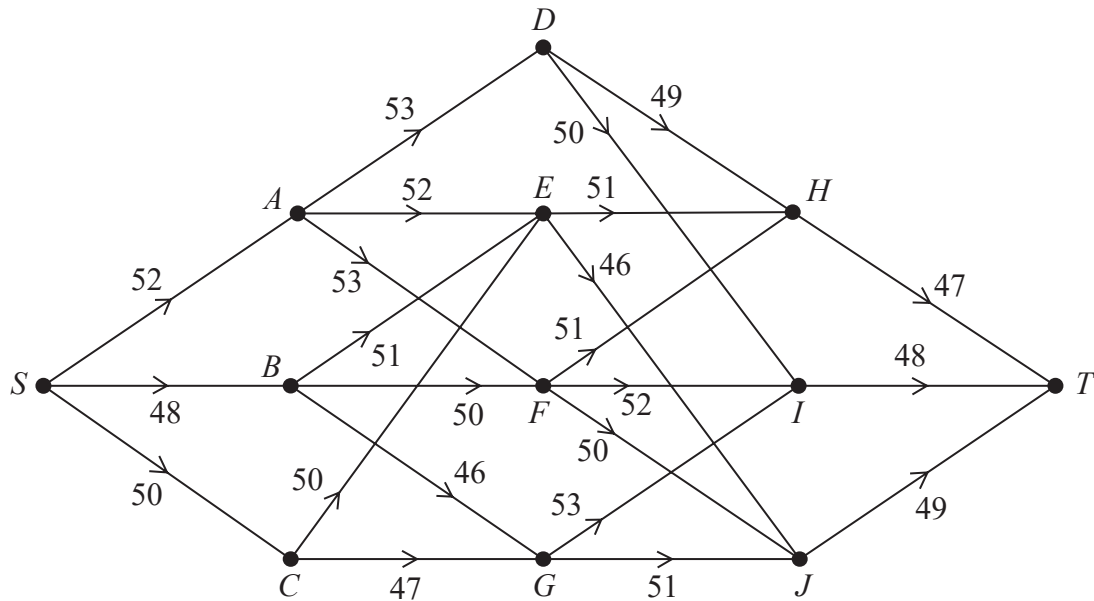


Figure 3

The staged, directed network in Figure 3 represents a series of roads connecting 12 towns, $S, A, B, C, D, E, F, G, H, I, J$ and T . The number on each arc shows the distance between these towns, in miles.

Bradley is planning a four-day cycle ride from S to T .

He plans to leave his home at S . On the first night he will stay at A, B or C , on the second night he will stay at D, E, F or G , on the third night he will stay at H, I or J , and he will arrive at his friend's house at T on the fourth day.

Bradley decides that the maximum distance he will cycle on any one day should be as small as possible.

- Write down the type of dynamic programming problem that Bradley needs to solve. (1)
- Use dynamic programming to complete the table in the answer book. (9)
- Hence write down the possible routes that Bradley could take. (2)

(Total for Question 6 is 12 marks)

7. Alexis and Becky are playing a zero-sum game.

Alexis has two options, Q and R. Becky has three options, X, Y and Z.

Alexis intends to make a random choice between options Q and R, choosing option Q with probability p_1 and option R with probability p_2

Alexis wants to find the optimal values of p_1 and p_2 and formulates the following linear programme, writing the constraints as inequalities.

$$\text{Maximise } P = V$$

where $V = 3 + \text{the value of the game to Alexis}$

$$\text{subject to } V \leq 6p_1 + p_2$$

$$V \leq 8p_2$$

$$V \leq 4p_1 + 2p_2$$

$$p_1 + p_2 \leq 1$$

$$p_1 \geq 0, p_2 \geq 0, V \geq 0$$

(a) Complete the pay-off matrix for Alexis in the answer book. (2)

(b) Use a graphical method to find the best strategy for Alexis. (6)

(c) Calculate the value of the game to Alexis. (1)

Becky intends to make a random choice between options X, Y and Z, choosing option X with probability q_1 , option Y with probability q_2 and option Z with probability q_3

(d) Determine the best strategy for Becky, making your method and working clear. (3)

(Total for Question 7 is 12 marks)

TOTAL FOR PAPER IS 75 MARKS

Please check the examination details below before entering your candidate information

Candidate surname

Other names

**Pearson Edexcel
Level 3 GCE**

Centre Number

--	--	--	--	--

Candidate Number

--	--	--	--	--

Time 1 hour 30 minutes

**Paper
reference**

9FM0/4D

Further Mathematics

Advanced

Paper 4D: Decision Mathematics 2

Answer Book

Do not return the question paper with the answer book.

Total Marks

Turn over ►

P66804A

©2021 Pearson Education Ltd.

1/1/1/1/



Pearson

1.

	1	2	3
A	53	–	62
B	48	57	59
C	55	63	58
D	69	49	–

DO NOT WRITE IN THIS AREA

DO NOT WRITE IN THIS AREA

DO NOT WRITE IN THIS AREA



DO NOT WRITE IN THIS AREA

Question 1 continued

Lined area for writing answers.

(Total for Question 1 is 6 marks)



DO NOT WRITE IN THIS AREA

DO NOT WRITE IN THIS AREA

DO NOT WRITE IN THIS AREA

2.



DO NOT WRITE IN THIS AREA



3.

	P	Q	R	S	Supply
A	18	19	17	13	28
B	16	15	14	19	43
C	21	17	22	23	29
D	16	20	19	21	36
Demand	25	41	40	30	

(a)

	P	Q	R	S
A				
B				
C				
D				

	P	Q	R	S
A				
B				
C				
D				

	P	Q	R	S
A				
B				
C				
D				

	P	Q	R	S
A				
B				
C				
D				



DO NOT WRITE IN THIS AREA

DO NOT WRITE IN THIS AREA

DO NOT WRITE IN THIS AREA

4.



DO NOT WRITE IN THIS AREA

Question 4 continued

Lined area for writing the answer to Question 4.



Question 4 continued

DO NOT WRITE IN THIS AREA

DO NOT WRITE IN THIS AREA

DO NOT WRITE IN THIS AREA



DO NOT WRITE IN THIS AREA

Question 4 continued

Lined area for writing answers.

(Total for Question 4 is 11 marks)



DO NOT WRITE IN THIS AREA

DO NOT WRITE IN THIS AREA

DO NOT WRITE IN THIS AREA

5.



Question 5 continued

(d)

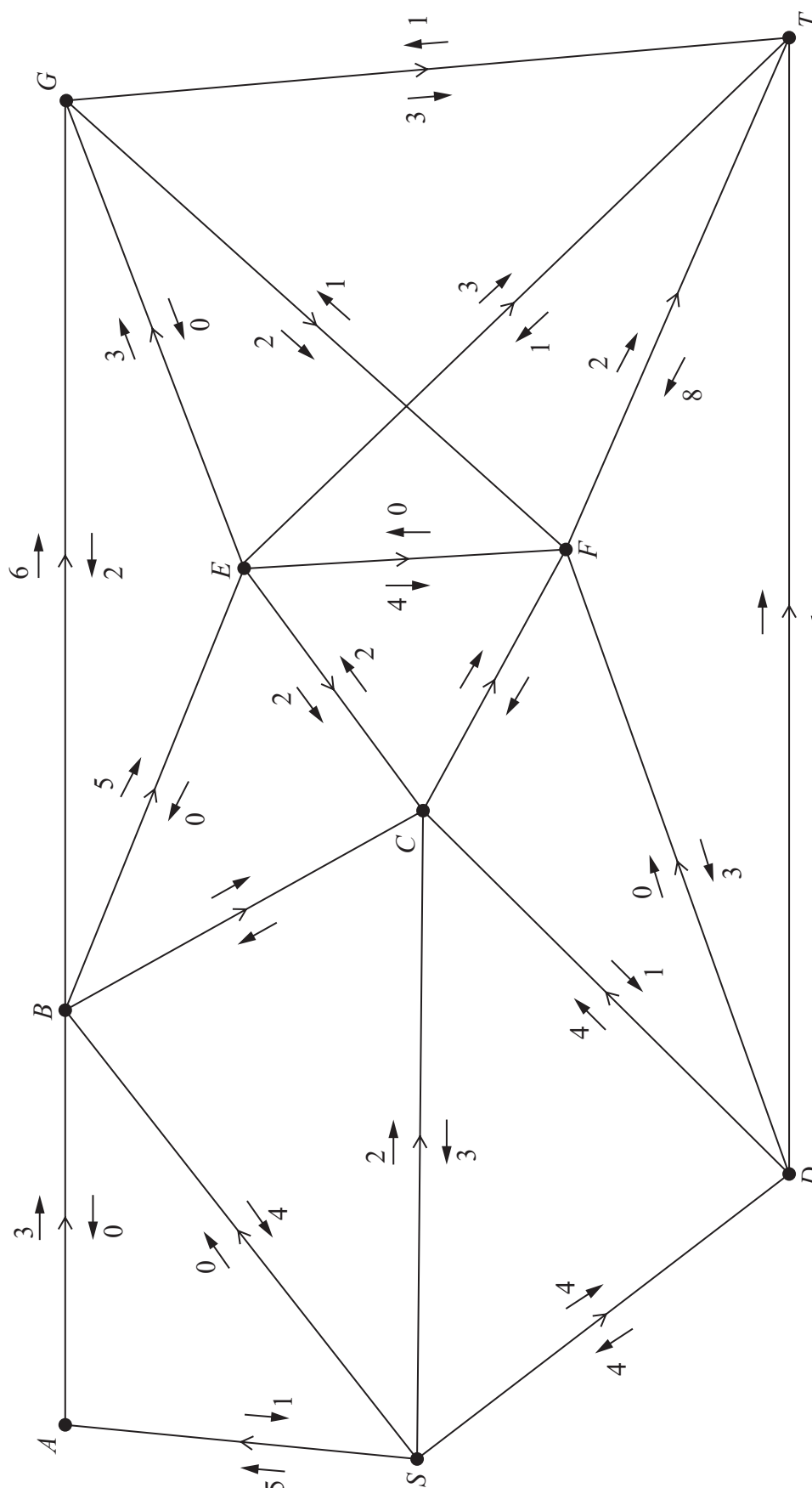


Diagram 1



Question 5 continued

DO NOT WRITE IN THIS AREA

DO NOT WRITE IN THIS AREA

DO NOT WRITE IN THIS AREA

(f)

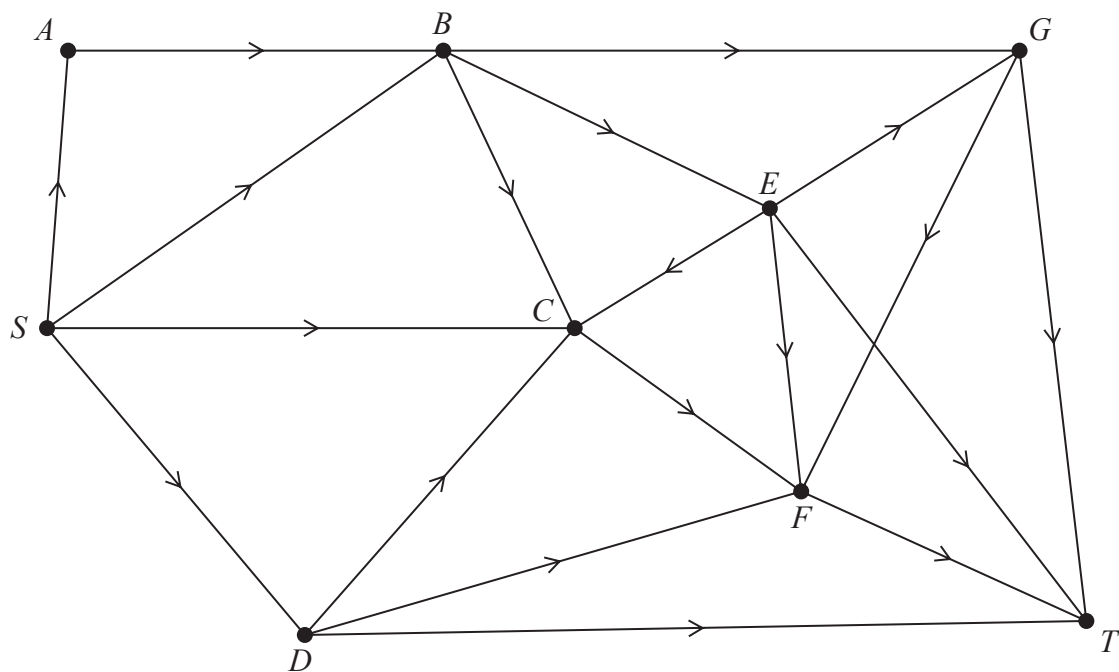


Diagram 2



Question 5 continued

(h)(i)

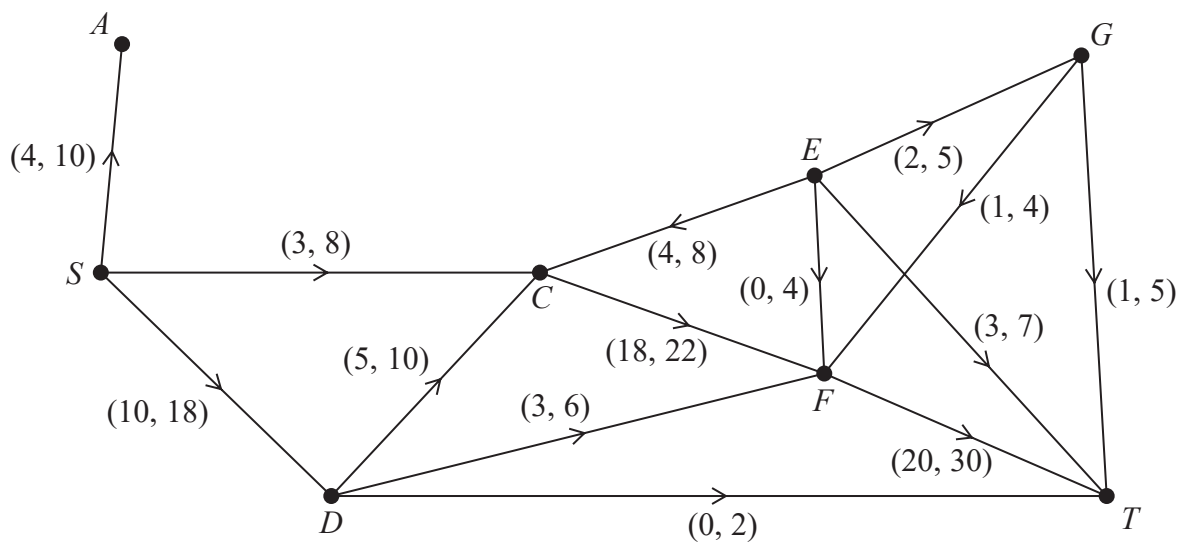


Diagram 3

(Total for Question 5 is 16 marks)



(a) _____

DO NOT WRITE IN THIS AREA

DO NOT WRITE IN THIS AREA

DO NOT WRITE IN THIS AREA

DO NOT WRITE IN THIS AREA

DO NOT WRITE IN THIS AREA

DO NOT WRITE IN THIS AREA

[illegible]

(Total for Question 6 is 12 marks)



7.

(a)

	Option X	Option Y	Option Z
Option Q			
Option R			



DO NOT WRITE IN THIS AREA

DO NOT WRITE IN THIS AREA

DO NOT WRITE IN THIS AREA

Question 7 continued

Lined area for writing the answer to Question 7.



Question 7 continued

DO NOT WRITE IN THIS AREA

DO NOT WRITE IN THIS AREA

DO NOT WRITE IN THIS AREA

(Total for Question 7 is 12 marks)

TOTAL FOR PAPER IS 75 MARKS

