

Pearson Edexcel Level 3 GCE

Friday 19 May 2023

Afternoon

Paper
reference

8FM0/28

Further Mathematics

**Advanced Subsidiary
Further Mathematics options
28: Decision Mathematics 2
(Part of option K only)**

You must have:

Mathematical Formulae and Statistical Tables (Green), calculator,
D2 Answer Book (enclosed)

Candidates may use any calculator allowed by Pearson regulations. Calculators must not have the facility for symbolic algebra manipulation, differentiation and integration, or have retrievable mathematical formulae stored in them.

Instructions

- Use **black** ink or ball-point pen.
- If pencil is used for diagrams/sketches/graphs it must be dark (HB or B).
- **Fill in the boxes** at the top of the answer book with your name, centre number and candidate number.
- Answer **all** questions and ensure that your answers to parts of questions are clearly labelled.
- Answer the questions in the answer book provided
– *there may be more space than you need.*
- You should show sufficient working to make your methods clear.
Answers without working may not gain full credit.
- Inexact answers should be given to three significant figures unless otherwise stated.
- Do not return the question paper with the D2 Answer Book.

Information

- A booklet 'Mathematical Formulae and Statistical Tables' is provided.
- The total mark for this part of the examination is 40. There are 4 questions.
- The marks for **each** question are shown in brackets
– *use this as a guide as to how much time to spend on each question.*

Advice

- Read each question carefully before you start to answer it.
- Try to answer every question.
- Check your answers if you have time at the end.

Turn over ►

P72814A

©2023 Pearson Education Ltd.
N:1/1/1/1/




Pearson

1. Five workers, A, B, C, D and E, are available to complete four tasks, P, Q, R and S.

Each worker can only be assigned to at most one task, and each task must be done by at most one worker.

Worker B cannot be assigned to task Q and worker E cannot be assigned to task S.

The time, in minutes, that each worker takes to complete each task is shown in the table below.

	P	Q	R	S
A	38	39	37	37
B	39	–	39	40
C	41	44	40	42
D	40	41	39	38
E	36	39	41	–

The Hungarian algorithm is to be used to find the least total time to complete all four tasks.

- (a) Explain how the table should be modified so that the Hungarian algorithm can be applied. (2)
- (b) (i) Use the Hungarian algorithm to obtain an allocation that minimises the total time.
- (ii) Explain how you determined if the table was optimal at each stage. (6)
- (c) Calculate the least total time to complete all four tasks. (1)

(Total for Question 1 is 9 marks)



2.

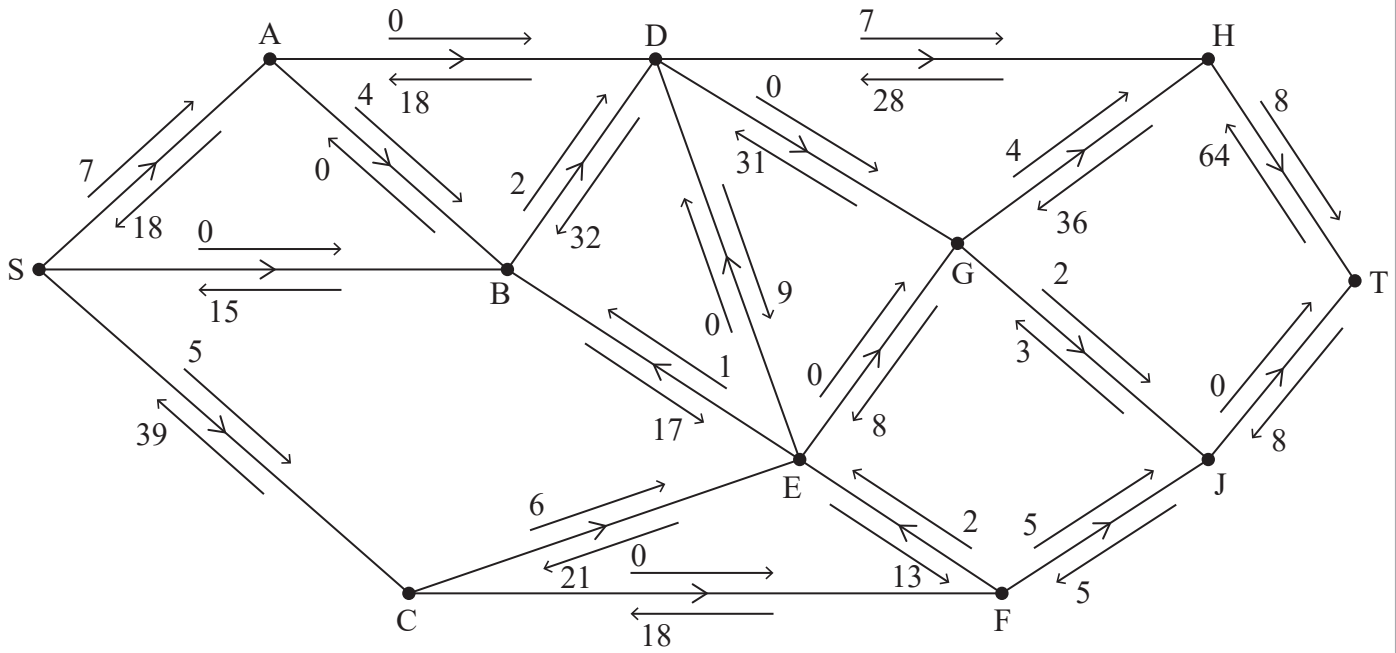


Figure 1

An engineer monitors a system of pipes through which a fluid flows from the source, S, to the sink, T.

The engineer initialises the labelling procedure for this system, and the excess capacities and potential backflows are shown on the arrows either side of each arc, as shown in Figure 1.

- (a) State the value of the initial flow. (1)
- (b) Obtain the capacity of the cut that passes through the arcs SA, SB, CE, FE and FJ. (1)
- (c) Use the labelling procedure to find a maximum flow through the network. You must list each flow-augmenting route you use, together with its flow. (3)
- (d) Use your answer to (c) to draw a maximum flow pattern on Diagram 1 in the answer book. (1)
- (e) Prove that the answer to (d) is optimal. (3)

(Total for Question 2 is 9 marks)



3. A two-person zero-sum game is represented by the following pay-off matrix for player A .

	B plays X	B plays Y
A plays Q	2	-2
A plays R	-1	5
A plays S	3	4
A plays T	0	2

(a) (i) Show that this game is stable.

(ii) State the value of this game to player B .

(3)

Option S is removed from player A 's choices and the reduced game, with option S removed, is no longer stable.

(b) Write down the reduced pay-off matrix for player B .

(1)

Let B play option X with probability p and option Y with probability $1 - p$.

(c) Use a graphical method to find the optimal value of p and hence find the best strategy for player B in the reduced game.

(6)

(d) (i) Find the value of the reduced game to player A .

(ii) State which option player A should never play in the reduced game.

(iii) Hence find the best strategy for player A in the reduced game.

(4)

(Total for Question 3 is 14 marks)



4. A sequence $\{u_n\}$, where $n \geq 0$, satisfies the recurrence relation

$$u_{n+1} = \frac{3}{2}u_n - 2n^2 - 4 \quad u_0 = k$$

where k is an integer.

(a) Determine an expression for u_n in terms of n and k .

(6)

Given that $u_{10} > 5000$

(b) determine the minimum possible value of k .

(2)

(Total for Question 4 is 8 marks)

TOTAL FOR DECISION MATHEMATICS 2 IS 40 MARKS



BLANK PAGE



BLANK PAGE



BLANK PAGE



Please check the examination details below before entering your candidate information

Candidate surname

Other names

Centre Number

Candidate Number

--	--	--	--	--

--	--	--	--	--

Pearson Edexcel Level 3 GCE

Friday 19 May 2023

Afternoon

Paper
reference

8FM0/28

Further Mathematics

**Advanced Subsidiary
Further Mathematics options
28: Decision Mathematics 2
(Part of option K only)**

D2 Answer Book

Do not return the question paper with the answer book.

Total Marks

Turn over ►

P72814A

©2023 Pearson Education Ltd.
N:1/1/1/1/



1. (a)

	P	Q	R	S
A	38	39	37	37
B	39	–	39	40
C	41	44	40	42
D	40	41	39	38
E	36	39	41	–

You may not need to use all of these tables or all the rows/columns in each table.

	P	Q	R	S	
A					
B					
C					
D					
E					

	P	Q	R	S	
A					
B					
C					
D					
E					

	P	Q	R	S	
A					
B					
C					
D					
E					



Question 1 continued

DO NOT WRITE IN THIS AREA

	P	Q	R	S
A				
B				
C				
D				
E				

	P	Q	R	S
A				
B				
C				
D				
E				

	P	Q	R	S
A				
B				
C				
D				
E				

	P	Q	R	S
A				
B				
C				
D				
E				

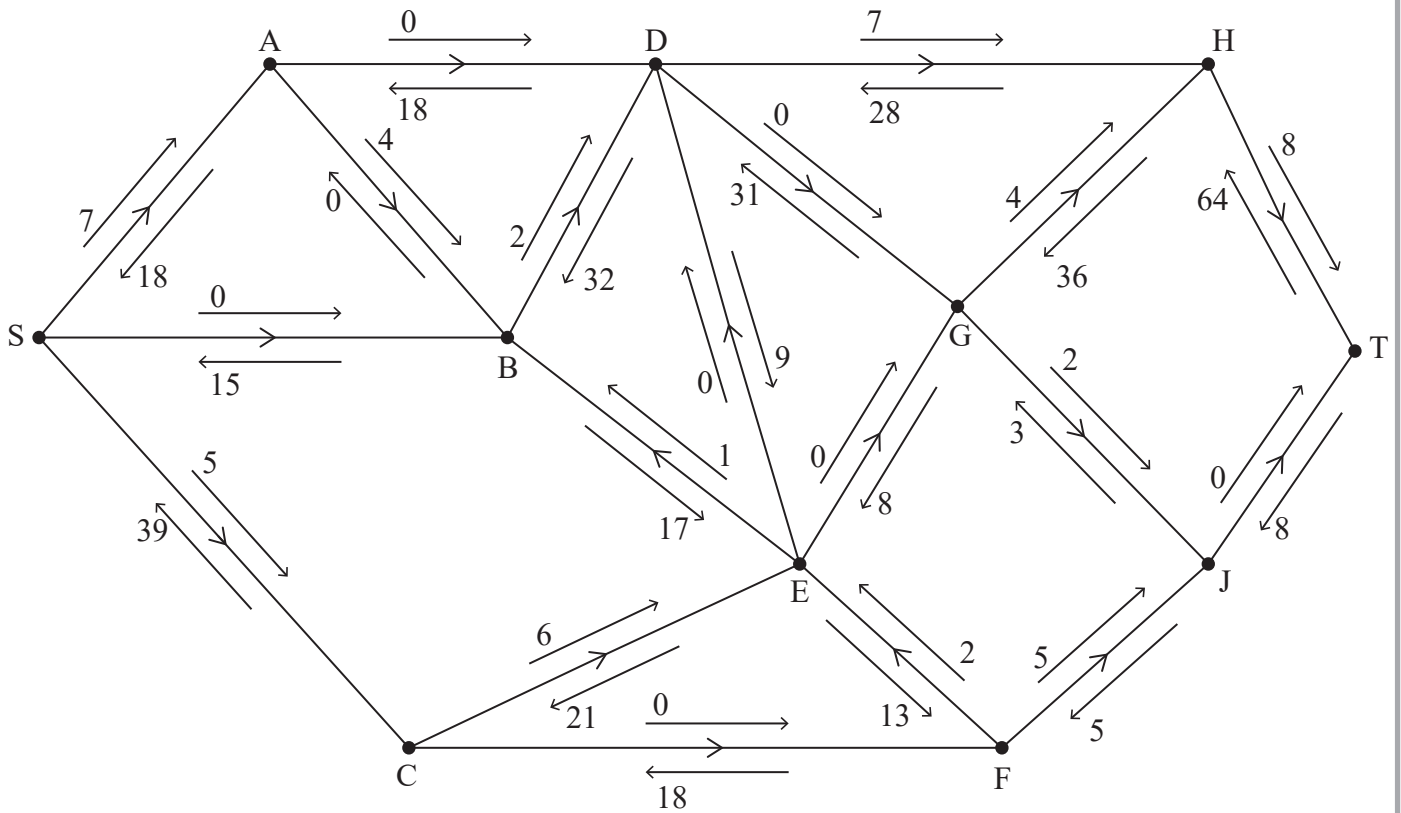
	P	Q	R	S
A				
B				
C				
D				
E				

(Total for Question 1 is 9 marks)



P 7 2 8 1 4 A 0 3 1 2

2.



DO NOT WRITE IN THIS AREA

DO NOT WRITE IN THIS AREA

DO NOT WRITE IN THIS AREA



Question 2 continued

DO NOT WRITE IN THIS AREA

DO NOT WRITE IN THIS AREA

DO NOT WRITE IN THIS AREA

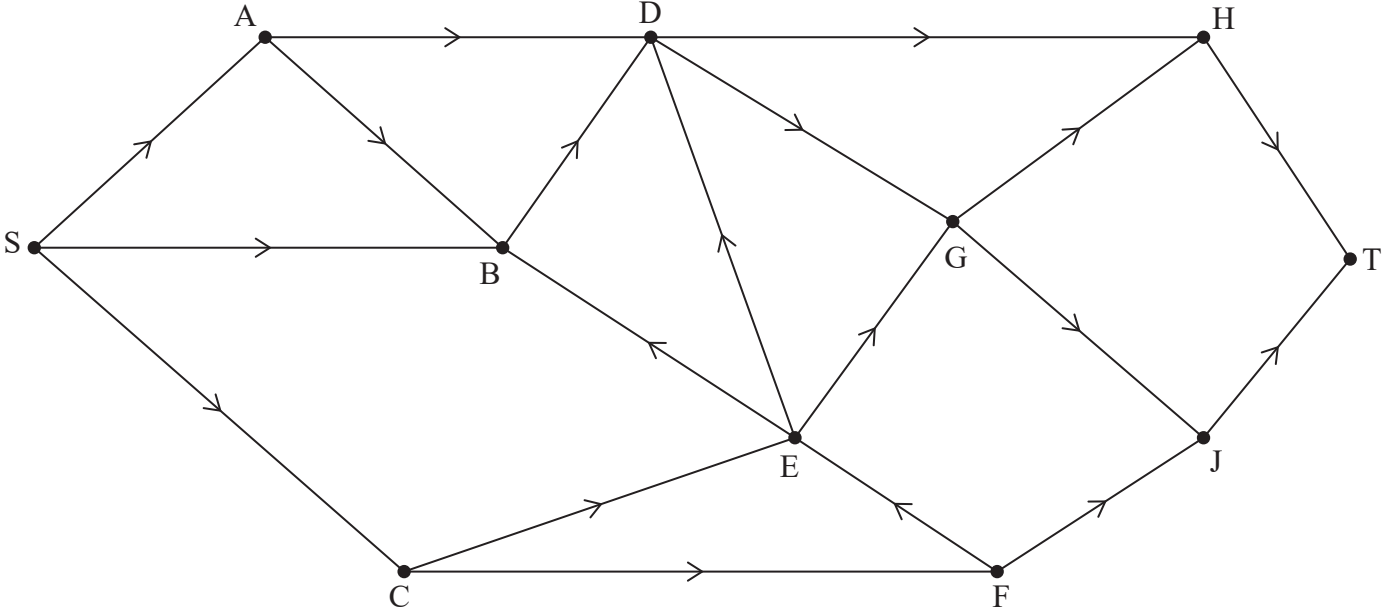


Diagram 1

(Total for Question 2 is 9 marks)



P 7 2 8 1 4 A 0 5 1 2

3.

	<i>B</i> plays <i>X</i>	<i>B</i> plays <i>Y</i>
<i>A</i> plays <i>Q</i>	2	-2
<i>A</i> plays <i>R</i>	-1	5
<i>A</i> plays <i>S</i>	3	4
<i>A</i> plays <i>T</i>	0	2

DO NOT WRITE IN THIS AREA

DO NOT WRITE IN THIS AREA

DO NOT WRITE IN THIS AREA



4.

Lined writing area for question 4.

DO NOT WRITE IN THIS AREA

DO NOT WRITE IN THIS AREA

DO NOT WRITE IN THIS AREA



Question 4 continued

DO NOT WRITE IN THIS AREA

DO NOT WRITE IN THIS AREA

DO NOT WRITE IN THIS AREA

(Total for Question 4 is 8 marks)

TOTAL FOR DECISION MATHEMATICS 2 IS 40 MARKS

