

Write your name here

Surname

Other names

Centre Number

Candidate Number

Edexcel GCE

Music Technology

Advanced

Unit 3: Music Technology Portfolio 2

Logbook and Declaration Form

Paper Reference

6MT03/01

You do not need any other materials.

Instructions to Teachers

- You must sign the declaration in Section B of this Logbook.
- The Portfolio, comprising Tasks 3A, 3B and 3C, must be presented for assessment as stereo recordings on ONE AUDIO CD, along with the Logbook and Declaration Form.
- Centres are reminded that each candidate submission should be presented on a separate CD (NOT on MiniDisc™ or cassette tape) and this must be clearly marked with the paper reference (6MT03/01), centre number, candidate name and candidate number.
- Task 3A must be presented as track 1, Task 3B as track 2, and Task 3C as track 3.
- Centres must retain backup copies of all candidate recordings for Tasks 3A, 3B and 3C and proprietary software files for all tasks.
- CDs must be checked before sending, and packaged so they will not be damaged in transit.
- The CD and Logbook with signed Declaration Form must be sent to the examiner to arrive by 15 May 2012.

Instructions to Candidates

- Use **black** ink or ball-point pen.
- **Fill in the boxes** at the top of this page with your name, centre number and candidate number.
- Answer **all** questions.
- Answer the questions in the spaces provided – *there may be more space than you need.*

Information for Candidates

- The questions in this booklet ask you for information which is essential for the examiner who assesses your work. **If you do not complete these questions, your work for Tasks 3A, 3B and 3C may not be fully credited.**
- You may wish to include additional relevant information about the techniques and processes you have used to complete the tasks.

Advice to Candidates

- **You are reminded of the importance of clear and orderly presentation in your answers.**

Turn over ►

W40437A

©2011 Edexcel Limited.

1/1



edexcel 
advancing learning, changing lives

Section A: Logbook

Answer all questions

Task 3A: Sequenced Integrated Performance

Show which one of the two prescribed songs you have used for your sequenced performance.

Song chosen:

1 Complete the following information about the equipment that you used when working on your sequenced performance:

(a) Computer and processor (e.g. MacBook Pro/Intel Core 2 duo)

(b) Main Digital Audio Workstation software, with version used (e.g. Cubase/Logic Studio/Sonar)

(c) Additional software, including plug-ins (e.g. Reason/Virtual Sound Canvas/Hypersonic)

(d) Audio/MIDI interface (e.g. MOTU 828)

(e) Other external hardware (e.g. sound module(s) or effects processors)

(f) Keyboard or other MIDI input device (e.g. M Audio Oxygen/V-Drums)

2 Complete the following information about the equipment that you used to complete your audio track capture.

(a) Microphones

.....

.....

.....

(b) Mixing desk and/or audio interface

.....

(c) Multi-track hard disk recorder or software

.....

(d) Effects and dynamic processors (hardware or software)

.....

.....

.....

(e) Monitoring equipment

.....

(f) Other equipment (e.g. DI box, pre amps)

.....

.....

3 Complete the table below to show how you have recorded each of your audio tracks.

Track	Instrument	Mic used/DI	Position and capture
1			
2			
3			

Task 3B: Multi-track Recording

Title of piece recorded, with details of composer/original band or artist:

.....
4 Complete the following information about the equipment that you used when working on your recording:

(a) Microphones

.....
.....
.....

(b) Mixing desk and/or audio interface

.....

(c) Multi-track hard disk recorder or software

.....

(d) Effects and dynamic processors (hardware or software)

.....
.....
.....

(e) Monitoring equipment

.....

(f) Other equipment (e.g. DI box, pre amps)

.....
.....

5 Using the space below, and continuing on a separate page if necessary, draw and label diagrams to show how you arranged the microphones you used. You may attach photographs if you prefer.



6 Complete the table below to show how you recorded each track.

Track	Instrument	Mic used/DI/ Overdubbed	Position and capture
1			
2			
3			
4			
5			
6			
7			
8			
9			
10			
11			
12			

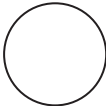
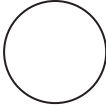
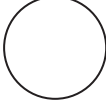





Track	Instrument	Mic used/DI/ Overdubbed	Position and capture
13			
14			
15			
16			
17			
18			
19			
20			
21			
22			
23			
24			

7 Complete the track sheet below.

Track Sheet

	Track 1	Track 2	Track 3	Track 4	Track 5	Track 6	Track 7	Track 8
Instrument / Voice								
EQ								
FX								
Dynamic processing								
Panning (L-R)	○	○	○	○	○	○	○	○
Level								

	Track 9	Track 10	Track 11	Track 12	Track 13	Track 14	Track 15	Track 16
Instrument / Voice								
EQ								
FX								
Dynamic processing								
Panning (L-R)	<input type="radio"/>	<input type="radio"/>	<input type="radio"/>	<input type="radio"/>	<input type="radio"/>	<input type="radio"/>	<input type="radio"/>	<input type="radio"/>
Level								

	Track 17	Track 18	Track 19	Track 20	Track 21	Track 22	Track 23	Track 24
Instrument / Voice								
EQ								
FX								
Dynamic processing								
Panning (L-R)								
Level								

Task 3C: Composing using Music Technology

Show which one of the three briefs you have used, and give the name of your composition.

Brief chosen:	
Title of composition:	

8 Complete the following information about the equipment that you used when working on your sequenced arrangement:

(a) Hardware (e.g. computer, keyboard etc.)

.....

.....

(b) Sequencing software (e.g. Cubase, Logic)

.....

.....

(c) Sound sources (e.g. GM, Hypersonic 2)

.....

.....

(d) Other software or resources (e.g. additional plug-ins, samples etc.)

.....

.....

.....

9 Explain how you have used music technology to develop and manipulate the sounds used in your composition by answering the following questions.

(a) Did you use any sample loops (e.g. drum loops, guitar riffs) in your composition?

Yes No

If yes, identify the loops that were used and where they came from.

(b) Did you use any individual samples (e.g. sound effects)?

Yes No

If yes, state what was used and where the samples came from (commercial library/ internet or did you record them yourself?)

(c) Did you use any synthesis?

Yes No

If yes, state what settings you changed to achieve the desired sounds. Also state where you have used real time manipulation.

(d) Did you use any recorded audio tracks?

Yes No

If yes, state what was recorded, how it was recorded, who played it, and whether it was improvised or not.

.....

.....

.....

.....

(e) Briefly describe any effects and processing you applied to the sounds you used in your composition.

.....

.....

.....

.....

(f) Briefly describe any MIDI editing or shaping you used to enhance the musicality of your sequencing.

.....

.....

.....

.....

.....

.....

.....

.....

Turn to page 14 for Section B: Declaration Form

Section B: Declaration Form

Teacher Declaration

The candidate's activities have been kept under controlled conditions and no assistance has been given apart from any that is acceptable under the scheme of assessment.

Signed		Print Name		Date		
Centre Name			Centre Number			
Contact Telephone Number			E-mail Address (print clearly)			

Candidate Declaration

I declare that I have produced the work for Unit 3: Music Technology Portfolio 2 within the controlled conditions and without any external assistance apart from that which is allowed under the scheme of assessment.

Signed		Print Name		Date		
---------------	--	-------------------	--	-------------	--	--

By signing the above declaration you agree to your coursework being used to support Professional Development, Online Support and Training of both Centre-Assessors and Edexcel Examiners. If you have any concerns regarding this please contact musicandmusictechnology@edexcel.com