



Leave  
blank

1. A young family were looking for a new 3 bedroom semi-detached house. A local survey recorded the price  $x$ , in £1000, and the distance  $y$ , in miles, from the station of such houses. The following summary statistics were provided

$$S_{xx} = 113\ 573, \quad S_{yy} = 8.657, \quad S_{xy} = -808.917$$

- (a) Use these values to calculate the product moment correlation coefficient. (2)

- (b) Give an interpretation of your answer to part (a). (1)

Another family asked for the distances to be measured in km rather than miles.

- (c) State the value of the product moment correlation coefficient in this case. (1)

---

---

---

---

---

---

---

---

---

---

---

---

---

---

---

---

---

---

---

---

---

---

---

---

---

---

---

---

---

---





2. The box plot in Figure 1 shows a summary of the weights of the luggage, in kg, for each musician in an orchestra on an overseas tour.

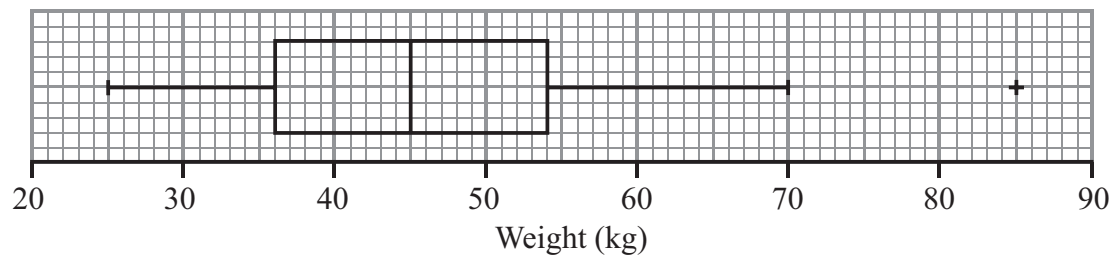


Figure 1

The airline's recommended weight limit for each musician's luggage was 45 kg. Given that none of the musicians' luggage weighed exactly 45 kg,

- (a) state the proportion of the musicians whose luggage was below the recommended weight limit.

---

---

**(1)**

A quarter of the musicians had to pay a charge for taking heavy luggage.

- (b) State the smallest weight for which the charge was made.

---

---

---

---

**(1)**

- (c) Explain what you understand by the + on the box plot in Figure 1, and suggest an instrument that the owner of this luggage might play.

---

---

---

---

---

---

---

---

---

---

**(2)**







**Question 2 continued**

Leave  
blank

Lined area for writing the answer to Question 2.





3. A student is investigating the relationship between the price ( $y$  pence) of 100g of chocolate and the percentage ( $x\%$ ) of cocoa solids in the chocolate. The following data is obtained

Chocolate brand	<i>A</i>	<i>B</i>	<i>C</i>	<i>D</i>	<i>E</i>	<i>F</i>	<i>G</i>	<i>H</i>
$x$ (% cocoa)	10	20	30	35	40	50	60	70
$y$ (pence)	35	55	40	100	60	90	110	130

(You may use:  $\sum x = 315$ ,  $\sum x^2 = 15\,225$ ,  $\sum y = 620$ ,  $\sum y^2 = 56\,550$ ,  $\sum xy = 28\,750$ )

- (a) On the graph paper on page 9 draw a scatter diagram to represent these data. (2)

- (b) Show that  $S_{xy} = 4337.5$  and find  $S_{xx}$ . (3)

The student believes that a linear relationship of the form  $y = a + bx$  could be used to describe these data.

- (c) Use linear regression to find the value of  $a$  and the value of  $b$ , giving your answers to 1 decimal place. (4)

- (d) Draw the regression line on your scatter diagram. (2)

The student believes that one brand of chocolate is overpriced.

- (e) Use the scatter diagram to
- (i) state which brand is overpriced,
  - (ii) suggest a fair price for this brand.
- Give reasons for both your answers. (4)

---

---

---

---

---

---

---

---

---

---

---

---

---

---

---

---

---

---

---

---

---

---

---

---

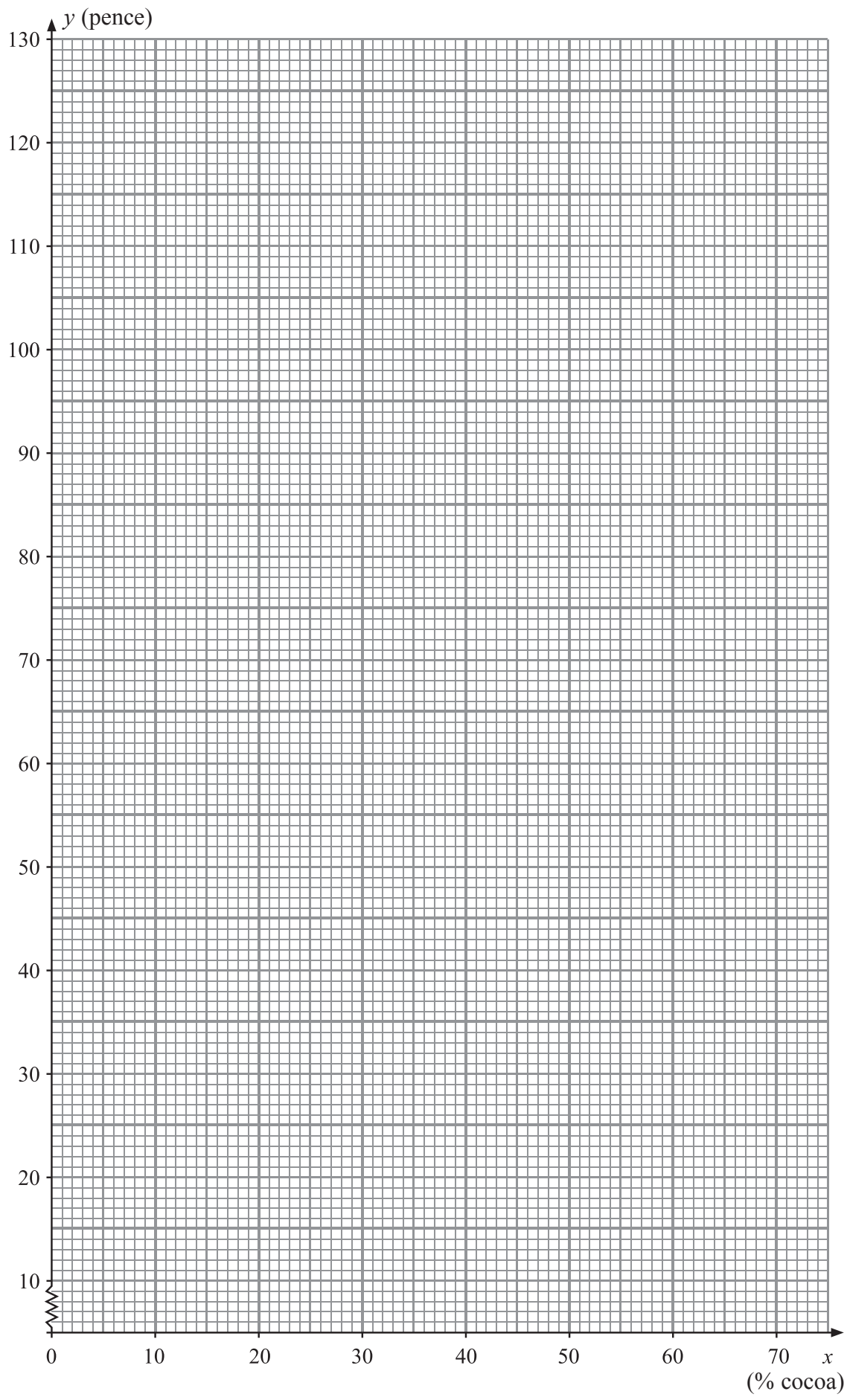
---





Question 3 continued

Leave blank











5.

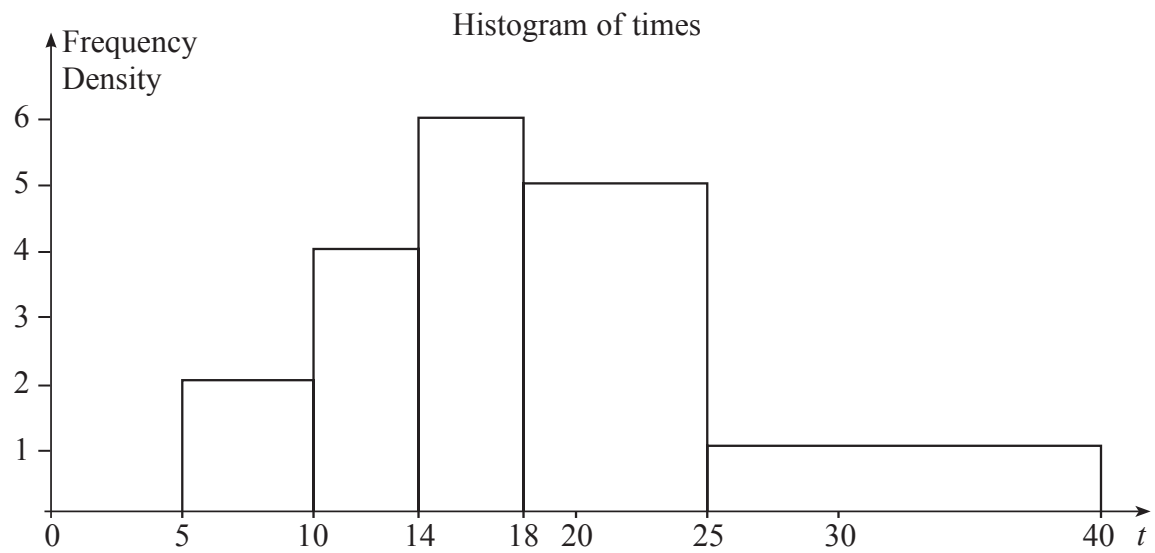


Figure 2

Figure 2 shows a histogram for the variable  $t$  which represents the time taken, in minutes, by a group of people to swim 500m.

(a) Complete the frequency table for  $t$ .

$t$	5–10	10–14	14–18	18–25	25–40
Frequency	10	16	24		

(2)

(b) Estimate the number of people who took longer than 20 minutes to swim 500m.

(2)

(c) Find an estimate of the mean time taken.

(4)

(d) Find an estimate for the standard deviation of  $t$ .

(3)

(e) Find the median and quartiles for  $t$ .

(4)

One measure of skewness is found using  $\frac{3(\text{mean} - \text{median})}{\text{standard deviation}}$ .

(f) Evaluate this measure and describe the skewness of these data.

(2)

---



---



---









Question 5 continued

Leave  
blank

Lined writing area for question 5 continuation.

(Total 17 marks)

Q5

Marking box for Q5.





Leave blank

**Question 6 continued**

24 horizontal lines for writing.

**Q6**

**(Total 7 marks)**



7. The random variable  $X$  has probability distribution

$x$	1	3	5	7	9
$P(X = x)$	0.2	$p$	0.2	$q$	0.15

(a) Given that  $E(X) = 4.5$ , write down two equations involving  $p$  and  $q$ . (3)

Find

(b) the value of  $p$  and the value of  $q$ , (3)

(c)  $P(4 < X \leq 7)$ . (2)

Given that  $E(X^2) = 27.4$ , find

(d)  $\text{Var}(X)$ , (2)

(e)  $E(19 - 4X)$ , (1)

(f)  $\text{Var}(19 - 4X)$ . (2)

---

---

---

---

---

---

---

---

---

---

---

---

---

---

---

---

---

---

---

---

---

---

---

---









**BLANK PAGE**

