

Paper Reference(s)

**6690/01**

**Edexcel GCE**

**Decision Mathematics D2**

**Advanced/Advanced Subsidiary**

Friday 11 June 2010 – Morning

Time: 1 hour 30 minutes

**Materials required for examination**

Nil

**Items included with question papers**

D2 Answer Book

**Candidates may use any calculator allowed by the regulations of the Joint Council for Qualifications. Calculators must not have the facility for symbolic algebra manipulation, differentiation and integration, or have retrievable mathematical formulae stored in them.**

### **Instructions to Candidates**

---

Write your answers for this paper in the D2 answer book provided.

In the boxes on the answer book, write your centre number, candidate number, your surname, initials and signature.

Check that you have the correct question paper.

Answer ALL the questions.

When a calculator is used, the answer should be given to an appropriate degree of accuracy.

Do not return the question paper with the answer book.

### **Information for Candidates**

---

Full marks may be obtained for answers to ALL questions.

The marks for individual questions and the parts of questions are shown in round brackets: e.g. (2).

There are 7 questions in this question paper. The total mark for this question paper is 75.

There are 8 pages in this question paper. The answer book has 16 pages. Any blank pages are indicated.

### **Advice to Candidates**

---

You must ensure that your answers to parts of questions are clearly labelled.

You should show sufficient working to make your methods clear to the Examiner.

Answers without working may not gain full credit.

Printer's Log. No.

**N35400A**



N 3 5 4 0 0 A

*Turn over*

**Write your answers in the D2 answer book for this paper.**

1. The table below shows the least costs, in pounds, of travelling between six cities, A, B, C, D, E and F.

	A	B	C	D	E	F
A	-	36	18	28	24	22
B	36	-	54	22	20	27
C	18	54	-	42	27	24
D	28	22	42	-	20	30
E	24	20	27	20	-	13
F	22	27	24	30	13	-

Vicky must visit each city at least once. She will start and finish at A and wishes to minimise the total cost.

- (a) Use Prim's algorithm, starting at A, to find a minimum spanning tree for this network. (2)
- (b) Use your answer to part (a) to help you calculate an initial upper bound for the length of Vicky's route. (1)
- (c) Show that there are two nearest neighbour routes that start from A. You must make your routes and their lengths clear. (3)
- (d) State the best upper bound from your answers to (b) and (c). (1)
- (e) Starting by deleting A, and all of its arcs, find a lower bound for the route length. (4)

**(Total 11 marks)**

---

2. A team of four workers, Harry, Jess, Louis and Saul, are to be assigned to four tasks, 1, 2, 3 and 4. Each worker must be assigned to one task and each task must be done by just one worker.

Jess cannot be assigned to task 4.

The amount, in pounds, that each person would earn while assigned to each task is shown in the table below.

	1	2	3	4
Harry	18	24	22	17
Jess	20	25	19	-
Louis	25	24	27	22
Saul	19	26	23	14

- (a) **Reducing rows first**, use the Hungarian algorithm to obtain an allocation that maximises the total amount earned by the team. You must make your method clear and show the table after each stage. (8)
- (b) State who should be assigned to each task and the total amount earned by the team. (2)

**(Total 10 marks)**

---

3. The table below shows the cost of transporting one block of staging from each of two supply points, X and Y, to each of four concert venues, A, B, C and D. It also shows the number of blocks held at each supply point and the number of blocks required at each concert venue. A minimal cost solution is required.

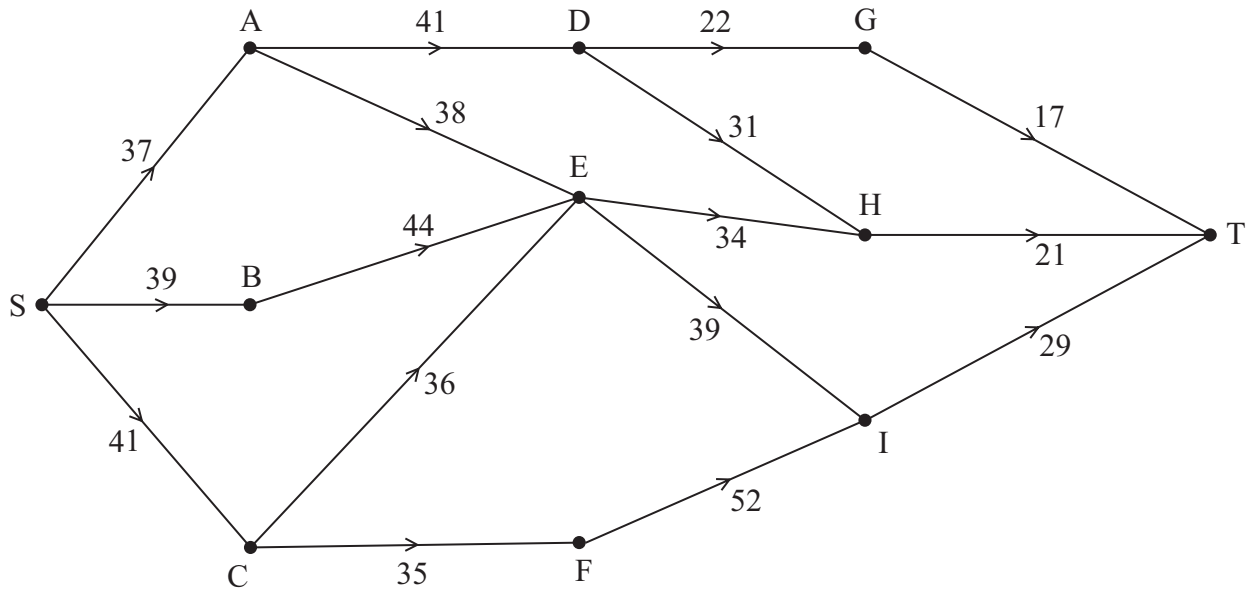
	A	B	C	D	Supply
X	28	20	19	16	53
Y	15	12	14	17	47
Demand	18	31	22	29	

- (a) Use the north-west corner method to obtain a possible solution. (1)
- (b) Taking the most negative improvement index to indicate the entering square, use the stepping stone method **twice** to obtain an improved solution. You must make your method clear by stating your shadow costs, improvement indices, routes, entering cells and exiting cells. (9)
- (c) Is your current solution optimal? Give a reason for your answer. (1)

**(Total 11 marks)**

---

4.



**Figure 1**

Figure 1 represents the maintenance choices a council can make and their costs, in £1000s, over the next four years.

The council wishes to minimise the greatest annual cost of maintenance.

- (a) Use dynamic programming to find a minimax route from S to T. (9)
- (b) State your route and the greatest annual cost incurred by the council. (2)
- (c) Calculate the average annual cost to the council. (2)

**(Total 13 marks)**

---

5.

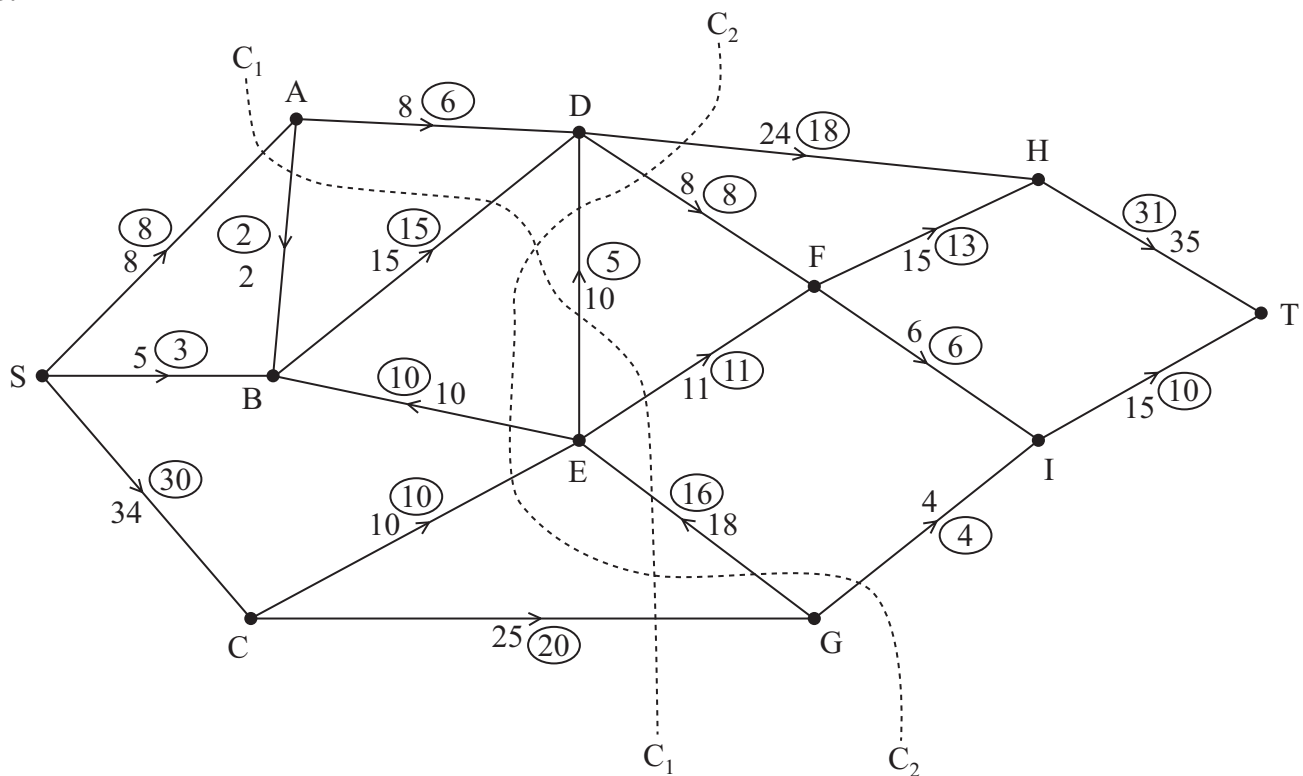


Figure 2

Figure 2 shows a capacitated, directed network. The number on each arc represents the capacity of that arc. The numbers in circles represent an initial flow.

- State the value of the initial flow. (1)
- State the capacities of cuts  $C_1$  and  $C_2$ . (2)
- By entering values along DH, FH, FI and IT, complete the labelling procedure on Diagram 1 in the answer book. (2)
- Using Diagram 1, increase the flow by a further 4 units. You **must** list each flow-augmenting route you use, together with its flow. (3)
- Prove that the flow is now maximal. (2)

**(Total 10 marks)**

6. The tableau below is the initial tableau for a linear programming problem in  $x$ ,  $y$  and  $z$ . The objective is to maximise the profit,  $P$ .

Basic Variable	$x$	$y$	$z$	$r$	$s$	$t$	Value
$r$	0	1	2	1	0	0	24
$s$	2	1	4	0	1	0	28
$t$	-1	$\frac{1}{2}$	3	0	0	1	22
$P$	-1	-2	-6	0	0	0	0

- (a) Write down the profit equation represented in the initial tableau. (1)
- (b) Taking the most negative number in the profit row to indicate the pivot column at each stage, solve this linear programming problem. Make your method clear by stating the row operations you use. (9)
- (c) State the final value of the objective function and of each variable. (3)

**(Total 13 marks)**

---

7. A two person zero-sum game is represented by the following pay-off matrix for player A.

	B plays 1	B plays 2	B plays 3
A plays 1	-4	5	1
A plays 2	3	-1	-2
A plays 3	-3	0	2

Formulate the game as a linear programming problem for player A. Write the constraints as inequalities and define your variables. (7)

**(Total 7 marks)**

---

**TOTAL FOR PAPER: 75 MARKS**

**END**

**BLANK PAGE**



Centre No.					Paper Reference						Surname	Initial(s)	
Candidate No.					<b>6</b>	<b>6</b>	<b>9</b>	<b>0</b>	<b>/</b>	<b>0</b>	<b>1</b>	Signature	

Paper Reference(s)

**6690/01**

**Edexcel GCE**

**Decision Mathematics D2**

**Advanced/Advanced Subsidiary**

Friday 11 June 2010 – Morning

**Answer Book**

**Do not return the question paper with the answer book.**

Examiner's use only		
<input type="text"/>	<input type="text"/>	<input type="text"/>
Team Leader's use only		
<input type="text"/>	<input type="text"/>	<input type="text"/>

Question Number	Leave Blank
1	<input type="checkbox"/>
2	<input type="checkbox"/>
3	<input type="checkbox"/>
4	<input type="checkbox"/>
5	<input type="checkbox"/>
6	<input type="checkbox"/>
7	<input type="checkbox"/>
	<input type="checkbox"/>
	<input type="checkbox"/>
	<input type="checkbox"/>
	<input type="checkbox"/>
	<input type="checkbox"/>
	<input type="checkbox"/>
	<input type="checkbox"/>
	<input type="checkbox"/>
	<input type="checkbox"/>
	<input type="checkbox"/>
	<input type="checkbox"/>
	<input type="checkbox"/>
	<input type="checkbox"/>
	<input type="checkbox"/>
	<input type="checkbox"/>
	<input type="checkbox"/>
Total	<input type="checkbox"/>

This publication may be reproduced only in accordance with Edexcel Limited copyright policy. ©2010 Edexcel Limited.

Printer's Log. No. **N35400A**  
W850/R6690/57570 4/5/5/5/3/



1. (a) and (b)

	A	B	C	D	E	F
A	-	36	18	28	24	22
B	36	-	54	22	20	27
C	18	54	-	42	27	24
D	28	22	42	-	20	30
E	24	20	27	20	-	13
F	22	27	24	30	13	-

---

---

---

---

---

---

---

---

---

---

---

---

(c)

	A	B	C	D	E	F
A	-	36	18	28	24	22
B	36	-	54	22	20	27
C	18	54	-	42	27	24
D	28	22	42	-	20	30
E	24	20	27	20	-	13
F	22	27	24	30	13	-

---

---

---

---

---



**Question 1 continued**

	A	B	C	D	E	F
A	-	36	18	28	24	22
B	36	-	54	22	20	27
C	18	54	-	42	27	24
D	28	22	42	-	20	30
E	24	20	27	20	-	13
F	22	27	24	30	13	-

---



---



---



---



---

(d) Best upper bound: \_\_\_\_\_

(e)

	A	B	C	D	E	F
A	-	36	18	28	24	22
B	36	-	54	22	20	27
C	18	54	-	42	27	24
D	28	22	42	-	20	30
E	24	20	27	20	-	13
F	22	27	24	30	13	-

---



---



---



---



---



---



---



---



---

**(Total 11 marks)**

**Q1**

--	--



2. You may not need to use all of these tables

(a)

	1	2	3	4
H				
J				
L				
S				

---

---

---

---

---

---

---

---

	1	2	3	4
H				
J				
L				
S				

---

---

---

---

---

---

---

---

	1	2	3	4
H				
J				
L				
S				

---

---

---

---

---

---

---

---

	1	2	3	4
H				
J				
L				
S				

---

---

---

---

---

---

---

---



Leave blank

**Question 2 continued**

	1	2	3	4
H				
J				
L				
S				

	1	2	3	4
H				
J				
L				
S				

	1	2	3	4
H				
J				
L				
S				

---

---

---

---

---

---

---

---

---

---

---

---

---

---

---

---

---

---

---

---

---

---

---

---

---

(b)

Worker	Task
Harry	
Jess	
Louis	
Saul	

£ \_\_\_\_\_

**(Total 10 marks)**

**Q2**

--	--



3. (a)

	A	B	C	D	Supply
X					53
Y					47
Demand	18	31	22	29	

(b) *You may not need to use all of these tables*

	A	B	C	D
X				
Y				

---

---

---

---

---

---

---

---

	A	B	C	D
X				
Y				

---

---

---

---

---

---

---

---

	A	B	C	D
X				
Y				

---

---

---

---

---

---

---

---

	A	B	C	D
X				
Y				

---

---

---

---

---

---

---

---

	A	B	C	D
X				
Y				

---

---

---

---

---

---

---

---



**Question 3 continued**

Leave  
blank

	A	B	C	D
X				
Y				

	A	B	C	D
X				
Y				

	A	B	C	D
X				
Y				

	A	B	C	D
X				
Y				

(c)

---

---

---

---

---

---

---

---

---

---

---

---

---

---

---

---

**(Total 11 marks)**

**Q3**

7

Turn over



N 3 5 4 0 0 A 0 7 1 6





Question 4 continued

Stage	State	Action	Destination	Value

(b) Route: \_\_\_\_\_  
Greatest annual cost: \_\_\_\_\_

(c)  
\_\_\_\_\_  
\_\_\_\_\_  
\_\_\_\_\_  
\_\_\_\_\_  
\_\_\_\_\_  
\_\_\_\_\_  
\_\_\_\_\_  
\_\_\_\_\_  
\_\_\_\_\_  
\_\_\_\_\_  
\_\_\_\_\_  
\_\_\_\_\_  
\_\_\_\_\_  
\_\_\_\_\_  
\_\_\_\_\_

(Total 13 marks)

Q4

--	--



5. (a) Value of initial flow: \_\_\_\_\_

(b) Capacity of  $C_1$ : \_\_\_\_\_

Capacity of  $C_2$ : \_\_\_\_\_

(c)

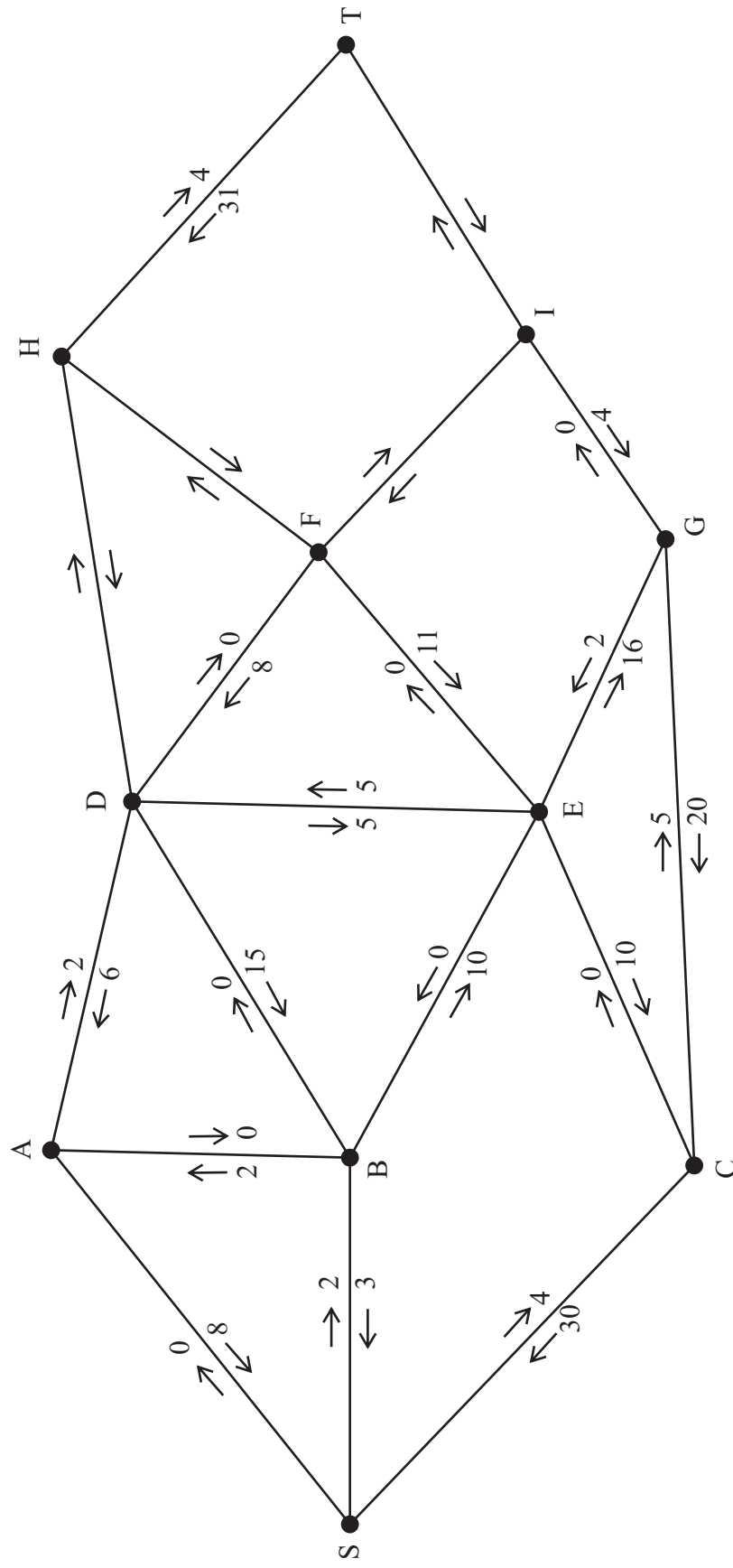


Diagram 1

Leave blank



**Question 5 continued**

Leave  
blank

(d)

---

---

---

---

---

---

---

---

---

---

---

---

---

---

---

---

---

---

---

---

---

---

---

---

(e)

---

---

---

---

---

---

---

---

---

---

---

---

---

---

---

---

---

---

---

---

---

---

---

---

**(Total 10 marks)**

**Q5**

--	--



6. (a)

---



---



---

b.v.	$x$	$y$	$z$	$r$	$s$	$t$	Value
$r$	0	1	2	1	0	0	24
$s$	2	1	4	0	1	0	28
$t$	-1	$\frac{1}{2}$	3	0	0	1	22
$P$	-1	-2	-6	0	0	0	0

You may not need to use all of these tableaux

(b)

b.v.	$x$	$y$	$z$	$r$	$s$	$t$	Value	Row Ops
$P$								

b.v.	$x$	$y$	$z$	$r$	$s$	$t$	Value	Row Ops
$P$								

b.v.	$x$	$y$	$z$	$r$	$s$	$t$	Value	Row Ops
$P$								



Leave blank

Question 6 continued

b.v.	$x$	$y$	$z$	$r$	$s$	$t$	Value	Row Ops
$P$								

b.v.	$x$	$y$	$z$	$r$	$s$	$t$	Value	Row Ops
$P$								

b.v.	$x$	$y$	$z$	$r$	$s$	$t$	Value	Row Ops
$P$								

(c)

---

---

---

---

---

---

---

---

---

---

---

---

---

---

---

---

---

---

---

---

---

---

---

---

(Total 13 marks)

Q6







**BLANK PAGE**

