

BTEC Tech Award in



Travel and Tourism

Your Key Stage 4 BTEC for schools

Included on 2020, 2021 and 2022 performance tables in England and Northern Ireland

The skills to succeed – the confidence to progress



What's inside your guide?

Section 1: Introducing BTEC Tech Awards

| | |
|---|----|
| New to BTEC at Key Stage 4? | p4 |
| Introducing the BTEC Tech Award in Travel and Tourism | p5 |

Section 2: Teaching BTEC Tech Awards

| | |
|----------------------------|-----|
| How does the course work? | p7 |
| Component 1 | p8 |
| Component 2 | p10 |
| Component 3 | p12 |
| Your support: an overview | p14 |
| Your support: Student Book | p16 |

Section 3: Get set for assessment

| | |
|-----------------------------|-----|
| How does assessment work? | p18 |
| How does grading work? | p22 |
| Your support for assessment | p24 |

Section 4: Recognising student achievement

| | |
|--|-----|
| How do BTEC Tech Awards fit into Progress 8? | p25 |
| Where can BTEC Tech Awards take your students? | p27 |

Introducing BTEC Tech Awards

In this section

- » What are BTECs?
- » What are the BTEC Tech Awards?
- » Why is the BTEC Tech Award in Travel and Tourism the best option for my students?



New to BTEC at Key Stage 4?

What are BTECs?

Chosen by **over a million students** every year, BTECs are vocational qualifications designed to help your students succeed. Students develop knowledge and understanding through **applying their learning to work-related contexts**, and gain the **skills they need** for further study and employment.

What are BTEC Tech Awards?

Designed **specifically for schools**, BTEC Tech Awards are Level 1 and Level 2 qualifications. Complementing GCSEs and providing a first glimpse into a professional sector, these qualifications assess students through scenario-based external assessments rather than traditional exam formats.

BTEC Tech Awards have been specifically designed:



for 14–16 year olds in schools



to give students a hands-on taste of the sector, and the skills and confidence to take their next steps



to count in the 'open group' of Progress 8.

Why choose the BTEC Tech Award in Travel and Tourism?

- Content to **interest and engage** your KS4 travel and tourism students.
- **Planning and teaching made simple:** all the support materials you need and a travel and tourism specialist on hand to answer your questions.
- **Clear progression** onto Level 3 study for students who want to explore travel and tourism further.
- **Differentiated grading** across both Level 1 and Level 2, with mapping to the new 9–1 GCSE grades.

Read on to find out more

Teaching BTEC Tech Awards

In this section...

- » How does the course work?
- » How does Component 1 work?
- » How does Component 2 work?
- » How does Component 3 work?
- » Your support for teaching BTEC Tech Awards

How does the course work?

The course is made up of **three components**: two that are internally assessed and one that's externally assessed.

Our three-block structure, **explore, develop and apply**, has been developed to allow students to build on and embed their knowledge. This allows them to grow in confidence and then put into practice what they have learned.

Our assessment structure is also designed so that students can build on what they learn, and develop their skills, as they move through the course.



Component 1: Explore

Travel and Tourism Organisations and Destinations

Explore



Component 1

Travel and Tourism Organisations and Destinations

Aim: examine the types and aims of travel and tourism organisations and different travel destinations

Assessment: internally assessed assignment(s)

Weighting: 30% of total course

During Component 1, your students will learn about:

- the travel and tourism sector and tourist destinations
- the type and purpose of different travel and tourism organisations
- the importance of travel and tourism to the UK
- different types of holidays and reasons for travel



For more information on the content in this component and assessment examples visit: quals.pearson.com/btectecharwardtt and explore Section 3 of the specification.

Component 2: Develop

Influences on Global Travel and Tourism

Develop



Component 2

Influences on Global Travel and Tourism

Aim: investigate global travel and tourism and its impact on global destinations

Assessment: externally assessed written paper that requires learners to apply their knowledge and understanding of the factors influencing tourism and the impact of tourism on destinations and destination management

Weighting: 40% of total course

During Component 2, your students will investigate:

- factors influencing the travel and tourism industry
- sustainability and destination management
- the impact of global tourism on local communities, the economy and the environment
- tourism development



For more information on the content in this component and assessment examples visit: quals.pearson.com/btecteawardtt and explore Section 3 of the specification.

Component 3: Apply

Customer Needs in Travel and Tourism

Apply



Component 3

Customer Needs in Travel and Tourism

Aim: understand how organisations use market research within the travel and tourism industry

Assessment: internally assessed synoptic assignments

Weighting: 30% of total course

During Component 3 your students will:

- investigate how travel and tourism organisations use research to identify customer needs
- explore the range of products offered by travel and tourism organisations
- consider how organisations respond to market trends to meet customer needs
- plan a holiday to meet customer needs and preferences



For more information on the content in this component and assessment examples visit: quals.pearson.com/btecteawardtt and explore Section 3 of the specification.

Your support for teaching: **overview**

Free support

Course materials

There are lots of materials available on our website to support your planning and delivery, including:

- Course Planners for 1 and 2 years
- Schemes of Work for each component
- Assessment materials: SAMs, Authorised Assignment Briefs, and Sample Marked Learner Work across all levels for internally assessed components.

quals.pearson.com/btecteawardtt

Training events

We are running Getting Ready to Teach events to help you feel confident teaching and assessing this new qualification.

quals.pearson.com/training

Travel and Tourism Subject Advisor

Your Travel and Tourism Subject Advisor, Victoria Fowell, is always on hand if you have any queries. Get in touch at:

<https://support.pearson.com/uk/s/qualification-contactus>

☎ 0333 016 4060



Paid-for resources

Every lesson made simple



Step 1:
Scheme of Work

Every lesson covered

Our resources are built around the free Schemes of Work and cover every lesson from all three components, to make planning and teaching simple.



Step 2:
Student Book

Every lesson in one spread

Each lesson in the Scheme of Work has a corresponding two-page spread in the Student Book, with all the content you need to teach that lesson, as well as activities, case studies and assessment practice. See pages 16–17.

Learn more about our resources at:
www.pearsonschools.co.uk/traveltechres

Your support for teaching: Student Book

Each two-page spread within this Student Book covers a one hour lesson from the free scheme of work.

A warm-up task, to get students thinking and engaging with the topic.

Contains a handy definition of key words, phrases or concepts – useful for revision.

COMPONENT 1

LEARNING AIM A

Travel and tourism organisations (1)

GETTING STARTED

Working in pairs, list as many different travel and tourism organisations as you can think of, for example: airline, travel agent. Now compare your list with another pair; how many different types of organisation did you think of?

The travel and tourism sector is made up of lots of different organisations. It is important to understand the different types of organisation, their purpose and how they each contribute to the travel and tourism sector, for example in creating employment opportunities.

Travel and tourism is one of the world's largest and most exciting industries and it continues to grow year on year. Many different organisations are involved with the travel and tourism sector, not just airlines and travel agents (Figure 1.1).

Figure 1.1: How many examples of each type of travel and tourism organisation can you think of?

KEY TERMS

Package holidays are holidays where the price includes at least two components, for example air, rail or coach transport to get you to your destination, plus at least one night's accommodation.

Ground transport moves visitors and travellers when they are not flying between destinations, for example a transfer from the airport to a hotel.

ACTIVITY

Working in a small group, discuss any holidays that you have been on. Think about where you went, what you did when you were there and how the holiday was booked. Did you go on a **package holiday** or were the different components all booked separately? Did you use a tour operator?

Tour operators

Many holidays are organised and provided through a tour operator. Tour operators have contracts with different travel and tourism organisations, such as hotels, airlines and **ground transport** operators. They are able to contract large numbers of hotel rooms and flights at discounted prices and then assemble a single package containing the transport, accommodation, transfers, excursions and trips. These can then be sold to customers either through travel agents, or directly by the tour operator themselves, for example online or through a call centre.

TRAVEL AND TOURISM ORGANISATIONS AND DESTINATIONS

The UK has a large number of tour operators which help to contribute to the UK economy. Some of the largest are shown in Table 1.1.

Table 1.1: Large UK tour operators

| Tour operator | Description | Website |
|-----------------|---|--|
| TUI UK | One of the UK's leading travel brands | www.tui.co.uk |
| Jet2holidays | Package holidays to sun destinations from 9 UK airports | www.jet2holidays.com |
| Thomas Cook | Over 175 years old, is one of the oldest leisure travel organisations | www.thomascook.com |
| Inghams | One of the UK's leading specialist tour operators | www.ingham.co.uk |
| Virgin Holidays | Specialising in the USA and the Caribbean | www.virginholidays.co.uk |

Some of the larger tour operators also provide their own holiday components. For example, Thomas Cook, TUI and Jet2 operate their own airlines. TUI and Thomas Cook also own and run their own hotels and resorts across the world.

Some tour operators provide a broad range of package holidays and travel options for large numbers of customers, for example summer and winter sun beach holidays and city breaks.

Other tour operators provide more specialist products, designed to appeal to a smaller but more specialist market, for example responsible tourism, adventure travel or health and fitness holidays.

ACTIVITY

Working in a small group, use copies of different holiday brochures to explore what goes into the different types of package holiday organised by a tour operator. Now, complete the following tasks.

1

Produce a short definition of a tour operator.

2

Describe the role of a typical tour operator.

3

How might a tour operator help to contribute to the UK economy?

CHECK MY LEARNING

1

Describe to your partner what a tour operator does.

2

Now make a list of as many named tour operators as you can think of.

This is the main lesson activity, which is designed to build students' understanding of the topics and how they will be assessed.

This is the lesson plenary, helping learners to reflect back on the lesson objectives – could be used for class discussion or homework.

Download a sample chapter at:
www.pearsonschools.co.uk/traveltechres

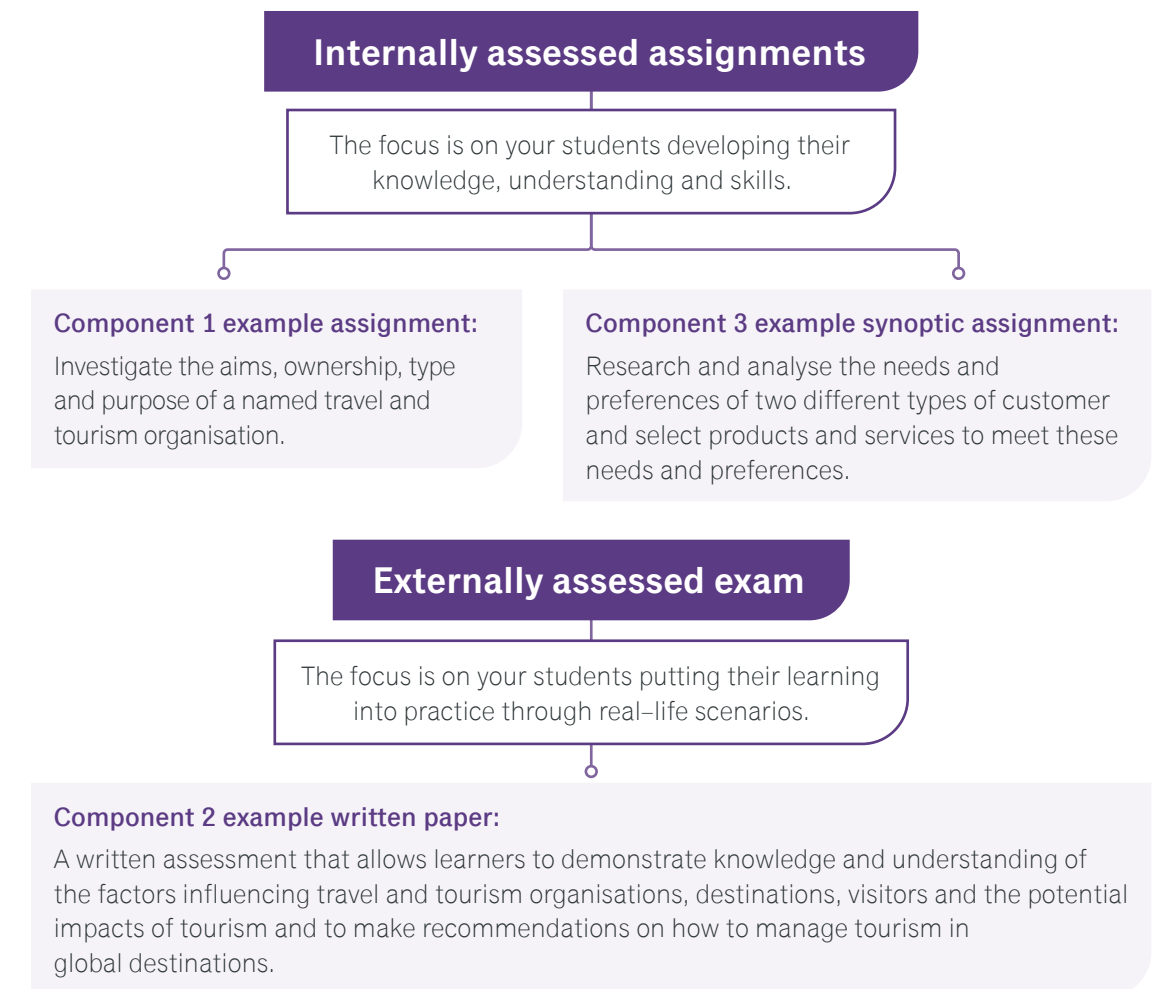
Get set for assessment

In this section...

- » Why the combination of internal and external assessment?
- » How does assessment work?
- » How does grading work?
- » Your support for assessment

Why the combination of internal and external assessment?

The combination of internal and external assessment means your students will develop the knowledge, understanding and skills they need and then have the opportunity to put this learning into practice through real-life scenarios.



How does the internal assessment work?

Retaining the BTEC approach

Internal assessment

We've retained the well-established BTEC approach, adapted to fit the specific needs of this qualification. Authorised Assignment Briefs (AAB) are provided and these can be used or modified, if modified the Assignment Brief (AB) must be Internally Verified (IV). Then the AB is given to the students with hand-in date and the assessment is internally and externally verified.

Can my students resubmit?

There will be one opportunity to resubmit improved evidence, once approved with your Lead Internal Verifier.

- ✓ One re-submission
- ✓ One retake (with a new Assignment Brief)



Why do we use verification?

We have chosen to verify rather than moderate our assignments; this means you can receive feedback on individual students and understand and track their performance at every stage – avoiding any last minute surprises.



Want to know more?

More detail on internal assignments is in section 5 of your specification.

quals.pearson.com/btectecharwardtt

How does the external assessment work?

We realise that BTEC students should be assessed in a way that suits vocational learning. That's why our new Tech Awards use scenario-based external assessments rather than traditional exam formats.

When can my students take the external assessment?

There is one externally assessed component (Component 2), designed to be synoptic (drawing together knowledge from the previous components) and taken near the end of the course. This is a 1 hour 30 minute exam to be taken in February or May/June.

Can my students resit?

Your students will have one opportunity to resit.

- ✓ One resit



External synoptic assessment via 1hr 30min exam in a winter or summer session.



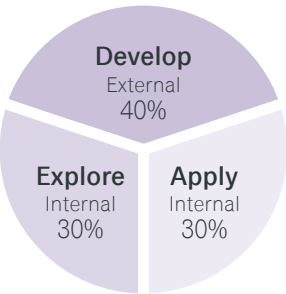
Want to see an example assessment?

See the sample assessment material (SAM) on our website.

quals.pearson.com/btectecharwardtt

How does the grading work?

Students achieve a grade for each component, which are allocated points. At the end of the course, we calculate the final grade by adding the points from each component, and matching this against the qualification grade point thresholds.



| Internally assessed | | Externally assessed | Final qualification grade |
|---------------------|---|---------------------|---------------------------|
| Explore – 30% | + | Apply – 30% | |
| PASSED ☑ | | PASSED ☑ | |

| + | Develop – 40% | = | Final qualification grade |
|---|---------------|---|---------------------------|
| | PASSED ☑ | | |

| Example | | | Final Grade Level 2 – Merit |
|-----------------------|-----------------------------|-----------------------|--------------------------------|
| 29 Points | 38 Points | 38 Points | |
| Grade Level 2 – Merit | Grade Level 2 – Distinction | Grade Level 2 – Merit | |

i For more information on internal and external grading see section 8 of the specification.
quals.pearson.com/btecteawardtt



Full grading

Our qualification goes from Level 1 Pass to Level 2 Distinction* to ensure all students' achievements are recognised. Students need to achieve a L1 Pass or above in each of the three components to achieve the qualification.



Qualification grade point thresholds

| |
|-----------------------------------|
| Level 2 Distinction* · 114 points |
| Level 2 Distinction · 105 points |
| Level 2 Merit · 92 points |
| Level 2 Pass · 72 points |
| Level 1 Distinction · 58 points |
| Level 1 Merit · 44 points |
| Level 1 Pass · 30 points |

i For more information on grading see section 8 of the specification.
quals.pearson.com/btecteawardtt

Your support for assessment



Sample Assessment Material

You can download Sample Assessment Material for Component 3 from our website, to give you an idea of what the exam will look like. This also includes a mark scheme and marking guidance, so that you can see what is required from your students at each level.

quals.pearson.com/btectecharawdtt



Authorised Assignment Briefs

You can download Authorised Assignment Briefs for each of the Learning Aims of Components 1 and 2 from our website. You can use these with your students as they are, tailor them to fit your students, or use them as inspiration to develop your own briefs.

quals.pearson.com/btectecharawdtt



Sample Marked Learner Work

You can download Sample Marked Learner Work from our website. This will give you an example of students' responses at L1P, L1M, L1D, L2P, L2M, L2D grades. Component 3 Sample Marked Learner Work will also be provided with full commentary from examiners.

quals.pearson.com/btectecharawdtt



Paid-for resources


We are also developing resources to support you, and help your students reach their full potential. Our Student Book and ActiveLearn Digital Service will both include specific activities on preparing for assessment.

See pages 14–17 of this guide to find out more

Recognising student achievement

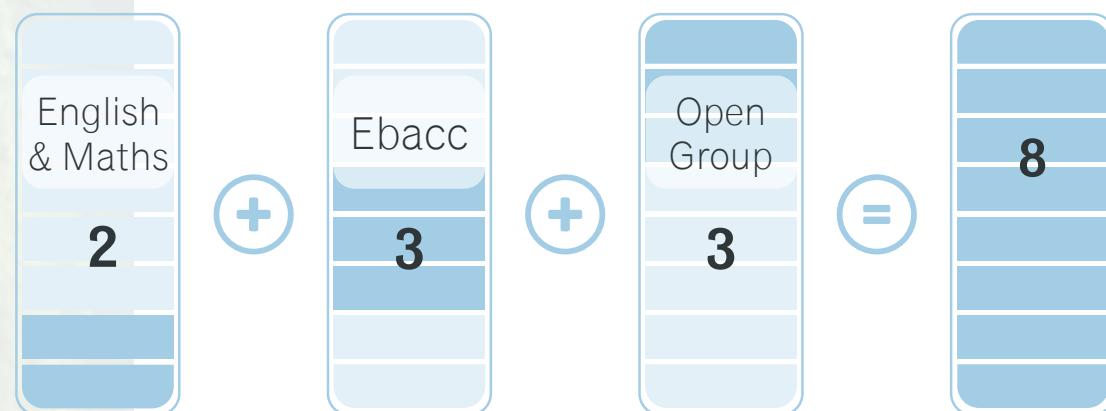
In this section...

- » How does the BTEC Tech Award fit into Progress 8?
- » Where can a BTEC Tech Award take your students?



How does the BTEC Tech Award fit into Progress 8?

The BTEC Tech Award in Travel and Tourism has been **included on the DfE List of qualifications** which will count towards performance tables in England and Northern Ireland (2022 results), meaning that it can be included in the third tier of Progress 8: the 'open' (non-EBacc) category.



Your students can take up to 3 BTEC Tech Awards in the "Open Group" alongside their GCSEs.

Where can a BTEC Tech Award take your students?

What will my students gain from a BTEC Tech Award?



Practical, transferable skills

BTEC Tech Awards focus on building skills which will give your students the confidence to progress in whatever path they choose.



A taster of the sector

The BTEC Tech Award is a practical introduction to life and work in the Travel and Tourism sector, so your students can develop their understanding of the sector and see whether it's an industry they'd like to be in.



A well-rounded foundation for further study

As they're designed to be taken alongside GCSEs, with a BTEC Tech Award your KS4 students have the opportunity to apply academic knowledge to everyday and work contexts, giving them a great starting point for academic or vocational study post-16, as well as preparing them for future employment.

Recognised by employers and universities

In 2015, 1 in 4 students who entered university in the UK did so with a BTEC. BTEC is a recognised and well-known qualification suite, providing reassurance that students who study a BTEC meet the levels required by employers and Higher Education.

What are my students' options for progression after the course?

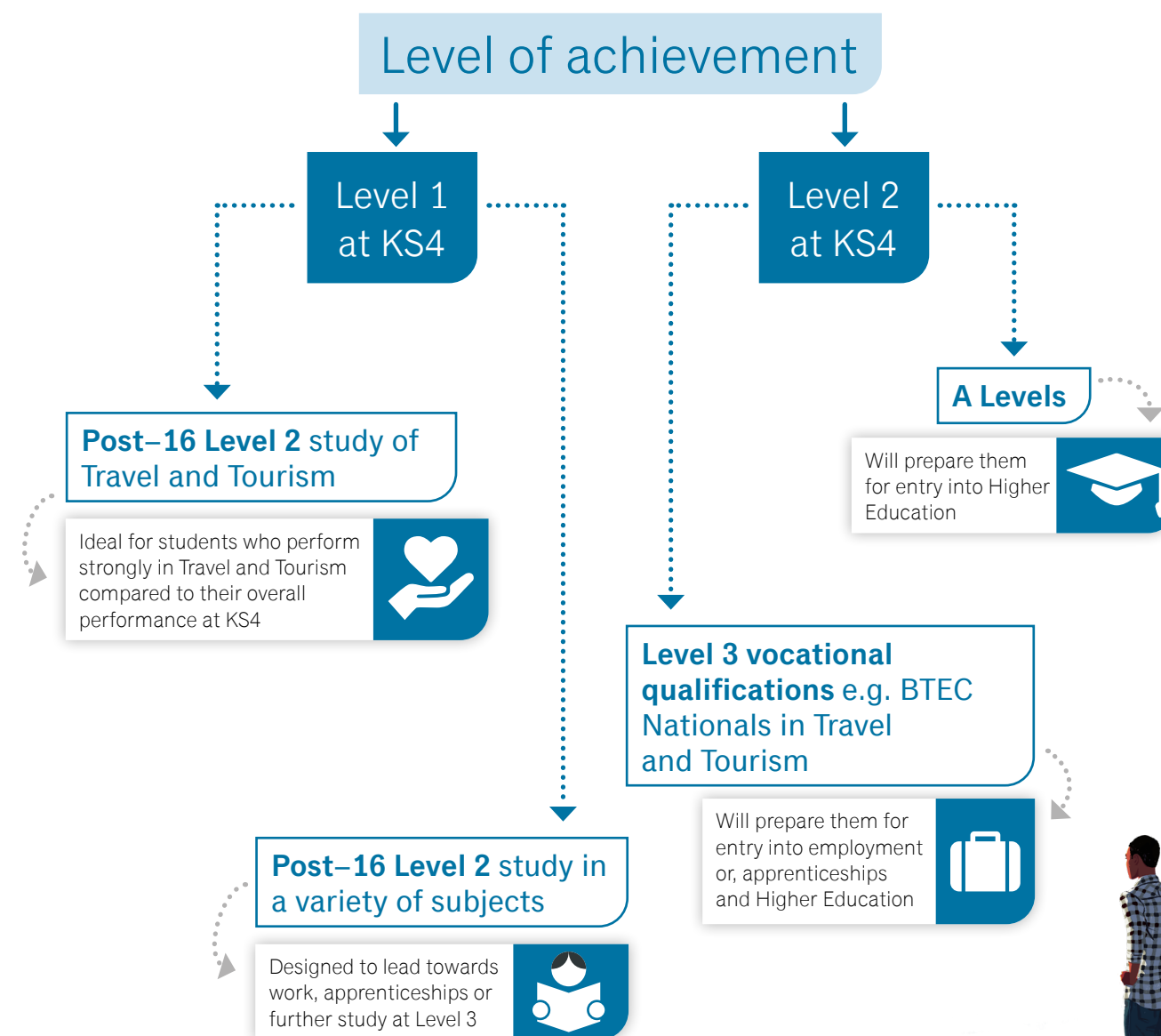
After completing their BTEC Tech Award, your students will be in a great position to continue in the travel and tourism sector. This qualification prepares students for both technical and academic routes.



Travel and Tourism is one of the UK's fastest growing sectors, employing over 3 million people.

Travel Agent
Holiday Representative
Air cabin crew
Travel Consultant
Hotel manager
Sales Executive

Where can my students progress to?



Your next steps

If you like what you see, and are interested in the BTEC Tech Award in Travel and Tourism, then:



Download your specification for a more detailed look at the course:

quals.pearson.com/btecteawardtt



Get in touch with your Subject Advisor, Victoria Fowell, with any queries.

✉ <https://support.pearson.com/uk/s/qualification-contactus>

☎ 0333 016 4060



To subscribe to the Travel and Tourism Subject Advisor Newsletter visit:

qualifications.pearson.com/en/forms/subject-advisor-updates-for-teachers-and-tutors.html



Tell us you're teaching this qualification to receive the latest updates:

quals.pearson.com/TAsignup



When you have finished with this leaflet please recycle it

Pearson Education Ltd is committed to reducing its impact on the environment by using responsibly sourced and recycled paper.

The skills to succeed – the confidence to progress