

Component 2: Textile Design

Standard Mark – 29

	AO1	AO2	AO3	AO4	TOTAL
Mark	7	8	7	7	29
Level	3	3	3	3	
	Just emerging competent ability	Mostly emerging competent ability	Just emerging competent ability	Just emerging competent ability	

Keyword descriptors from the taxonomy:

Predictable

Safe

Growing control

Examiner comments

This Textile Design Component 2 submission consists of a part-filled A4 square sketchbook of preparatory studies, 2 A2 sheets of preparation work and a response to the 2023 externally set theme of 'Lock'. In exam conditions, the candidate creates a wearable constructed garment embellished with decoration. Images of the work reflect the characteristics just within Performance Level 3, Emerging Competent.

A predictable collage of secondary source imagery of fashion and accessories is a starting point for visual ideas, including references to open-weaving and meshes. They explore the work of fashion designer Jil Sander by selecting relevant imagery. An experiment with twisted wool replicates elements of Sander's design, reflecting some growing control.


Following a visit to the Victoria and Albert Museum the candidate experiments further with netting and weaving, including machine-stitched crossing lines. Secondary source metalwork and sculpture imagery inspire the candidate to make a series of predictable tactile experiments. Annotations throughout the submission give clues to the candidate's thinking but do not highlight fully what they are doing and why.

A fashion figure template is used by the candidate to design a top and to show design ideas in preparation for the 10-hour period of sustained focus. Safe experiments and explorations, including plans for the final outcome are seen within A2 sheets of supporting preparation experiments. These experiments are repetitive but are relevant to the outcome.

During the 10-hour period of sustained focus the candidate produces a safe item of constructed textiles in the form of a short jacket, utilising some of their experimental processes. The candidate has endeavoured to resolve some designing and construction issues during the examination, rather than making more effective use of the preparatory period.

In order for the submission to move more securely within Performance Level 3, the candidate could demonstrate greater understanding of how ongoing observations, experiments and insights can better inform their visual outcomes.



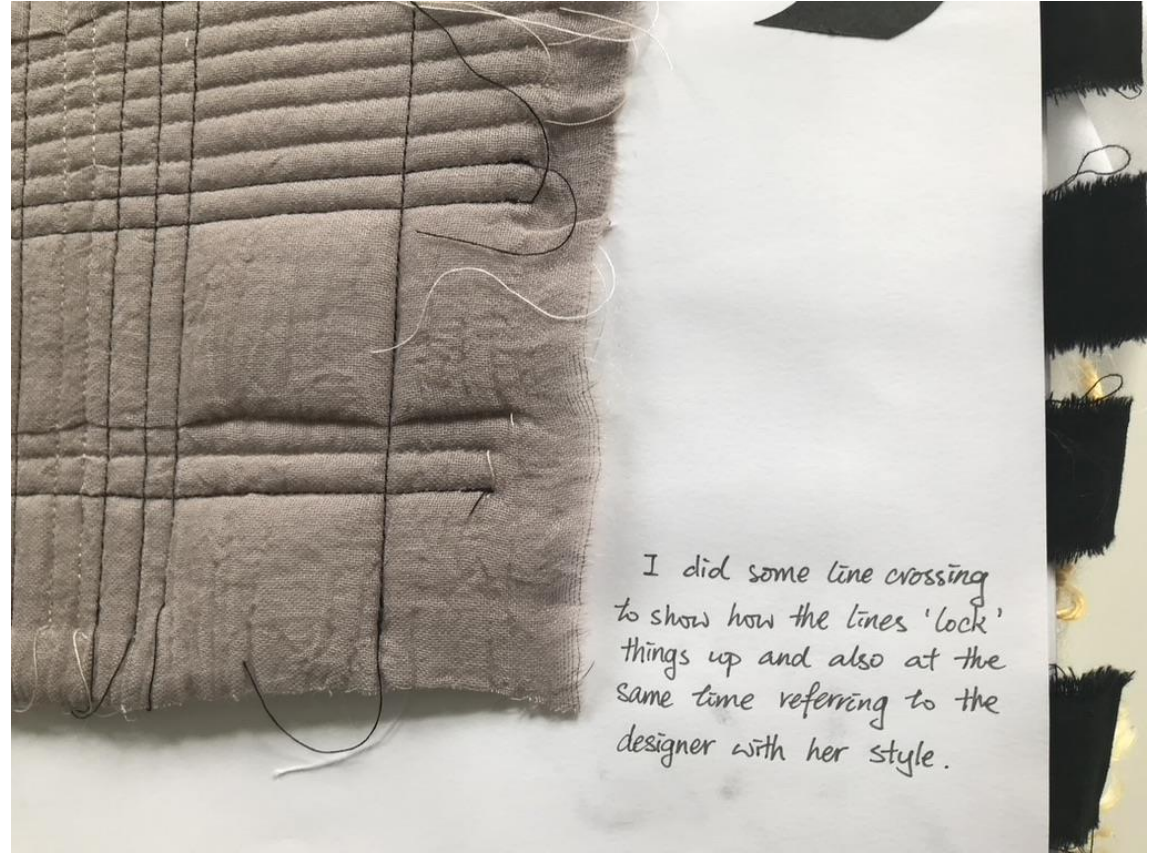


Jil Sander is a German minimalist fashion designer and the founder of the Jil Sander fashion house.


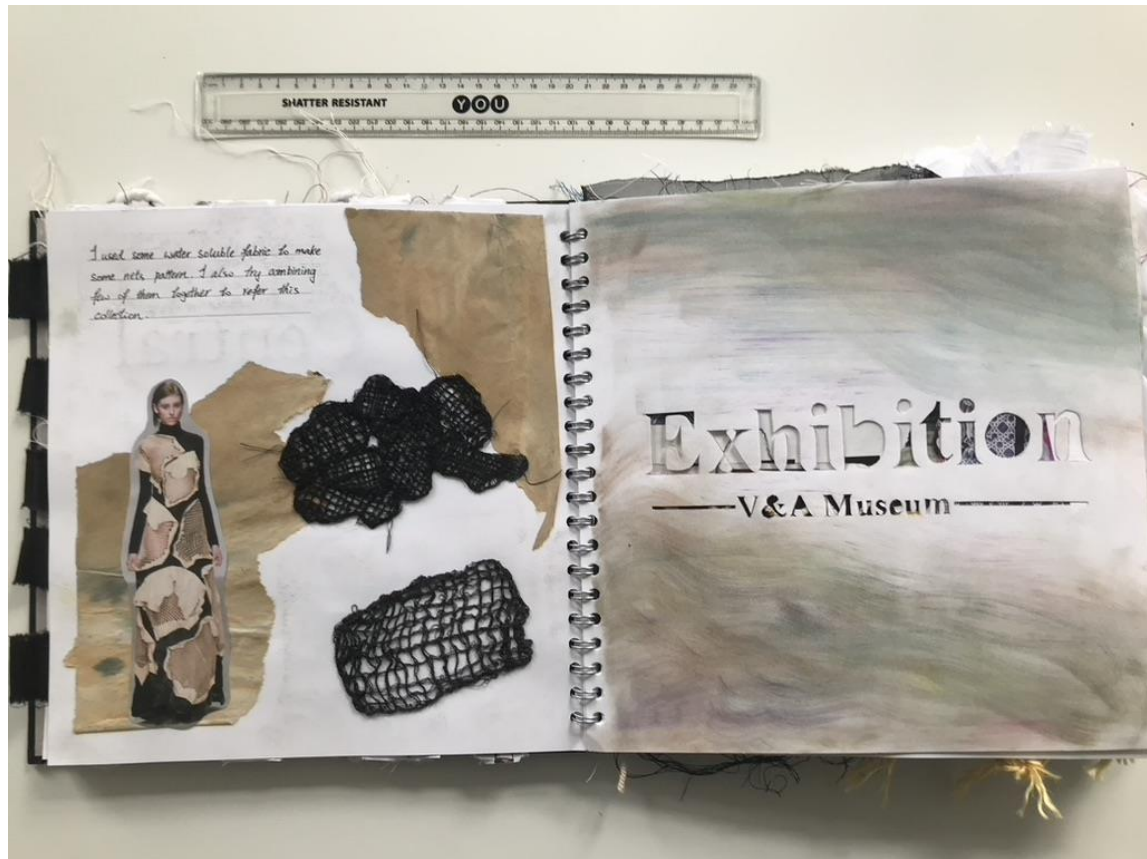






I did some line crossing
to show how the lines 'lock'
things up and also at the
same time referring to the
designer with her style.



I did some line crossing
to show how the lines 'lock'
things up and also at the
same time referring to the
designer with her style.









This time the creation of flying was...
...the matter of the other...
...to be used, so parts, to keep and...
...of these parts, and the matter that...
...of these might be the matter...
...and, who would the better say...
...which might be or some of these...
...specially, having heard that there...
...of the glass. How whether that...
...is a matter, on the same way...
...to be used, some then a figure of...
...is a matter, each as I have seen...
...and that made from each wood...
...is a matter. Although the...
...the matter a "shell," which we...
...to be used in these...
...the matter, I felt upon...
...to be used, in the presence of...
...the matter, and the matter of...
...the matter, and the matter of...
...the matter, and the matter of...
...the matter, and the matter of...

Here, I explored
some other shapes
with nets features.



NS
ME
NE
BE
F)
BE





I also zoom in
different parts of a
normal net and try using
different patterns like pleats and
crossing lines to show it.

