

Component 2 Fine Art

Standard Mark – 27

	A01	A02	A03	A04	Total
Mark	6	7	6	8	27
Level	2	3	2	3	
	Fully basic ability	Just emerging competent ability	Fully basic ability	Mostly emerging competent ability	

Keyword descriptors from the taxonomy:

Deliberate	Simplistic
Methodical	Tentative
Superficial	Growing control
Unrefined	

Examiner comments:

- The development process shows some basic critical understanding of their own ideas and the sources that have informed them.
- Experimentation is straightforward with some evidence of refinement.
- The recording of ideas shows growing control through drawing, informed by their own photography.
- Annotation shows a basic ability to record their own ideas, observations and insights.
- The final realisation demonstrates an emerging competent understanding of visual language through the application of the formal elements.



Standard Mark – 27

REFLECTIONS

Shiny things




MC Escher

The message or meaning is on paper we show reality and the nuts or reflections. This close up also tells us how they are really and more details.

thinking about things

Janet Fish





The message is to show colours and make the people make a picture from them.

Joel Penkman

JOEL PENKMAN

My reflections: The texture and the way he looks realistic it makes me feel hungry. The shadows and the different tones like to the theme of reflecting.



Message + Meaning: I am interested in the idea of food making interesting memories and this started.

Scale: The drawing is placed in the middle of the page to attract the attention. Joel covered a neutral background so he creates focus and the person looking at the picture can make their own theory.

Close up:

A close up shows all the different colours Joel used. Orange, Yellow, Blue and Brown to recreate the gold foil.

The drawing recreates the look that texture is soft to make the drawing look realistic.


REFLECTIONS:

The reflections are shown in the foil because it is crinkled and crunched.

Joel uses this colour choice to create shadowing and depth into his drawing.

Key words:

- Composition
- Contrast
- Formal shape
- Shadows
- Tonal
- Line + sign
- Texture
- Space



VISUAL ANALYSIS



FLORENCE HENRI

Message + Meaning:


The message and meaning is to show healthy eating. The relevance give the idea of being wrapped in different rooms to stop yourself from eating fatty foods.

Style + Technique:

Florence Henri was abstract shapes and dark and light tones to create objects being mirrored she also uses shadows to create depth.


IDEAS PAGE



My IDEA

My idea is to take a photograph of someone when their tongue out when has a love heart sweet on.

uses pastel colours with bold writing on to stand out.



CHALK

